

Homework 1: CSC 435 Web programming

HTML Basics: Formatting, Forms, Tables, Divs, Lists.

1. Create an .html file that looks like the following page. (5 pts)
Notice the white space between the words and the newlines.

This is Exercise 2

I am a heading

I am a paragraph

I am another heading

I am another paragraph

2. Create an .html file that looks like the following page. (5 pts)
Hint: `` and ``

An Unordered List:

- Coffee
- Tea
- Milk

An Ordered List:

1. Coffee
2. Tea
3. Milk

A nested List:

- Coffee
- Tea
 - A. Black tea
 - B. Green tea
 - i. China
 - ii. Africa
- Milk




3. Create a .html file that looks like the following page using <Table>:

Geography of AU Class of 2015

Region	Percentage
New England	12%
Mid-Atlantic	19%
South and Puerto Rico	15%
Midwest and Plains States	12%
Southwest and Mountain	10%
West, Alaska, and Hawaii	20%
Abroad	13%

4. Table with multiple rows. Hint: use rowspan attribute. Make the places link to a Wikipedia page of the same name. Images are in your folder. (5pts)

My summer Activities

Cities	Photos	Places
Paris		<u>Louvre</u>
		<u>Eiffel Tower</u>
		<u>Noter Dame de Paris</u>
Berlin		<u>RichSteig</u>
		<u>Unter Der Linden</u>
		<u>Potsdamer Platz</u>
Vienna		<u>Hofburg Palace</u>
		<u>Vienna State Opera</u>
		<u>Schonbrunn Palace</u>

5. Please generate a page like the following using nested <div> tag. (5pts)

Featured Drink

Breakfast Blend



6. Generate a page that looks like this using the form tag. (5pts)

Form for sending an e-mail

Name:

E-mail:

Comment:

Send