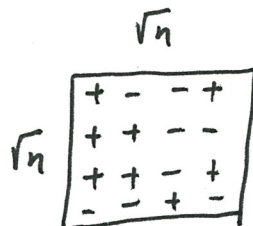


Phase Transitions in the Ising Model

Ising Model on  $\sqrt{n} \times \sqrt{n}$  lattice

Gibbs Distribution:

$$\pi(\sigma) = \frac{1}{Z} \exp\left(\sum_{i \sim j} b \sigma_i \sigma_j\right)$$



$$\propto \exp(b(\#\text{agreeing neighbors} - \#\text{disagreeing neighbors}))$$

$Z$ : partition function

$b$ : inverse temperature

$\hookrightarrow b$ : low (high temperature)  $\pi$  approaches uniform distn' no macroscopic order

high (low temperature)  $\pi$  assigns higher weight to organized configurations

Phase Transition:  $b_c = \frac{1}{2} \ln(1 + \sqrt{2})$

$\exists b_{crit}$  where model suddenly switches from being organized to being disorganized.

More formally, consider box  $[-\sqrt{n}, +\sqrt{n}]^2$  for progressively larger  $n$ 's

study correlation of spin at  $(0,0)$  and  $a$  function of spins at the boundary (that tries to guess spin at  $0$ ); then:

$\bullet b < b_c$ , correlation  $\xrightarrow{n \rightarrow \infty} 0$  (for any function)

$\bullet b > b_c$ ,  $\exists$  function: correlation  $> c > 0$ ,  $\forall n$

o Heat Bath chain (Glauber Dynamics):

- start at arbitrary  $\sigma$ ;
- at each step, choose  $i$  u.a.r.

sample  $\sigma_i$  from the conditional distn' on  $i$  given the spins  $\sigma_{N(i)}$  of its neighbors

[that is, if  $m_i^+(\sigma), m_i^-(\sigma)$  are respectively neighbors of  $i$  with  $+, -$  sign in  $\sigma$ , then the new spin at  $i$  is  $+$  w/prob

$$\frac{\exp(\beta(m_i^+ - m_i^-))}{\exp(\beta(m_i^+ - m_i^-)) + \exp(\beta(m_i^- - m_i^+))}$$

MC is reversible wrt.  $\pi$ .

[Martinelli-Olivieri '94]

o Theorem [MO]: The mixing time of Glauber dynamics for the Ising Model on a  $\sqrt{n} \times \sqrt{n}$  box of the 2-dimensional lattice is:

$$\begin{cases} O(n \log n) & , \text{ if } \beta < \beta_c; \\ e^{\Omega(\sqrt{n})} & , \text{ if } (\beta > \beta_c); \end{cases}$$

where  $\beta_{crit}$  is the critical inverse temperature ( $\beta_c = \frac{1}{2} \ln(1 + \sqrt{2})$ )

Remark: This theorem provides a connection (a very precise one) between spatial and temporal mixing of the Ising model.

↑  
organization in space

↑  
mixing time of Glauber Dynamics

◦ In today's lecture, & next lecture we show fast mixing for sufficiently low  $b$  and slow mixing for sufficiently high  $b$

◦ Proof [fast mixing for  $b < \frac{1}{2} \ln \frac{5}{3}$ ]:

- proof by path coupling

- pre-metric: • edge between two configurations if they differ at one site

• weight of edge 1

- induced metric: hamming distance between two configurations

- path coupling: <sup>define coupling step</sup>  $(X_t, Y_t) \rightarrow (X_{t+1}, Y_{t+1})$  for  $X_t, Y_t$  that differ at  $i_0$

↳ pick same  $i$  and update it "optimally" to maximize the probability of agreement of  $X_t, Y_t$ ; i.e. if  $p_x$  respectively  $p_y$  are the probabilities that  $i$  becomes a '+' then set  $i$  to a '+' in both chains w/ probability  $\min(p_x, p_y)$  to a '-' in both chains w/ prob  $\min(1-p_x, 1-p_y)$ , etc.

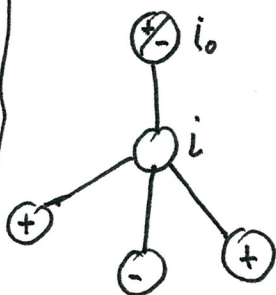
- Analysis:

good moves:  $i = i_0$  - then  $\Delta \text{distance} = -1$  w/prob 1  
- this case happens w/ prob  $1/n$

bad moves:  $i \in N(i_0)$  - then

- then  $\Delta_{\text{distance}} = +1$  w/ prob  $\leq \frac{\exp(2b) - \exp(-2b)}{2 + \exp(2b) + \exp(-2b)}$  (4)
- happens w/ prob  $\leq \frac{4}{n}$

proof of (\*): let  $\alpha^+$  : # of + neighbors of  $i$ , excluding  $i_0$   
 $\alpha^-$  : # of - neighbors of  $i$ , excluding  $i_0$



$$\left| \Pr[X_{t+1}(i) = +] - \Pr[Y_{t+1}(i) = +] \right| = \frac{\exp(2b) - \exp(-2b)}{\exp(2b\alpha^+) + \exp(-2b) + \exp(2b) + \exp(-2b\alpha^-)}$$

maximized by letting  $\alpha = 0$

Hence:

$$\mathbb{E} \left[ d(X_{t+1}, Y_{t+1}) \mid X_t, Y_t \right] \leq d(X_t, Y_t) \left( 1 - \frac{1}{n} \cdot \frac{\exp(2b) - \exp(-2b)}{2 + \exp(2b) + \exp(-2b)} \right)$$

the above is true for every edge in pre-metric, and by the path coupling thm also true for every pairs of states if we extend the above coupling appropriately


$$\text{if } \lambda \gg 0 \left( \Leftrightarrow 1 > 4 \cdot \frac{e^{2b} - e^{-2b}}{2 + e^{2b} + e^{-2b}} \Leftrightarrow b < \frac{1}{2} \ln \frac{5}{3} \right)$$

the mixing time is  $\tau_{\text{mix}} = O(n \log n)$   $\square$



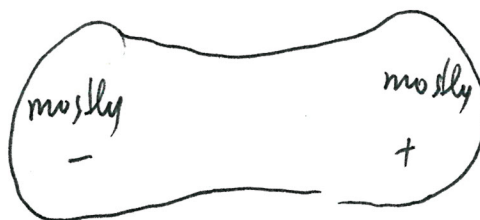
- Next time we'll show slow mixing for  $b > \frac{1}{2} \ln 3$ . We'll use the following intuition:

low temperature



configurations that are mostly + or mostly - get a lot of probability under  $\pi$ , but intermediate configurations get low probability mass creating a bottleneck

high temperature



the bottleneck at intermediate configurations ceases to exist

- To show how bottlenecks affect mixing, we show the following lemma:

**Theorem:** For any Markov chain, and any  $S \subseteq \Omega$  w/  $\pi(S) \leq \frac{1}{2}$ ,

$$\tau_{\text{mix}} \geq \frac{1}{4\Phi(S)}$$

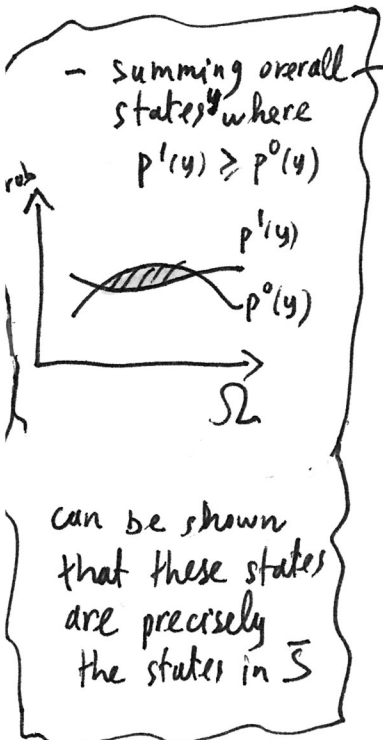
where  $\Phi(S) = \frac{\sum_{x \in S, y \notin S} \pi(x) P(x,y)}{\pi(S)}$  is the **conductance** of  $S$ .

**Proof:** - consider the initial distn'

$$p^0(x) = \begin{cases} \frac{\pi(x)}{\pi(S)} & , \text{ if } x \in S \\ 0 & , \text{ if } x \notin S \end{cases}$$

• let's see what happens after one step of the Markov chain:

$$\begin{aligned} \|P^1 - P^0\|_{TV} &= \frac{1}{2} \sum_y |p^1(y) - p^0(y)| \\ &= \frac{1}{2} \sum_y \left| \sum_x p^0(x) P(x,y) - p^0(y) \right| \end{aligned}$$



$$\begin{aligned} &= \sum_{y \in \bar{S}} \left| \sum_x p^0(x) P(x,y) - p^0(y) \right| \\ &= \sum_{y \in \bar{S}} \sum_x p^0(x) P(x,y) \\ &= \sum_{y \in \bar{S}} \sum_{x \in S} p^0(x) P(x,y) = \Phi(S) \end{aligned}$$

• claim:  $\|P^{t+1} - P^t\|_{TV} \leq \|P^t - P^{t-1}\|_{TV}$

proof:

$$\begin{aligned} \|P^{t+1} - P^t\|_{TV} &= \frac{1}{2} \sum_x |p^{t+1}(x) - p^t(x)| \\ &= \frac{1}{2} \sum_x \left| \sum_y (p^t(y) P(y,x) - p^{t-1}(y) P(y,x)) \right| \\ &\leq \frac{1}{2} \sum_x \sum_y P(y,x) |p^t(y) - p^{t-1}(y)| \\ &= \frac{1}{2} \sum_y |p^t(y) - p^{t-1}(y)| = \|P^t - P^{t-1}\|_{TV} \quad \square \end{aligned}$$

• using claim and triangle inequality:

$$\begin{aligned} \|P^t - P^0\|_{TV} &\leq \|P^t - P^{t-1}\|_{TV} + \|P^{t-1} - P^{t-2}\|_{TV} + \dots + \|P^1 - P^0\|_{TV} \leq t \cdot \|P^1 - P^0\|_{TV} \\ &\leq t \cdot \Phi(S) \end{aligned}$$

◦ using triangle inequality again:

$$\|p^t - \pi\|_{TV} \geq \|p^0 - \pi\|_{TV} - \|p^t - p^0\|_{TV}$$

$$\geq \frac{1}{2} - t\Phi(\delta)$$

$$\geq \frac{1}{4} \quad (\text{as long as } t \leq \frac{1}{4\Phi(\delta)})$$

◦ So  $T_{mix} \geq \frac{1}{4\Phi(\delta)}$   $\square$