



What? Why?

- Colors of liquids, creams, and powders used to transform physical appearances
- High and Low levels of transformation
 - Everyday makeup, party makeup, stage makeup, special FX makeup
- Styles change over time
- To feel new, to feel different, to have fun

Getting Started

- Need certain tools
 - Brushes
 - Sponges
- Skin preparation
 - Cleansing
 - Moisturizing

Face Shapes

- Determine Face Shapes to have most complimentary makeup application

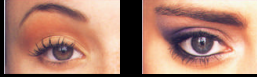
square heart
round long oval

General Application Process

- Determine Face Shape and Skin Tone
 - Skin tones include: black, olive, fair, asian
- Decide on style of make preferred
 - Day vs. Night
 - Color vs. Neutral
- Style of makeup determines which areas to enhance and which areas to shade
 - Shading begins to change face shape or enhance important features
- Each facial element is transformed one by one to change the face entirely or minimally
 - Brows, eyes, cheeks, lips, etc.
 - Usually focus on either eyes or lips


Using cream base and foundation colors, the face is highlighted with lighter shades and shaded with darker shades.

Using foundations, face powders, blushers, eyeshadows, eyeliner and mascara, and lip colors, the face is transformed in many different ways.



deep-set heavy brows

- Many different effects can be achieved depending on eye shape, color, size, inset, and brow shape
- Using natural, creamy, matte, and glossy shadows with liners



round small asian



- Thin, uneven, shapeless, full, and color unbalanced lips can all be fixed using lip liners and colors
- Drawing lines outside the natural lip line help creates fuller lips
- Drawing lines inside the natural lip line help creates thinner lips



Transformation

Makeup application leads to transformation




Kevin Aucoin


Recreate past actresses from present ones with make up and lighting effects



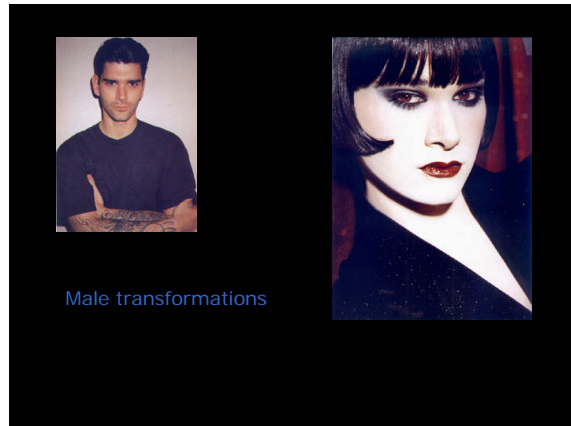

Isabella Rossellini Isabella Rossellini as Barbara Streisand Barbara Streisand



Demi Moore Demi Moore as Clara Bow Clara Bow



Courtney Love Courtney Love as Jean Harlow Jean Harlow

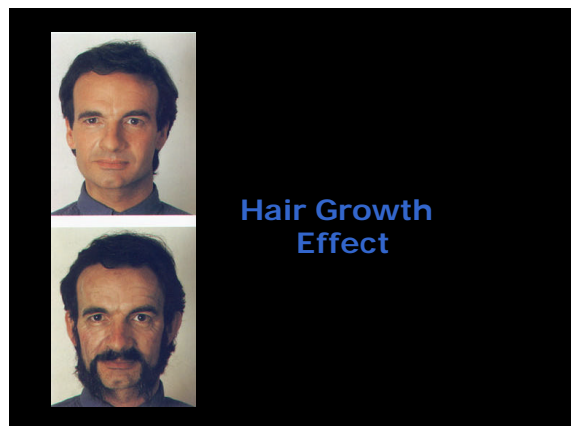
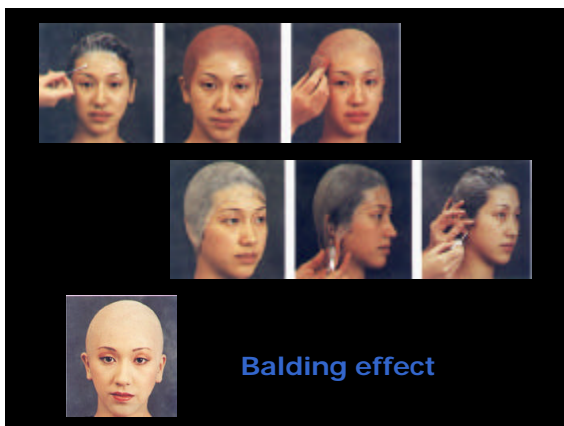


Stage Makeup

- Makeup that strengthens features so they can be seen from far away
- Makeup that creates characters
- Using
 - Cream and Greasepaint, Aqua and dermacolour, Eyeshadow and liner, Pencils and mascaras, Lipsticks and blushers, Brushes and sponges, Dayglo and uv makeup, Remover and setting powder, Hair and moustaches

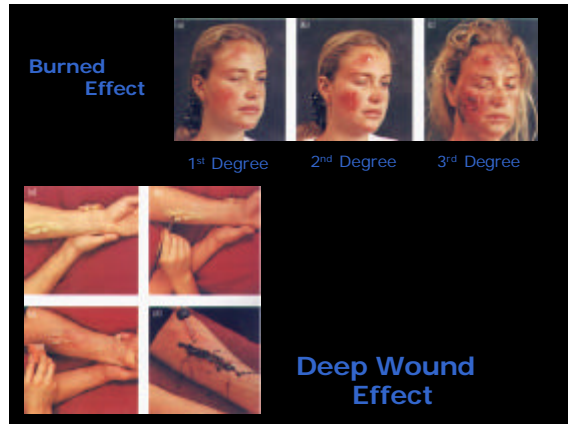
Aging, Balding, Hair Growth Effects

- Aging
 - Emphasize age lines – nose, mouth
 - Remold face with Patches of shadows not just lines
- Balding
 - caps
- Hair Growth
 - Fake hair applied to head, face and other areas



Special FX Makeup

- Using blood, prosthetics, latex and nose putty, special effects makeup is created
- This type of makeup is used for advanced special effects such as those you see in abstract and surreal films and television shows
 - Ex: horror films like *Dracula*



Other Gruesome Effects



Sources

- *Making Faces* Kevin Aucoin
- *Face Forward* Kevin Aucoin
- *The Complete Make-Up Artist* Penny Delamar
- *Classic Make-Up & Beauty* Mary Quant

"The future will belong to those with open minds and open hearts, who can appreciate beauty in all its forms."

-Kevin Aucoin