
Eyebrowse: Real-Time Web Activity Sharing and Visualization

Max Van Kleek

MIT CSAIL
32 Vassar St.
Cambridge, MA 02139
emax@csail.mit.edu

Brennan Moore

MIT CSAIL
32 Vassar St.
Cambridge, MA 02139
zamiang@csail.mit.edu

Christina Xu

MIT Media Lab
20 Ames St.
Cambridge, MA 02139
ckx@mit.edu

David R. Karger

MIT CSAIL
32 Vassar St.
Cambridge, MA 02139
karger@mit.edu

Abstract

In this paper, we explore the potential for letting users automatically track and selectively publish their web browsing activities in real time on the Web. We developed a system, Eyebrowse, with three goals: first, to provide a means for individuals to better understand how they spend time on the web through visualizations and statistics; secondly, to foster social discovery and awareness through real-time web activity sharing; and finally, to build a large public corpus of web browsing trails using this method. We gathered user impressions of Eyebrowse, including perceived usefulness, feelings of self-exposure, and privacy concerns, for ascertaining ways to improve the system.

Keywords

personal informatics, awareness, life-tracking, information visualization

ACM Classification Keywords

H.5.2 Information Interfaces and Presentation: User interfaces – Evaluation/ methodology

General Terms

Human factors, Design

Copyright is held by the author/owner(s).
CHI 2010, April 10–15, 2010. Atlanta, Georgia, USA
ACM 978-1-60558-930-5/10/04.

Introduction

As the web has developed, we have become increasingly reliant upon it for the gamut of our daily activities, whether work-related, social, or personal. As a result, our web browsing trails are increasingly reflective of our interests, needs, and what we do in our daily lives. These trails have the potential to help us personally in various ways, such as to let us keep track of how we spend our time, or to better remember the many things that we do, read and see each day. Moreover, despite the many social-oriented services on the Web, most individuals have little actual information about what others look at on the Web. This suggests potential social uses for individuals' browsing activities, particularly among acquaintances or individuals with similar interests. Yet, an individual's web history is currently not leveraged in the browser beyond simple "recently visited" features. While web analytics providers¹ currently maintain long-term statistics of pages accessed through server-side logging, these statistics are not well-suited for end-users. Much of the data that is most relevant to users is simply not available in server-side logs, such as how long a user viewed a particular site, or even (due to caching proxies) all the times the site was accessed. Secondly, such analytics are often restricted to one particular site, and do not capture how a particular user traverses multiple sites. Finally, this information is often closely safeguarded by site owners – and is rarely divulged to end-users.

We are exploring an alternative approach which focuses on public, opt-in, longitudinal logging of individuals' web browsing activities using client-side browser instrumentation

instead of server-side logging. The goal of our system, called Eyebrowse, is to explore how detailed web browsing activity captured in this way can be used for both personal and social gain. To promote a better understanding of a user's own browsing activities, for example, Eyebrowse provides quick access to the individual's recent browsing activities and short, medium, and long-term trends. Towards social sharing, Eyebrowse provides near-real-time tickers of others' browsing activities and trending statistics, along with visualizations comparing the long-term patterns of multiple individuals.

Related Work

Eyebrowse incorporates features of both time-management and social life-tracking tools. Much like activity-tracking time-management systems, such as Slife², Eyebrowse tracks the user's web browsing activity and produces easy-to-read statistical summary visualizations. Also like life-tracking sites such as Last.fm³ and Google Latitude⁴, Eyebrowse shares that information publicly in near-real-time. Finally, like other predictive recommenders and social website tracking services (WebWatch[1] and Nebul.us⁵), Eyebrowse uses the data collected on the user's past browsing history to recommend web sites; however it is quite unique that it uses context (previously viewed sites, location, time of day and day of week) rather than web content, in performing the recommendation. We postpone discussion of the recommendation algorithm for later work.

Eyebrowse

Eyebrowse consists of a Firefox add-on and a website. The add-on component, when installed, introduces a small icon

¹such as Google Analytics - google.com/analytics, and Alexa - www.alexa.com

²<http://www.slifelabs.com/>

³<http://www.last.fm/>

⁴<http://www.google.com/latitude>

⁵<http://nebul.us/>

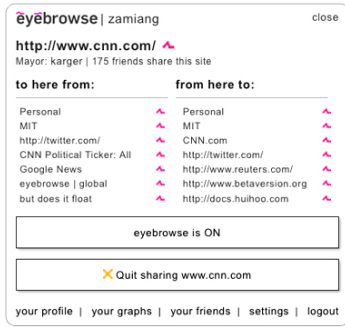


Figure 3: View of the Eyebrowse plugin for a user on cnn.com showing socially and contextually related information.

in the bottom-right corner of the browser UI. This icon indicates whether the current site being visited is being logged and shared, and reveals the main control panel when clicked. This panel (Figure 3) allows quick access to all of Eyebrowse’s features, including the visualization gallery, a thumbnail version of statistics related to the page being viewed (Figure 2), as well as buttons for controlling sharing.

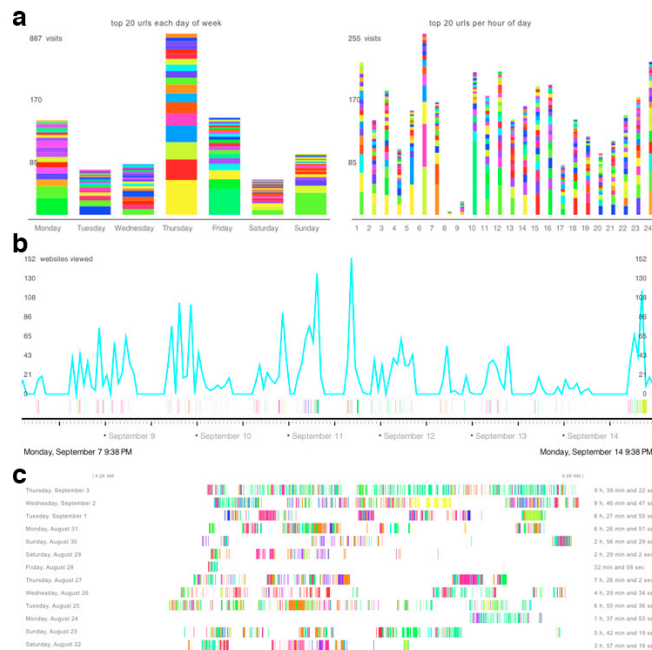


Figure 1: (a) Top 20 URLs for day of week and time of day; (b) Timeline of pages visited over the course of 1 week (c) Timeline over 20 days.

After signing up and installing the plugin, the user is brought to their settings page where they can initially populate their “whitelist”, the list which controls what sites are logged by the system. Sites can be later added by

clicking on a button in Eyebrowse’s panel. During testing, we experimented with other access control schemes, including blacklists (i.e., logging all URLs except those in the list are logged), but found whitelisting less confusing. When active, the plugin records the page URL, title, and non-idle time spent viewing the page, and sends this information to the Eyebrowse server, which collects this information and updates statistics pertaining to visualizations.

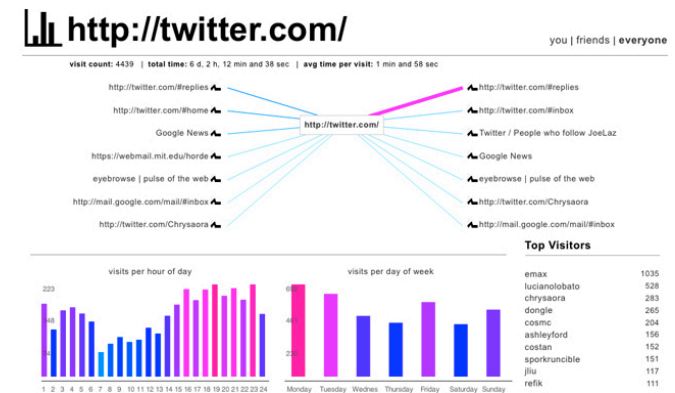


Figure 2: The “page stats” page, showing pages viewed immediately before and after, common times accessed, and top visitors to a given page.

Once a site is added to the whitelist to be shared, it is included on the user’s profile page (Figure 4) and statistical summary graphs page (Figure 1). When visiting their own profile page, a user is presented with a view of the last 20 URLs they visited and a week view where they can learn about their browsing trends and activity statistics. Other statistics, such as the top 25 websites by week and information about frequency and duration of web browsing activity, lead to further exploration in the timeline graph (Figure 1b) and “20 days” graph (Figure 1c). With the “day by day” graph (Figure 1a), users can view daily activity

patterns and most visited URLs. Colors are assigned using edit distance such that color similarity correlates to URL textual similarity.

When viewing others' profiles, the graphs facilitate social discovery by showing recent activity, general overviews of how users spend their time online, and web viewing trends over the past week. Users can directly compare themselves to others by through the "you minus me" or "me minus you" visualizations, which presents commonalities and differences in two individuals' aggregate browsing statistics.

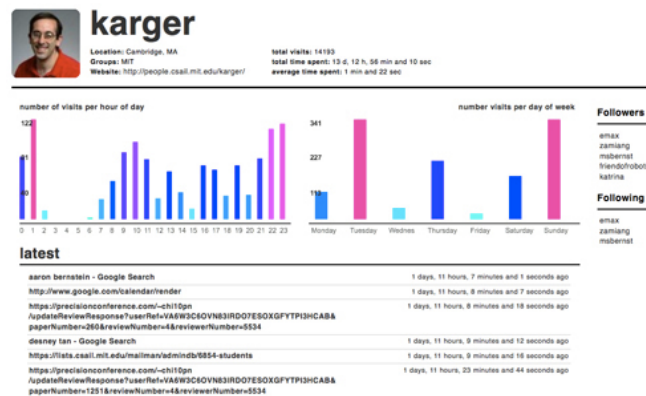


Figure 4: A user's profile page, showing a most recent and a macroscopic view of the users browsing habits.

Initial Study

Prior to developing Eyebrowse, our colleagues mentioned having self-reflection needs surrounding web browsing activity, including wanting to "find out how much time I waste on a few websites" and "figure out how much time I spent on certain projects.". As revealed in the next sections, however, social uses were ultimately perceived as more useful than Eyebrowse's visualizations of self.

One month after deployment, we surveyed 13 out of 121 active users of the system (defined as having at least 3 sites shared in their whitelists and 100 accesses logged apiece). The following sections comprise a summary of survey results as well as analysis of use by all active users.

Social browsing versus self reflection

We asked users to rate the usefulness of each element of Eyebrowse on a 5 point scale. While, on average, users reported finding Eyebrowse as useful for social browsing as for self-reflection, users reported that the views containing data about other users were more useful than views containing just their own. Among the visualizations of the user's own activity, 6/13 reported that the list comparing the top URLs visited during the weeks prior was the most useful. When asked if Eyebrowse was useful for discovering new people, 9/13 responded with a 1 (not really) or 2 on 5-point scale; however, 6/13 of users reported that other users' profiles were useful for keeping on top of their their friends' browsing activities. An additional interesting artifact we discovered was that while only 3 of users found the "page stats" page on the eyebrowse site useful (the lowest rating of any feature), more than half of the users (6/13) rated the same visualization situated in the plugin as very useful (5). This suggests that some information, such as statistics pertaining to visitors of a particular page or site, is much more useful while viewing that page than out of context.

Whitelisting, exposure and privacy

Users had a median of 18 domains in their whitelists (min:3, max:401) and logged a median of 1699 instances of browsing (min: 101, max: 36889). The most commonly whitelisted sites were Wikipedia and Twitter; social networking sites were considerably further down the list, with Facebook and Gmail at 12th and 13th place.

Since Eyebrowse requires users to explicitly opt-in to sharing each unique web site, we expected that users would rarely revise their recorded browsing or remove elements from their whitelists. However, 69% (83) users removed entries from their whitelists at least once, while 21% (25) removed at least one record from their browsing history. Surveyed users who removed entries reported changing their minds after discovering that Eyebrowse logged unexpectedly informative page titles. This is a likely explanation for why e-mail services like Gmail and social networking sites like Facebook were shared less often; titles of pages accessed on these sites often contained information such as private e-mail subject lines or the names of the profiles being viewed by the users. Comments in our survey expressed a sensitivity to this information: *If my advisor finds out how much time I spend on Facebook and Gmail, I'm screwed. If my girlfriend sees my habit of clicking random girl photos on Facebook, I'm screwed.*

Tufecki reported in a study of online social networking sites [2] that users who were more concerned about online exposure and privacy tended to choose non-easily identifiable pseudonyms instead of their real names. To determine what percentage of Eyebrowse users may have deliberately chosen usernames to obscure their identity, we entered the usernames of each of the 121 users using a popular search engine. If, within the top 10 returned hits we could find a page that probably identified the individual's real name, we marked them "identifiable". This experiment revealed that 55% (67) users chose easily identifiable usernames while the remaining 54 did not. Although there was an observable difference between the average number of distinct sites each group had on their whitelist, ($\mu_1 = 72$ vs $\mu_u = 48$) this difference was not statistically significant; however, the easily identifiable group logged significantly more page views ($\mu_i = 4839$ vs $\mu_u = 2438$, $p < 0.02$).

This may indicate that those users who chose identifiable names used the system longer, while perhaps those who chose to go incognito were more concerned about their degree of exposure and did not use the system as much.

When asked "What privacy concerns did you have about Eyebrowse?", 11/13 users reported social- or work-related privacy concerns; several comments indicated a desire to not have the intent behind their web browsing activity misinterpreted. For example, one user wrote: *I was mostly concerned that people would be curious as to why I was looking up certain individuals [or information] and draw the wrong conclusions.* Thus, the cause of privacy concern for these individuals surrounded not the disclosure of the subject/content of viewed pages, but the potentially damaging impact that the act of viewing these pages might have on their reputation.

Public corpus

As there is a substantial need for personal activity datasets in recommendation and adaptive systems research, we made all data collected by Eyebrowse available to the public. During our initial deployment, we collected 500,000+ page views, which are now available (along with updated nightly snapshots) in various formats (CSV, XML). We hope that, like the data-sets provided by *data.gov*, Eyebrowse data will encourage researchers to build new tools to look at browsing data.

Conclusion & Future Work

Based on the substantial uptake and continued use of our system, we are encouraged to further investigate the needs and applications surrounding the capture, archiving and sharing of longitudinal web browsing activity data. For example, we wish to better understand the needs surrounding self-reflection on past activity since there was

such strong initial interest. After using the system for several weeks, one user commented about how he felt when viewing his own browsing history:

I think I learned a little bit about myself [...] but there is a part of me that doesn't WANT to know how much time I spend on certain sites (e.g., Facebook)! It's a secret escape from what I'm *supposed* to be doing; if I learned that I spent an hour on it every day, I'd feel bad about it and obligated to try and change my behavior.

Despite the aversion expressed by this particular user towards knowing how exactly he spent his time online, we hypothesize that the visualizations of self-data in Eyebrowse might still be useful and informative to many individuals. Specifically, we are considering an approach that keeps private, complete (i.e., not whitelist-filtered) logs to see if this might more effectively facilitate reflection on web activity.

Similarly, we would like to investigate whether having more levels of exposure, that would let users, for example, control which of their friend(s) saw particular traffic would change users' willingness to share sites. Unfortunately introducing such intermediate levels interferes with our goal of also creating a public corpus for web browsing research, because kept logs will no longer be necessarily public.

Several users mentioned "not having enough time" to peruse the visualizations, and felt that they were not getting much out of use of the system as a result. Thus we are considering ways that information captured by Eyebrowse could be placed strategically such that it could be used in the course of regular browsing activity. To this end, we

added a visualization to the previously blank page which is displayed when the user opens a new tab, displaying the user's most likely destinations (predicted given the user's location, recent browsing history and date/time). We wish to extend this sort of just-in-time display of information to aspects of reflection, reminding and discovery.

Finally, we would like to gain a better understanding of perceptions and privacy risks surrounding our approach to web activity logging for collecting public datasets for research. Given that the most prominent attempts by companies to release "anonymized" datasets inadvertently compromised individual users' privacy, which, further discouraged other holders of such data from releasing their datasets, we feel that this is a very important problem to address. Thus, we would like to explore better approaches that let users selectively volunteer their data as they please. Many questions remained unanswered, however, such as whether end-users will be able to make appropriate judgements surrounding their own personal data to achieve their desired level of privacy. Thus, we plan to continue to study users' perceptions of the data collection process to understand concerns and possible solutions.

References

- [1] C. E. Polk. Webwatch: visualizing web page histories and social monitoring habits. In *CHI*, pages 393–394, New York, NY, USA, 2001. ACM.
- [2] Z. Tufekci. Can you see me now? audience and disclosure regulation in online social network sites. *Bulletin of Science Technology Society*, 28(1):20–36, February 2008.