

A Frequency Analysis of Light Transport

Frédo Durand – MIT CSAIL

With Nicolas Holzschuch, Cyril Soler, Eric Chan & Francois Sillion

Artis Gravir/Imag-Inria & MIT CSAIL



Our research

- 3D rendering
 - Light transport
 - Material appearance
 - Real time rendering, hardware
- Computational Photography & Video
 - Image enhancement, dynamic range, relighting
 - Data-rich imaging
 - Image decomposition and manipulation
- In all cases, it's all about complicated signals

Understanding, manipulating and computing signals

- Discontinuities
 - Where things change
- Gradient
 - Useful for interpolation, criterion
- ***Frequency content (today's talk)***
 - Useful for sampling
 - Useful for inverse problems
 - Sometimes useful as basis function
- Statistics

And all these capture perceptual properties

Bilateral filter

Signal decomposition that characterizes multiscale content and preserves discontinuities

- Tone mapping
- Flash no flash
- Meshes

Visibility

- Singularity approach (discontinuities)
- Fake shadow blurriness (signal characteristics are right, not values)

A Frequency Analysis of Light Transport

F. Durand, MIT CSAIL


N. Holzschuch, C. Soler, ARTIS/GRAVIR-IMAG INRIA

E. Chan, MIT CSAIL

F. Sillion, ARTIS/GRAVIR-IMAG INRIA

Illumination effects

- Blurry reflections:



From [Ramamoorthi and Hanrahan 2001]

Illumination effects

- Shadow boundaries:



Point light source



Area light source

Illumination effects

- Indirect lighting is usually blurry:



Direct lighting only





Indirect lighting only

Frequency aspects of light transport

- Blurriness = frequency content
 - Sharp variations: high frequency
 - Smooth variations: low frequency
- All effects are expressed as frequency content:
 - Diffuse shading: low frequency
 - Shadows: introduce high frequencies
 - Indirect lighting: tends to be low frequency

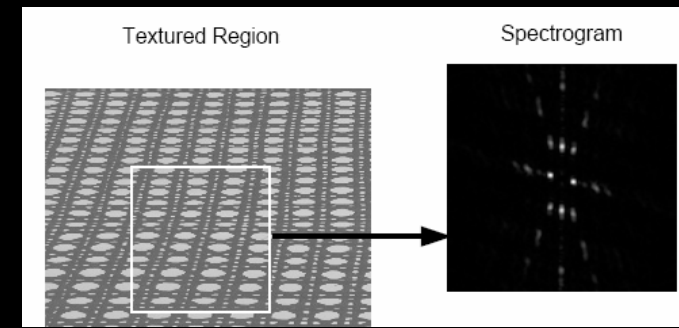
Frequency content matters in graphics

- Sampling, antialiasing
 - Texture prefiltering
 - Light field sampling
- Fourier-like basis
 - Precomputed Radiance Transfer
 - Wavelet radiosity, SH
- Low-frequency assumption
 - Irradiance caching



Frequency content matters in vision

- Inverse lighting
 - And illumination invariants
- Shape from texture
- Shape from (de)focus
 - See our Defocus Matting [McGuire et al. Siggraph 2005]



From Black and Rosenholtz 97

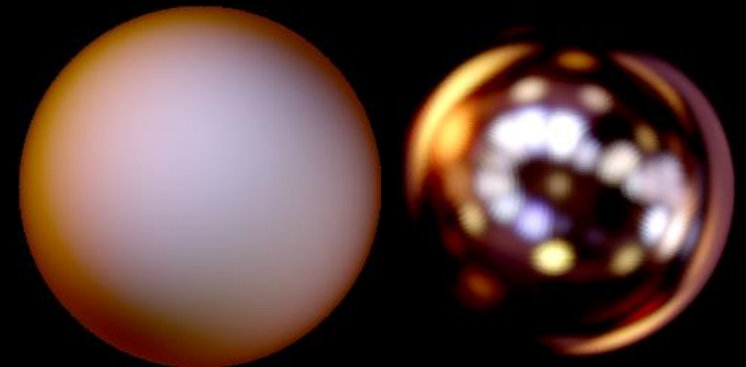


Problem statement

- How does light interaction in a scene explain the frequency content?
- Theoretical framework:
 - Understand the frequency spectrum of the radiance function
 - From the equations of light transport

Unified framework:



- Spatial frequency
(e.g. shadows, textures)
- Angular frequency
(e.g. blurry highlight)



Disclaimer: not Fourier optics

- We do not consider wave optics, interference, diffraction
- Only geometrical optics

From [Hecht]



Overview

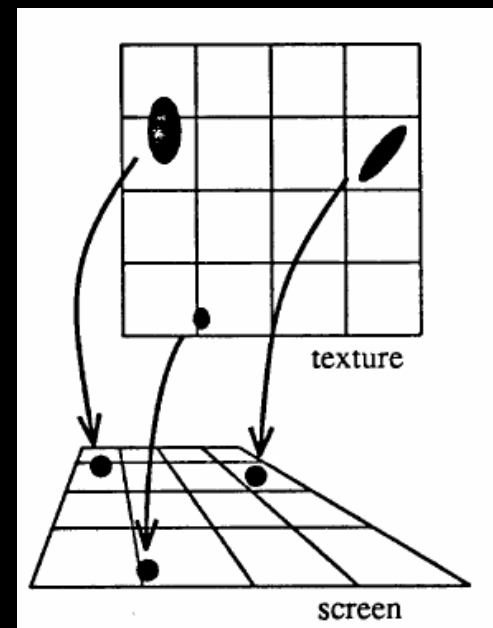
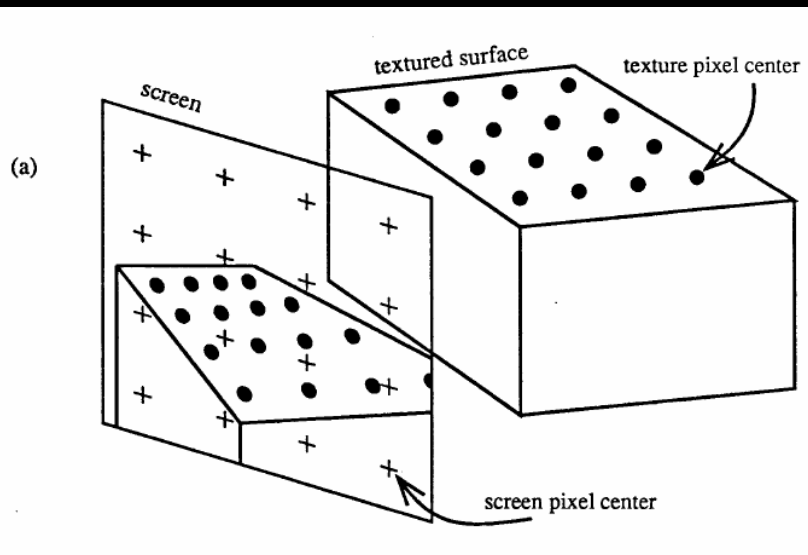
- Previous work
- Our approach:
 - Local light field
 - Transformations on local light field
- Case studies
- Conclusions and future directions

Previous work


- Vast body of literature:
 - Light field sampling
 - Perceptually-based rendering
 - Wavelets for Computer Graphics
 - Irradiance caching
 - Photon mapping
 - ...
- We focus on frequency analysis in graphics & vision:
 - Texture antialiasing
 - Light field sampling
 - Reflection as a convolution

Texture pre-filtering [Heckbert 89]

- Input signal: texture map
- Perspective: transforms signal
- Image: resampling
- Fourier permits the derivation of filters



minification

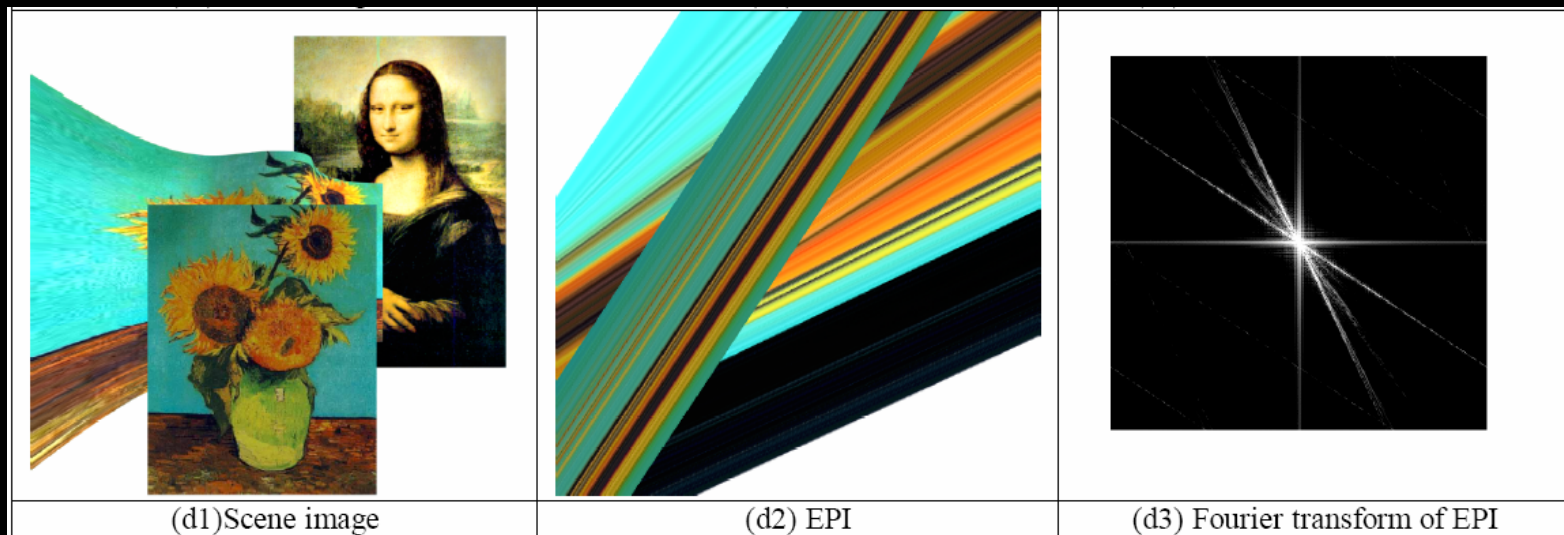


magnification

Light field sampling

[Chai et al. 00, Isaksen et al. 00, Stewart et al. 03]


- Light field spectrum as a function of object distance
- No BRDF, occlusion ignored



Signal processing for reflection

[Ramamoorthi & Hanrahan 01, Basri & Jacobs 03]

- Reflection on a curved surface is a convolution
- Direction only



From [Ramamoorthi and Hanrahan 2001]

Overview

- Previous work
- Our approach:
 - Local light field
 - Transformations on local light field
- Case studies
- Conclusions and future directions

Our approach

- Light sources are input signal
- Interactions are filters/transforms
 - Transport
 - Visibility
 - BRDF
 - Etc.

Our approach

- Light sources are input signal
- Interactions are filters/transforms
 - Transport
 - Visibility
 - BRDF
 - Etc.

Light source signal

Our approach

- Light sources are input signal
- Interactions are filters/transforms
 - Transport
 - Visibility
 - BRDF
 - Etc.

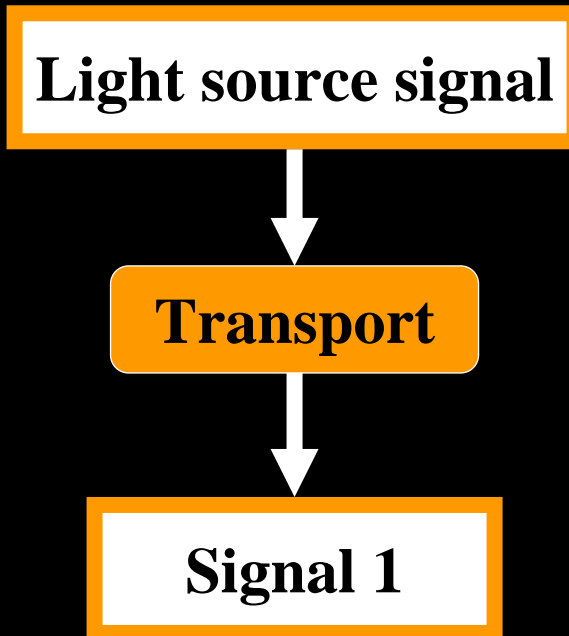
Light source signal



Transport

Our approach

- Light sources are input signal
- Interactions are filters/transforms
 - Transport
 - Visibility
 - BRDF
 - Etc.



Our approach

- Light sources are input signal
- Interactions are filters/transforms
 - Transport
 - Visibility
 - BRDF
 - Etc.

Light source signal

Transport

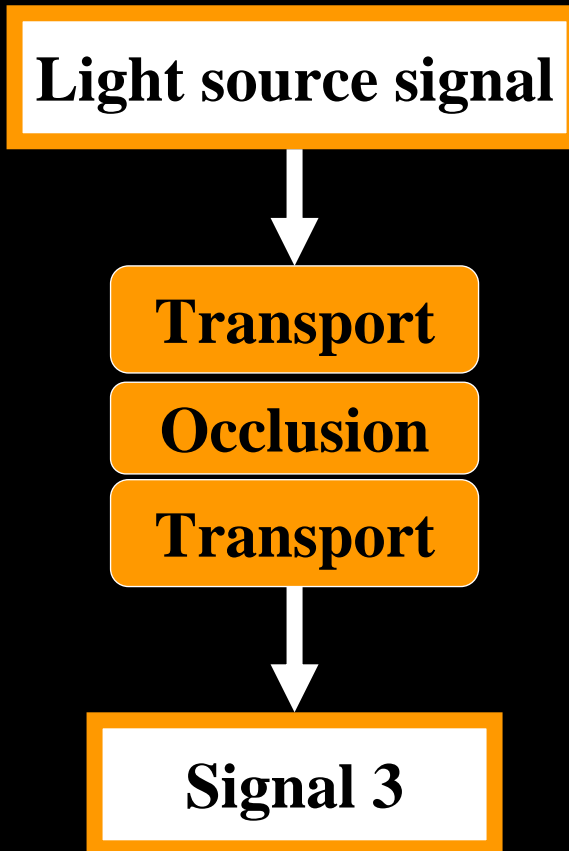
Occlusion

Signal 2



Our approach

- Light sources are input signal
- Interactions are filters/transforms
 - Transport
 - Visibility
 - BRDF
 - Etc.



Our approach

- Light sources are input signal
- Interactions are filters/transforms
 - Transport
 - Visibility
 - BRDF
 - Etc.

Light source signal

Transport

Occlusion

Transport

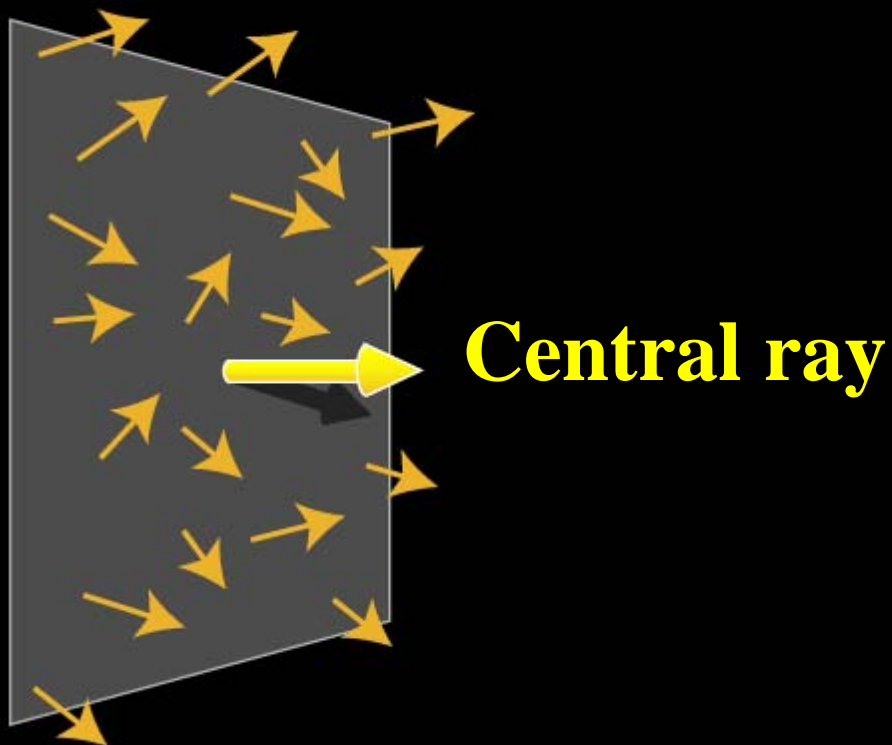
BRDF

Signal 4




Local light field

- 4D light field, around a *central ray*




Local light field

- 4D light field, around a *central ray*
- We study its spectrum during transport




Local light field

- 4D light field, around a *central ray*
- We study its spectrum during transport



Local light field

- 4D light field, around a *central ray*
- We study its spectrum during transport

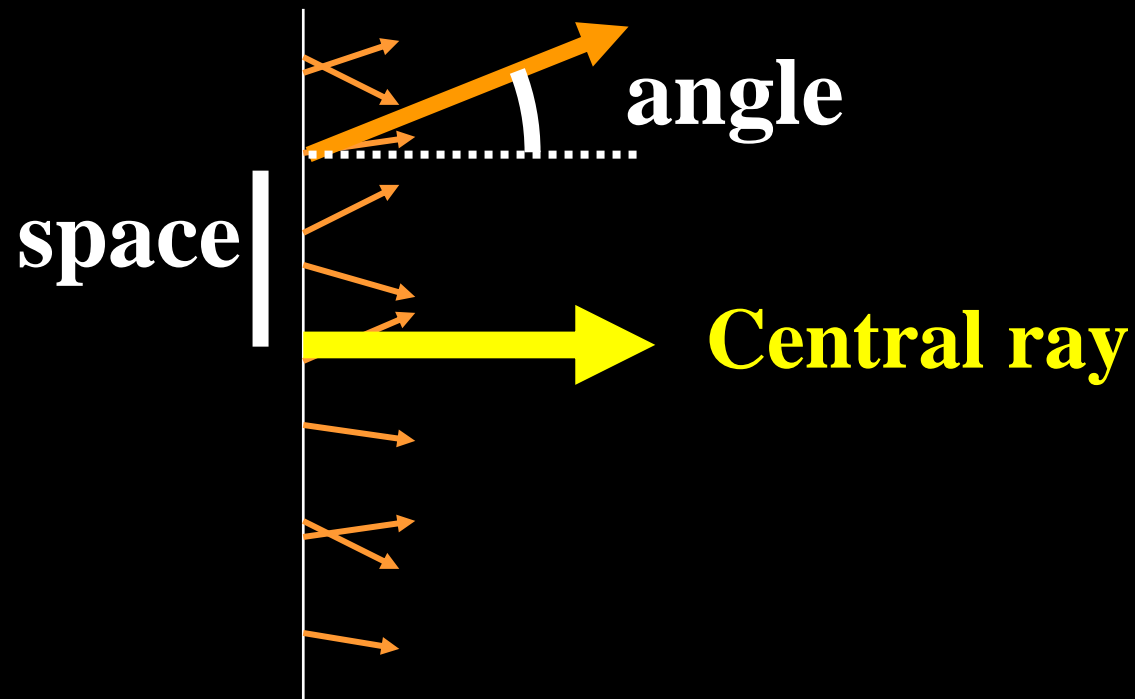


Local light field

- We give explanations in 2D
- Local light field is therefore 2D
- See paper for extension to 3D

Local light field parameterization

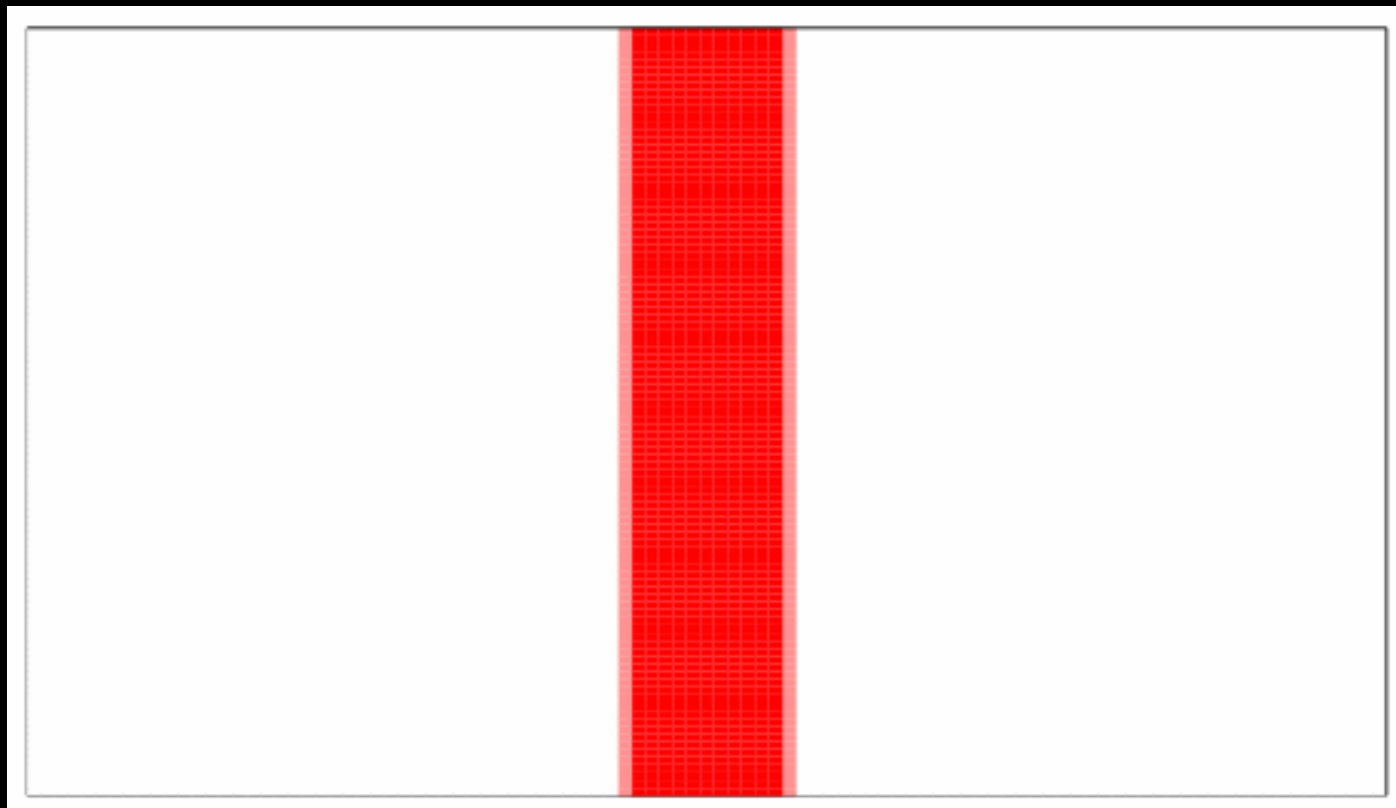
- Space and angle



Local light field representation

- Density plot:

Angle

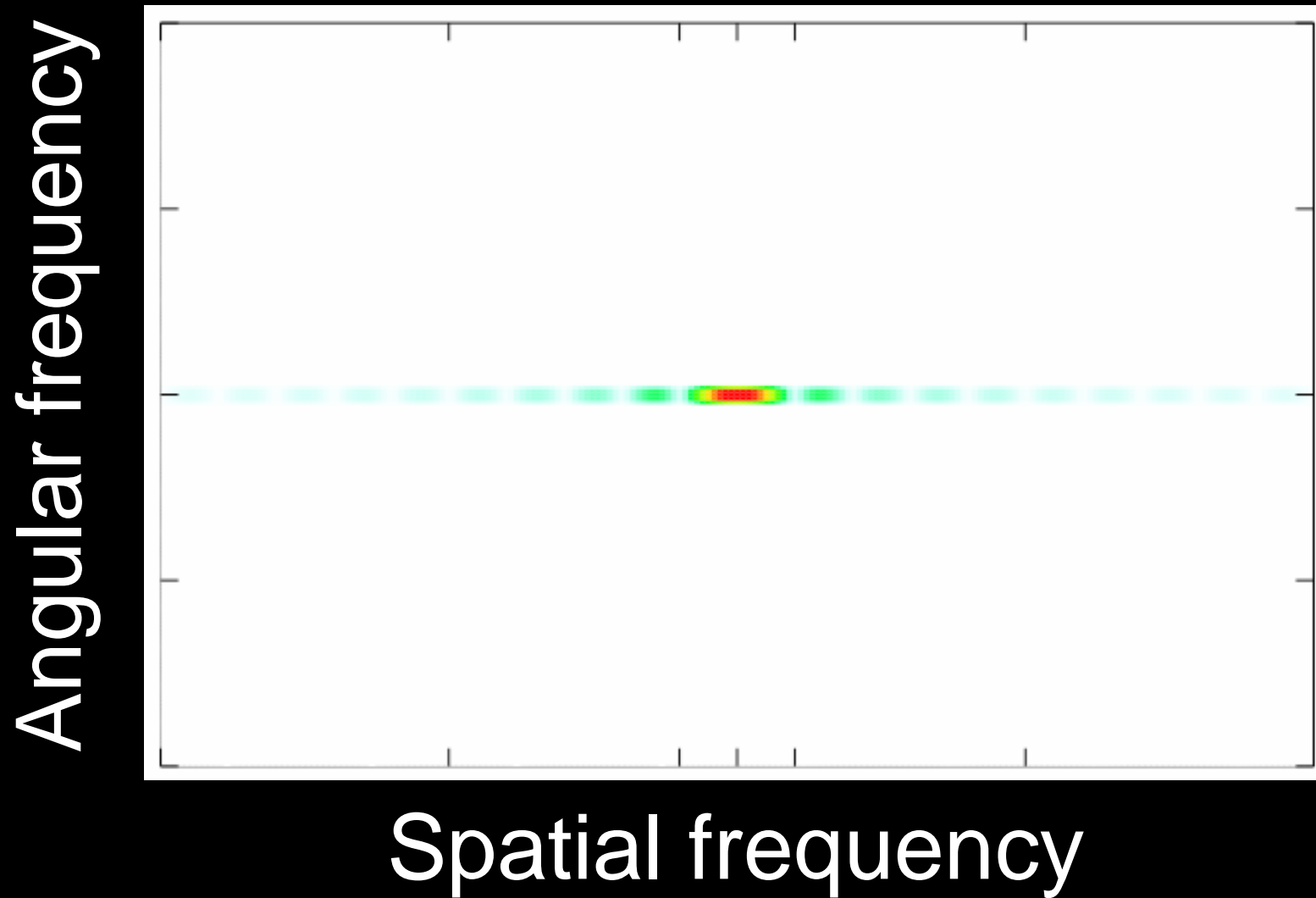


Space

Local light field Fourier spectrum

- We are interested in the Fourier spectrum of the local light field
- Also represented as a density plot

Local light field Fourier spectrum



Fourier analysis 101

- Spectrum corresponds to blurriness:
 - Sharpest feature has size $\sim 1/F_{\max}$
- Convolution theorem:
 - Multiplication of functions: spectrum is convolved
 - Convolution of functions: spectrum is multiplied
- Classical spectra:
 - Box \leftrightarrow sinc
 - Dirac \leftrightarrow constant

Overview

- Previous work
- Our approach:
 - Local light field
 - Transformations on local light field
- Case studies
- Conclusions and future directions

Overview


- Previous work
- Our approach:
 - Local light field
 - Transformations on local light field
 - Transport
 - Occlusion
 - BRDF
 - Curvature
 - Other transforms
- Case studies
- Conclusions and future directions

Example scene


Light source



Blockers



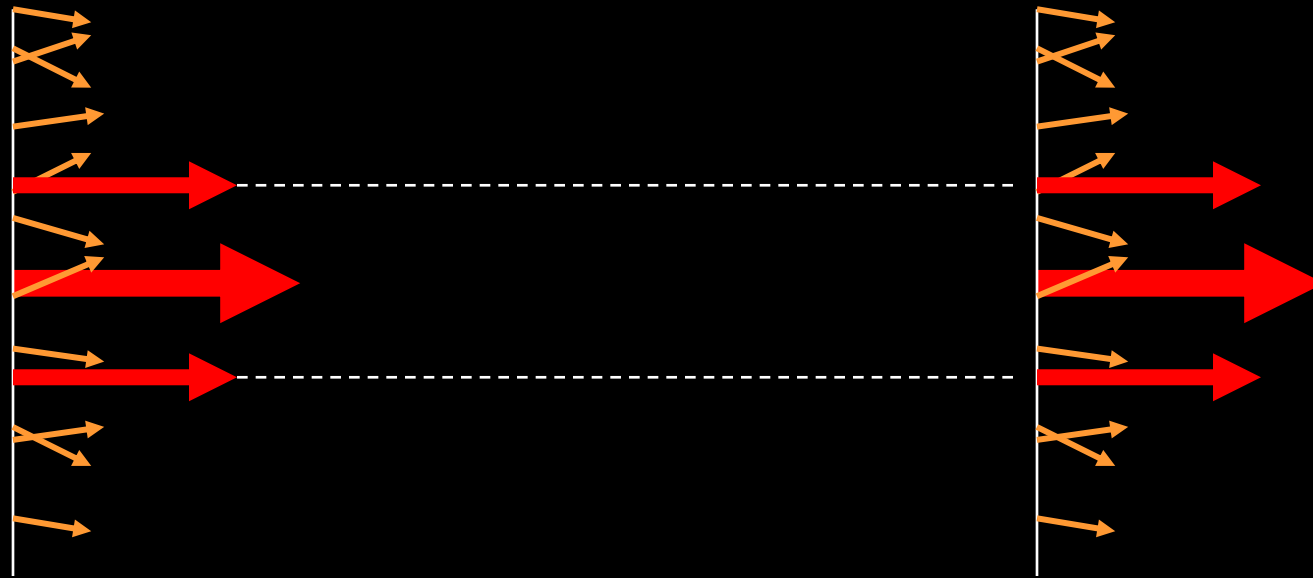
Receiver



Overview

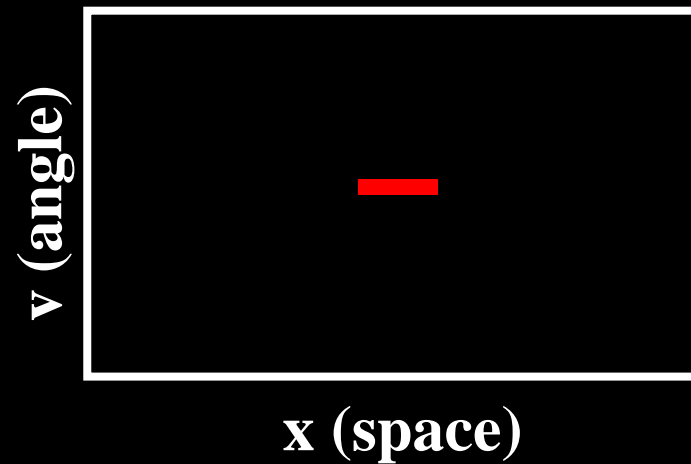
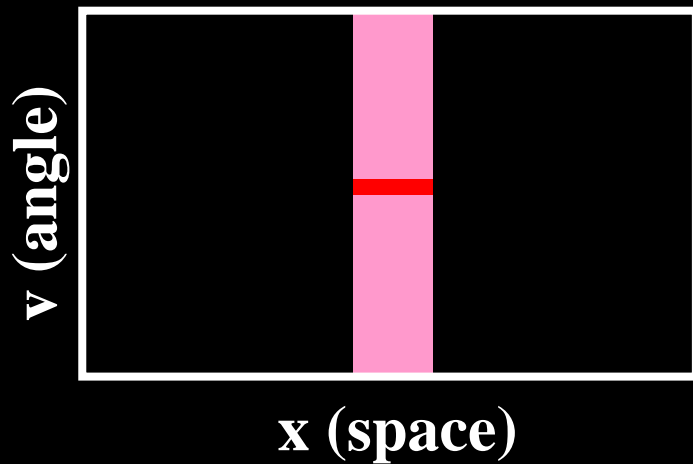
- Previous work
- Our approach:
 - Local light field
 - Transformations on local light field
 - Transport
 - Occlusion
 - BRDF
 - Curvature
 - Other transforms
- Case studies
- Conclusions and future directions

Transport

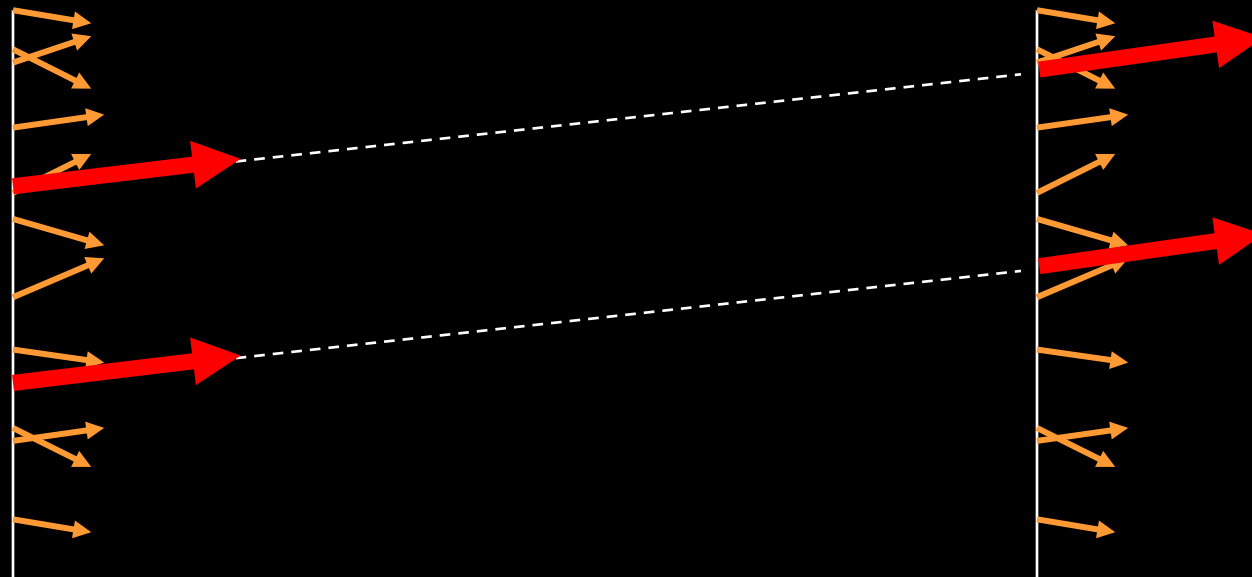


Ray space

Ray space

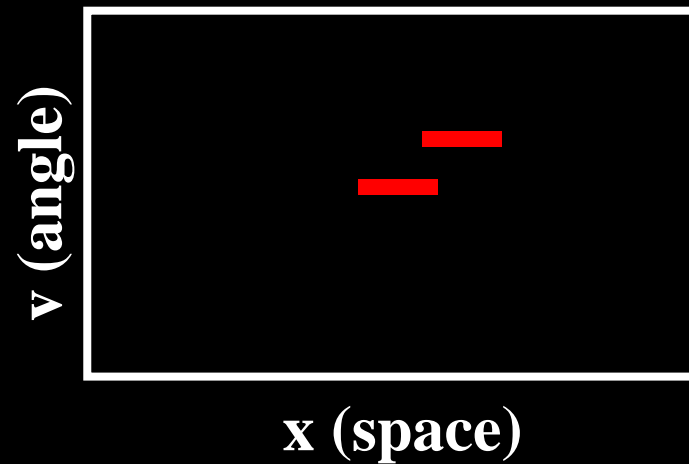
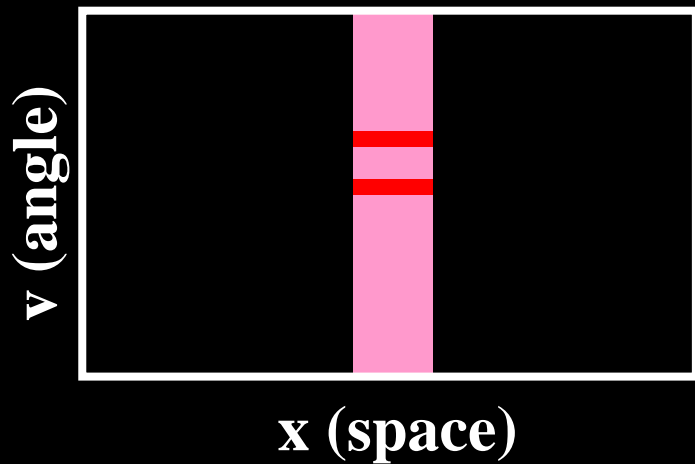


Transport

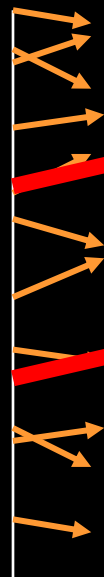


Ray space

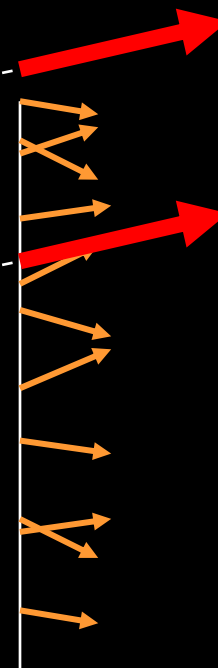
Ray space



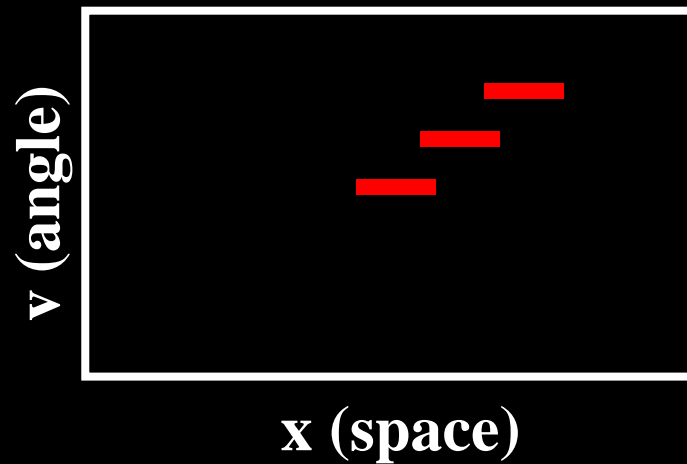
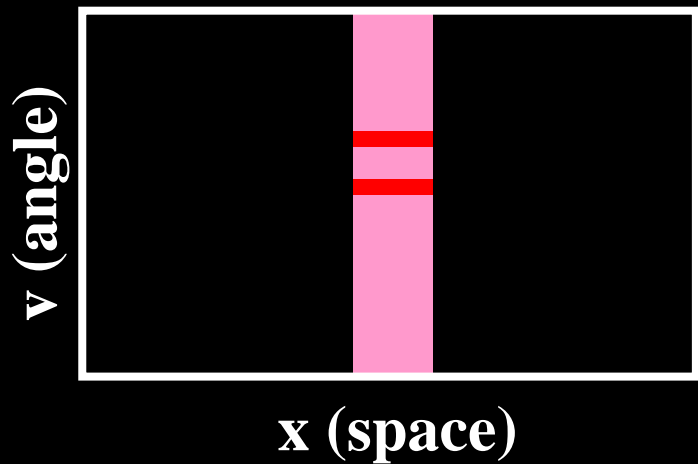
Transport



Ray space

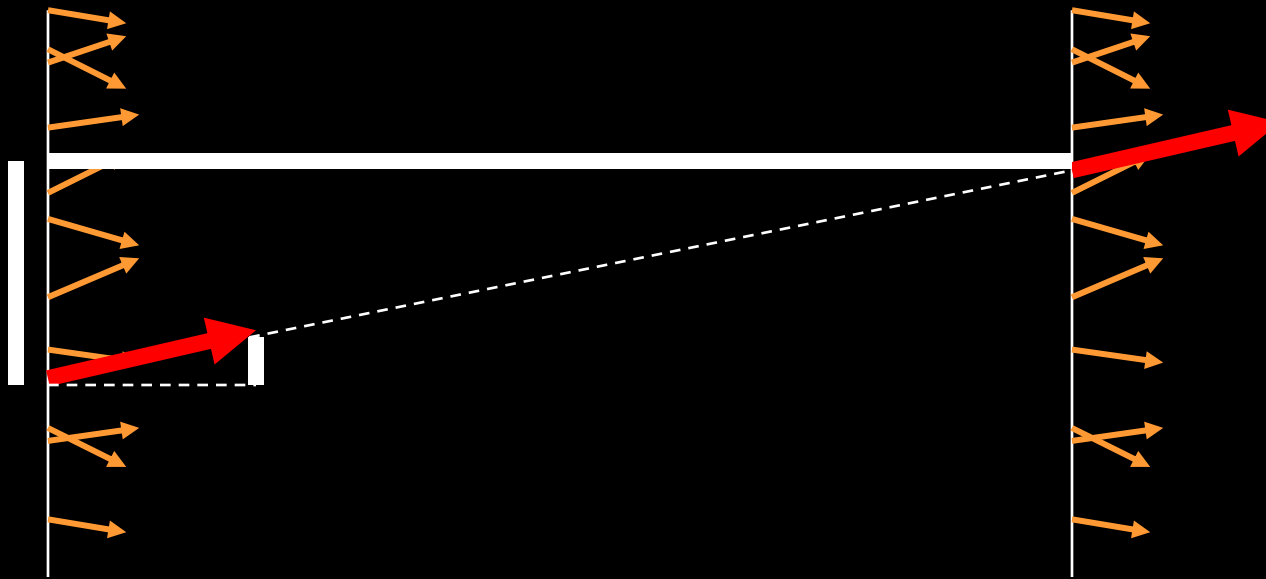


Ray space



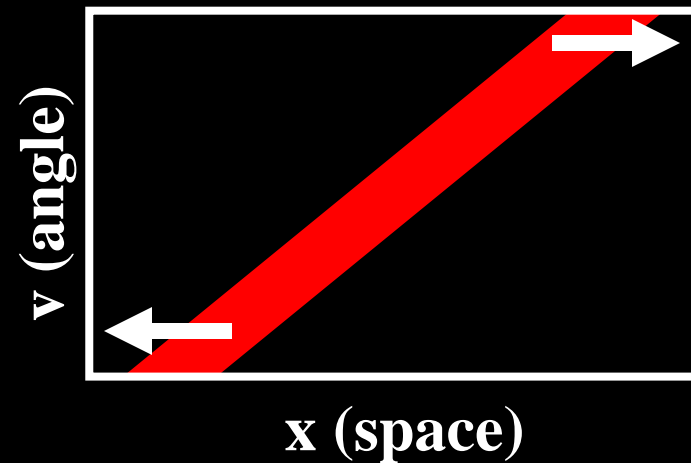

Transport

- Shear: $x' = x - v d$



Ray space


Ray space




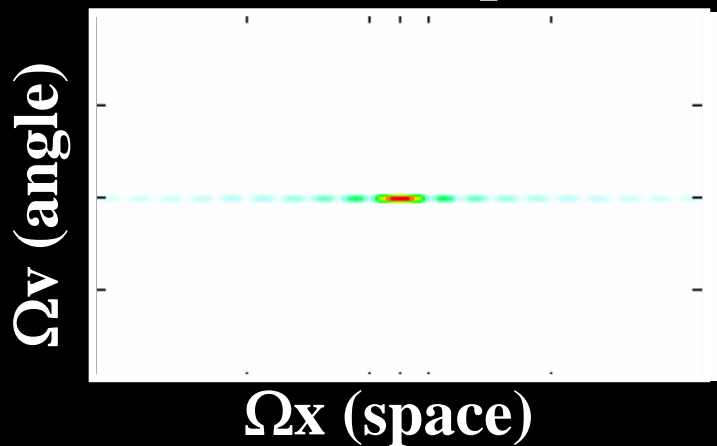
Transport in Fourier space

- Shear in primal: $x' = x - v d$
- Shear in Fourier, along the other dimension


Ray space



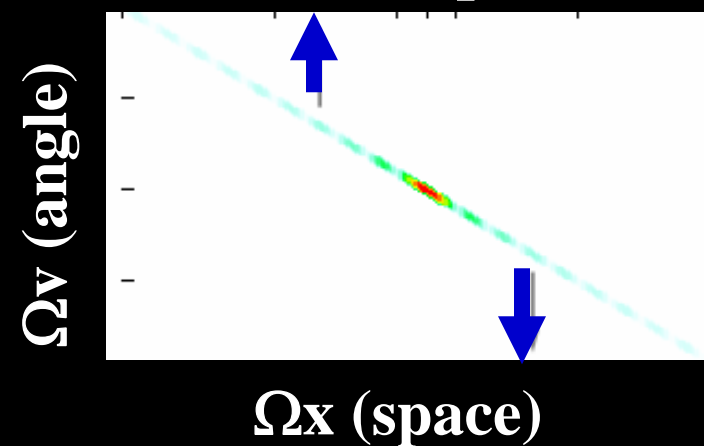
Fourier space



Ray space




Fourier space




Transport \rightarrow Shear


- This is consistent with light field spectra [Chai et al. 00, Isaksen et al. 00]



(d1) Scene image



(d2) EPI



(d3) Fourier transform of EPI

Overview

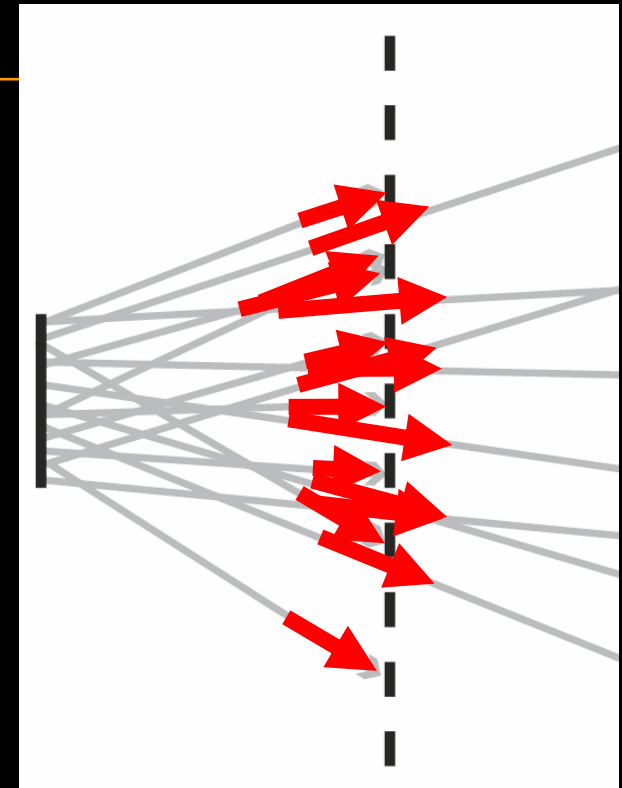
- Previous work
- Our approach:
 - Local light field
 - Transformations on local light field
 - Transport
 - Occlusion
 - BRDF
 - Curvature
 - Other transforms
- Case studies
- Conclusions and future directions

Occlusion: multiplication

- Occlusion is a multiplication in ray space
 - Convolution in Fourier space
- Creates new spatial frequency content
 - Related to the spectrum of the blockers

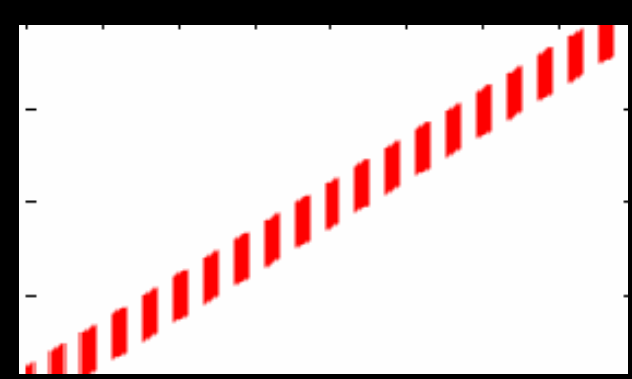


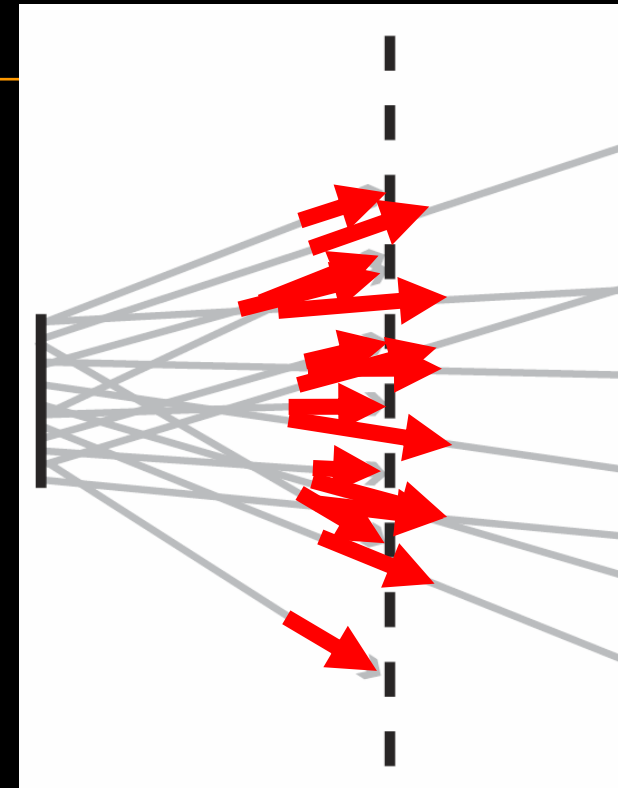
Occlusion

- Consider planar occluder
- Multiplication by binary function
 - Mostly in space



Occlusion

- Consider planar occluder
- Multiplication by binary function
 - Mostly in space



Before occlusion


blocker function

After occlusion


Occlusion in Fourier

- Multiplication in primal
- Convolution in Fourier (creates high freq.)

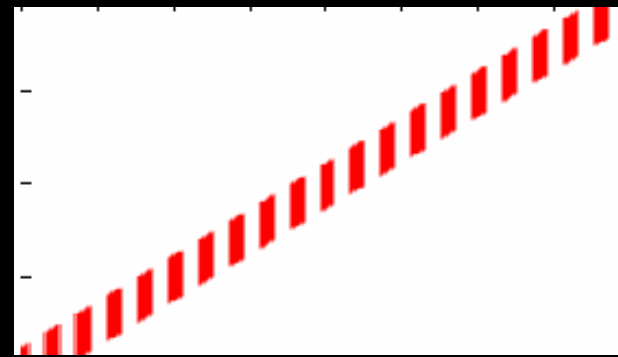
Ray space



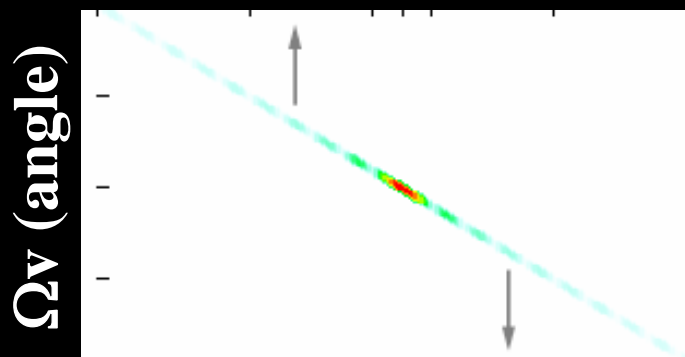
blocker function



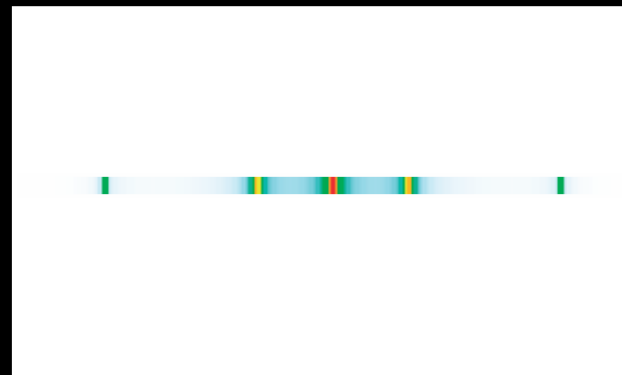
Ray space



Fourier space

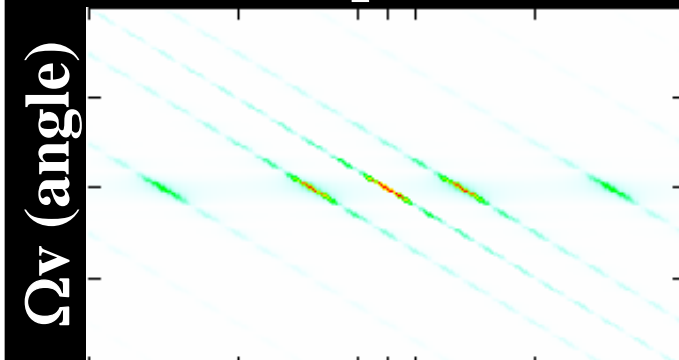


Ω_x (space)



blocker spectrum

Fourier space

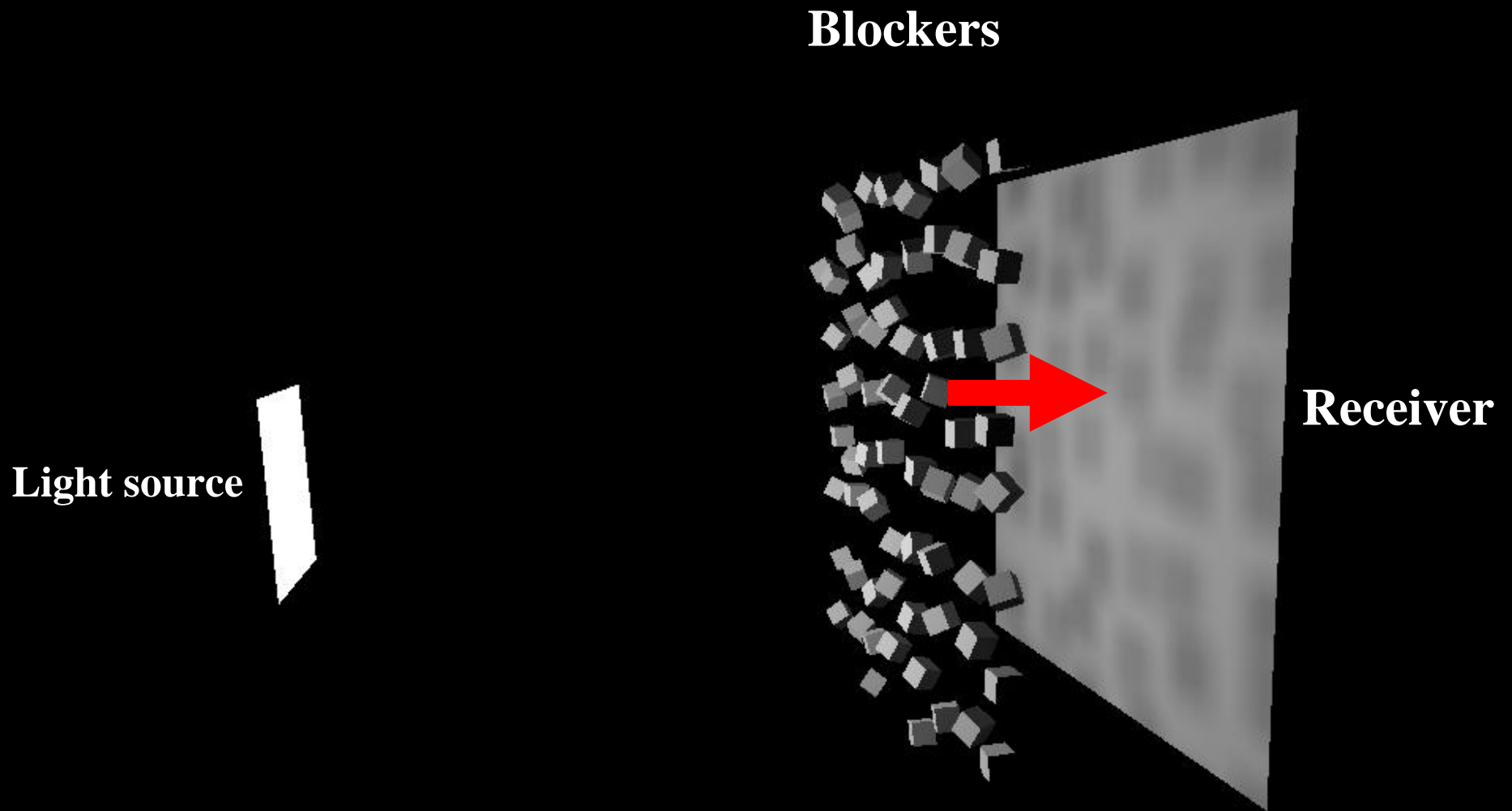


Ω_x (space)

Overview

- Previous work
- Our approach:
 - Local light field
 - Transformations on local light field
 - Transport
 - Occlusion
 - BRDF
 - Curvature
 - Other transforms
- Case studies
- Conclusions and future directions

Another propagation

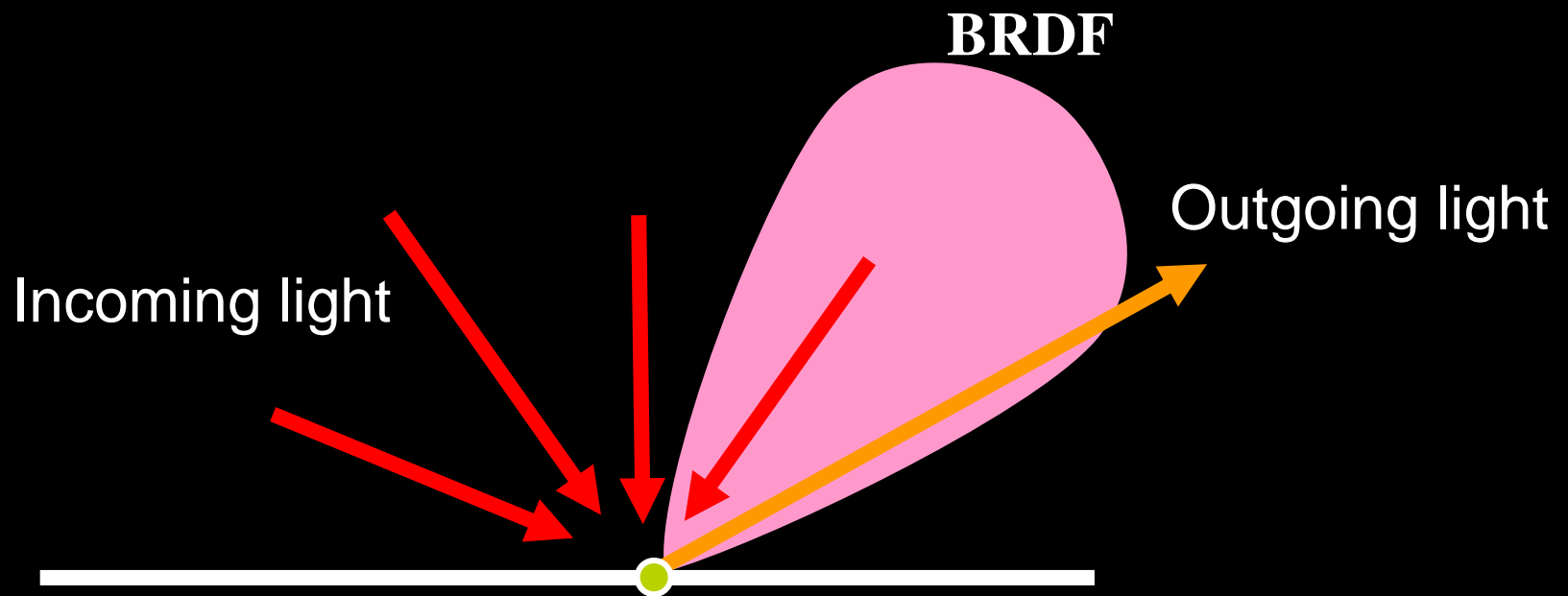


Overview

- Previous work
- Our approach:
 - Local light field
 - Transformations on local light field
 - Transport
 - Occlusion
 - BRDF
 - Curvature
 - Other transforms
- Case studies
- Conclusions and future directions

BRDF integration

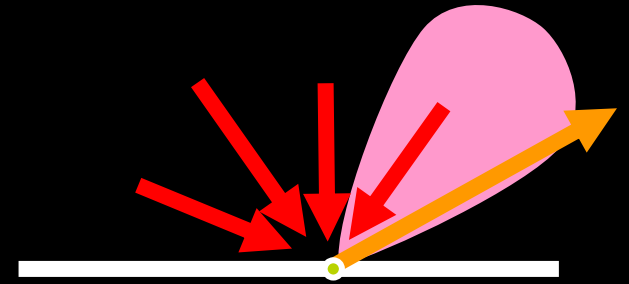
- Outgoing light:
 - Integration of incoming light times BRDF



BRDF integration

- Ray-space: ***convolution***


- Outgoing light:
convolution of incoming light and BRDF
- For rotationally-invariant BRDFs



- Fourier domain: ***multiplication***

- Outgoing spectrum: multiplication of incoming spectrum and BRDF spectrum

BRDF in Fourier: multiplication



- BRDF is bandwidth-limiting in angle

Example: diffuse BRDF

- Convolve by constant:
 - multiply by horizontal window
 - Only spatial frequencies remain




Relation to previous work

- [Ramamoorthi & Hanrahan 01, Basri & Jacob 03]
- They consider a spatially-constant illumination
- But essentially, nothing much changed

Ray space



Fourier space



Overview

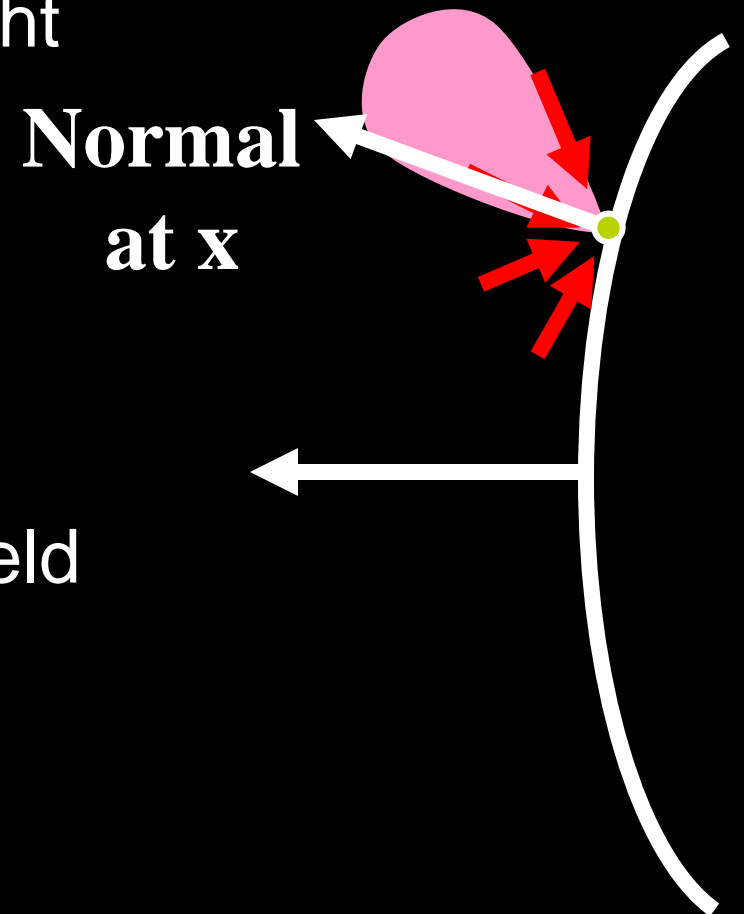
- Previous work
- Our approach:
 - Local light field
 - Transformations on local light field
 - Transport
 - Occlusion
 - BRDF
 - Curvature
 - Other transforms
- Case studies
- Conclusions and future directions

Curvature

- Ray reaches curved surface:
 - Transform it into planar surface
 - “Unroll” curved surface
- Equivalent to changing angular content:
 - Linear effect on angular dimension
 - No effect on spatial dimension
- Shear in the angular dimension

Curvature


- For each point x , the normal has a different angle
- Equivalent to rotating incoming light



- We will reparameterize the light field


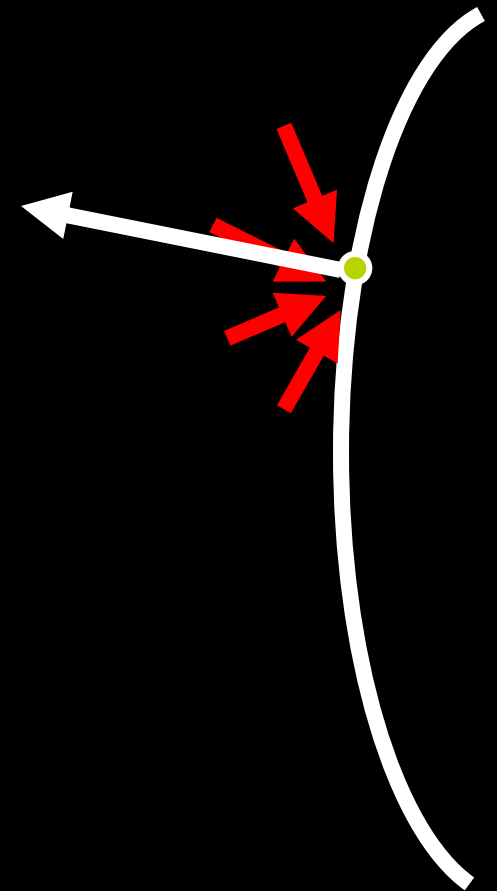
Curvature

- For each point x , the normal has a different angle
- Equivalent to rotating incoming light
- At center of space, nothing changed




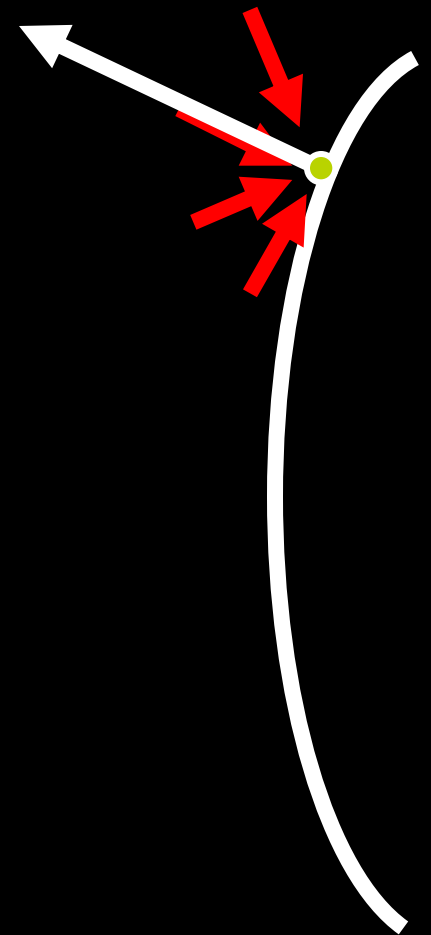
Curvature

- For each point x , the normal has a different angle
- Equivalent to rotating incoming light
- The further away from central ray, the more rotated



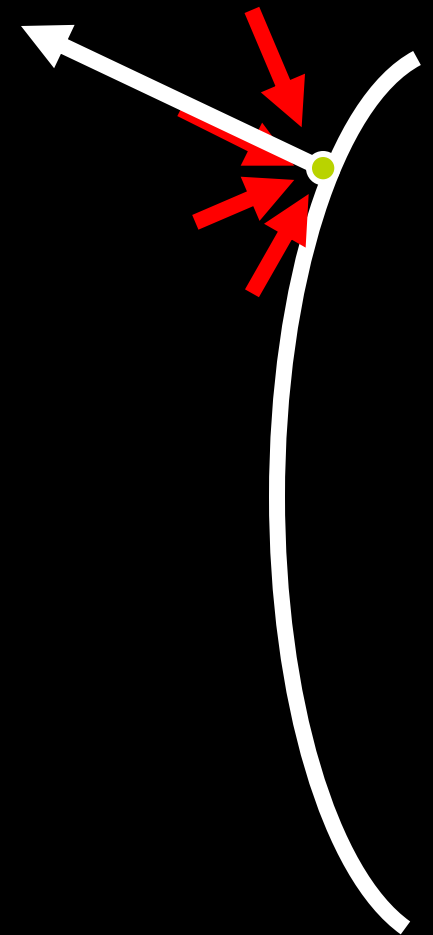
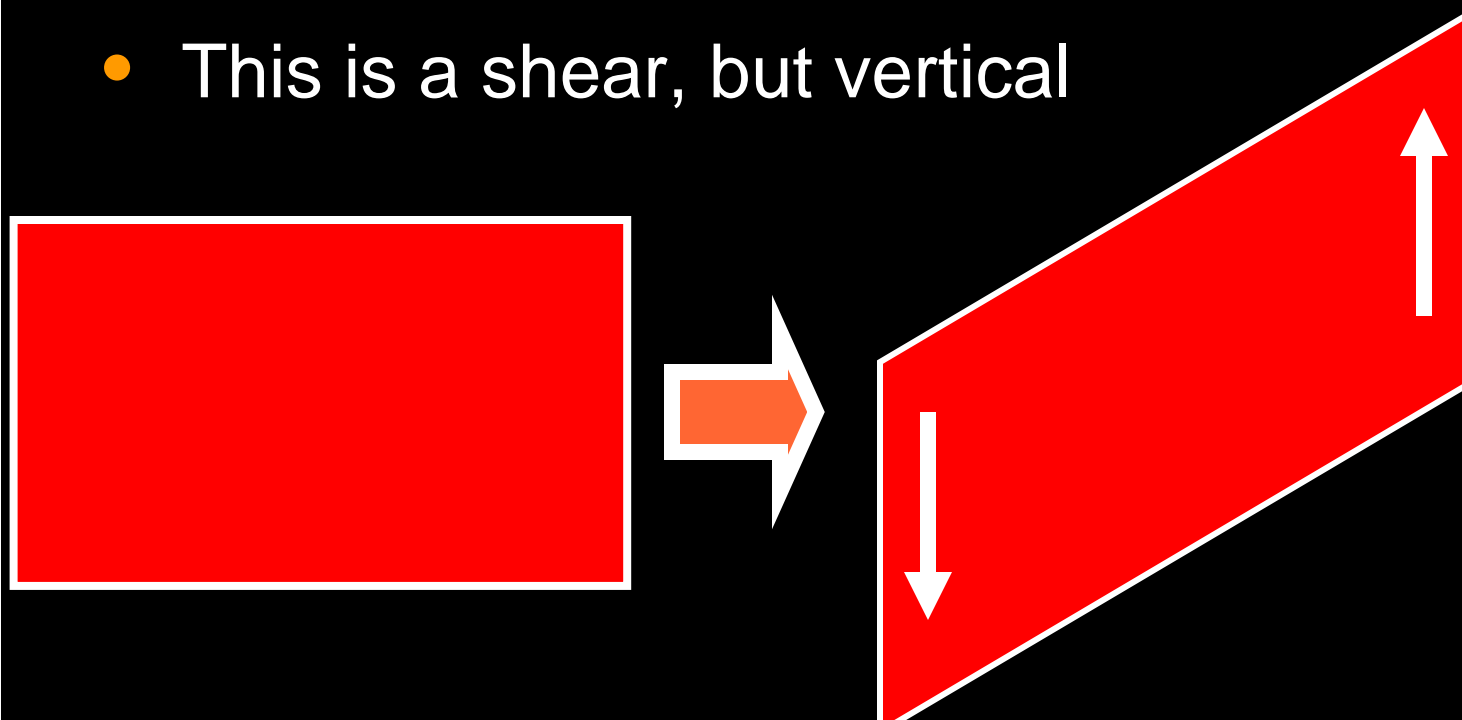
Curvature

- For each point x , the normal has a different angle
- Equivalent to rotating incoming light
- The further away from central ray, the more rotated



Curvature

- For each point x , the normal has a different angle
- Equivalent to rotating incoming light
- The further away from central ray, the more rotated
- This is a shear, but vertical



Main transforms: summary

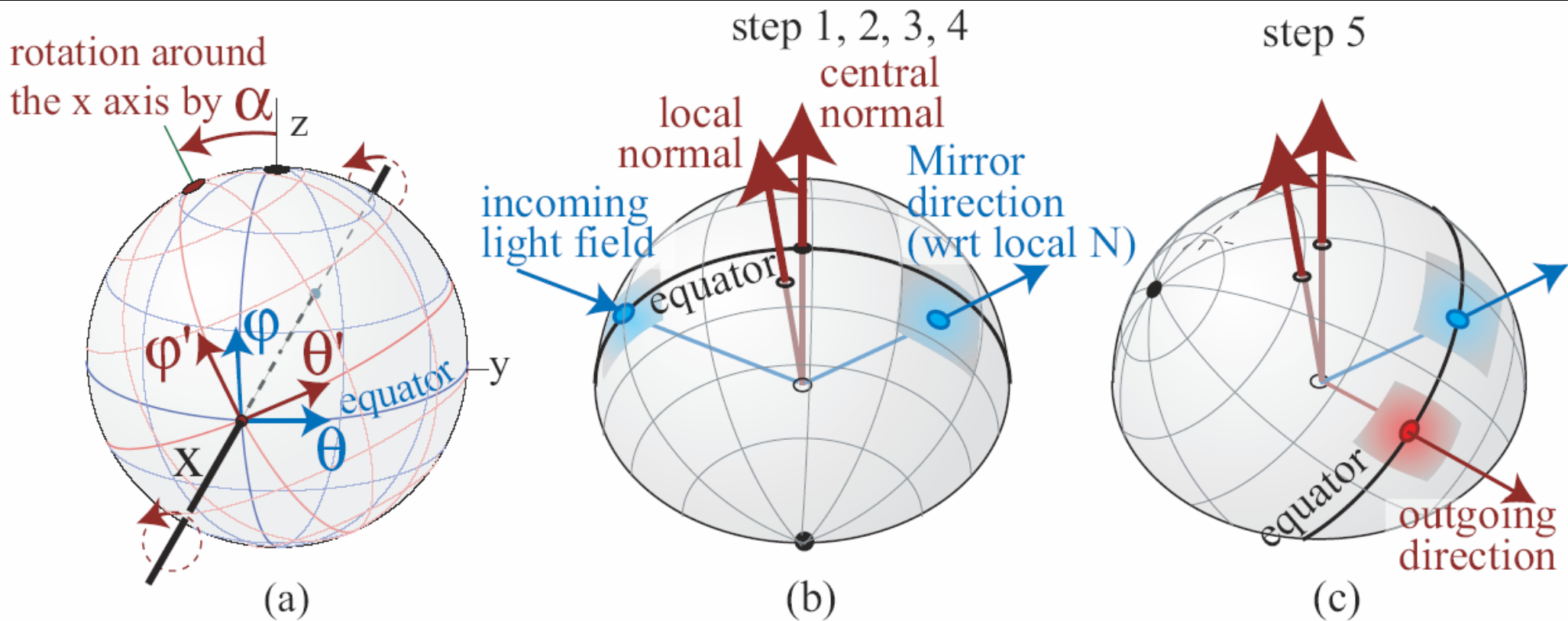
	Radiance/Fourier	Effect
Transport	Shear	
Occlusion	Multiplication/Convolution	Adds spatial frequencies
BRDF	Convolution/Multiplication	Removes angular frequencies
Curvature	Shear	

Overview

- Previous work
- Our approach:
 - Local light field
 - Transformations on local light field
 - Transport
 - Occlusion
 - BRDF
 - Curvature
 - Other transforms
- Case studies
- Conclusions and future directions

Extension to 3D

- It works. See paper:



Even more effects in paper

- Various technical details
 - Cosine/Fresnel term:
 - Central incidence angle:
- Texture mapping (multiplication/convolution)
- Separable BRDF
- Spatially varying BRDF (semi-convolution)
- ...and full extension to 3D

Overview

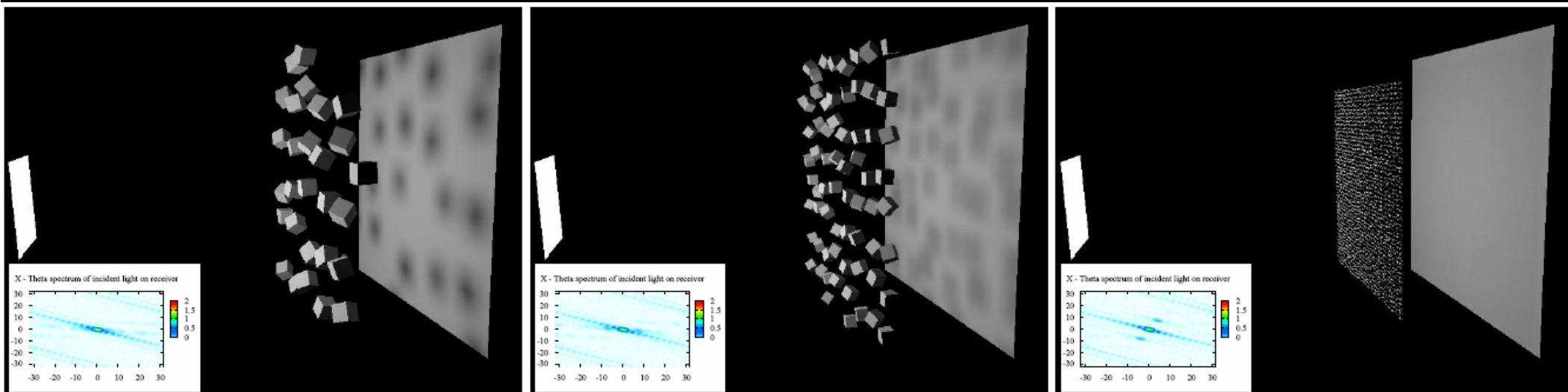
- Previous work
- Our approach:
 - Local light field
 - Transformations on local light field
- Case studies:
 - Diffuse soft shadows
 - Solar oven
 - Adaptive shading sampling
- Conclusions and future directions

Overview

- Previous work
- Our approach:
 - Local light field
 - Transformations on local light field
- **Case studies:**
 - **Diffuse soft shadows**
 - Solar oven
 - Adaptive shading sampling
- Conclusions and future directions

Diffuse soft shadows

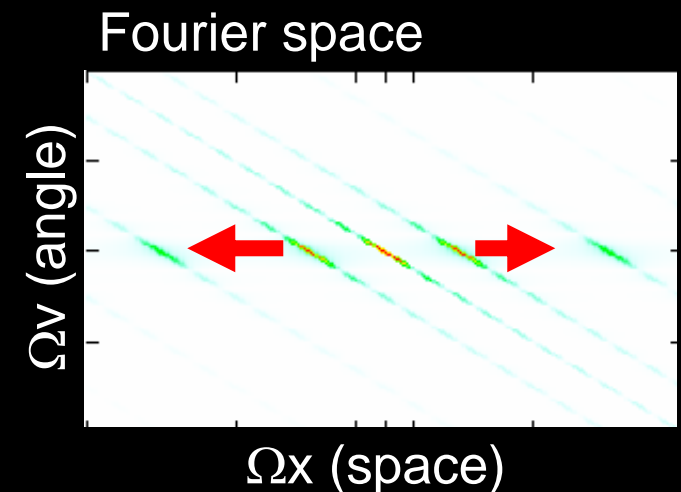
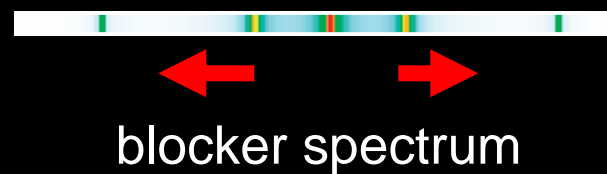
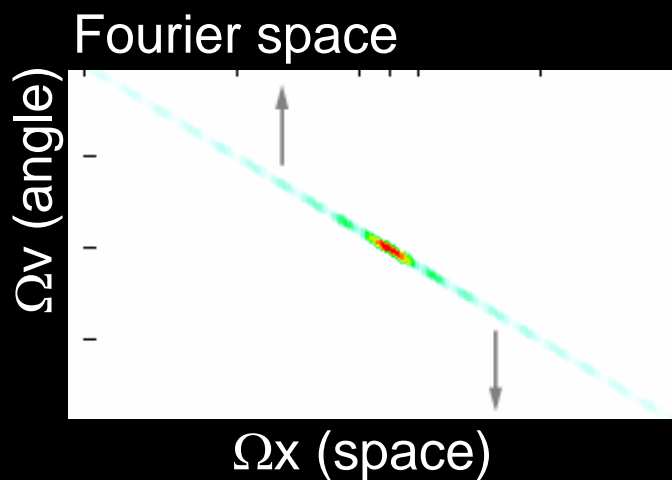
- Decreasing blockers size:
 - First high-frequencies increase
 - Then only low frequency
 - Non-monotonic behavior



Diffuse soft shadows (2)

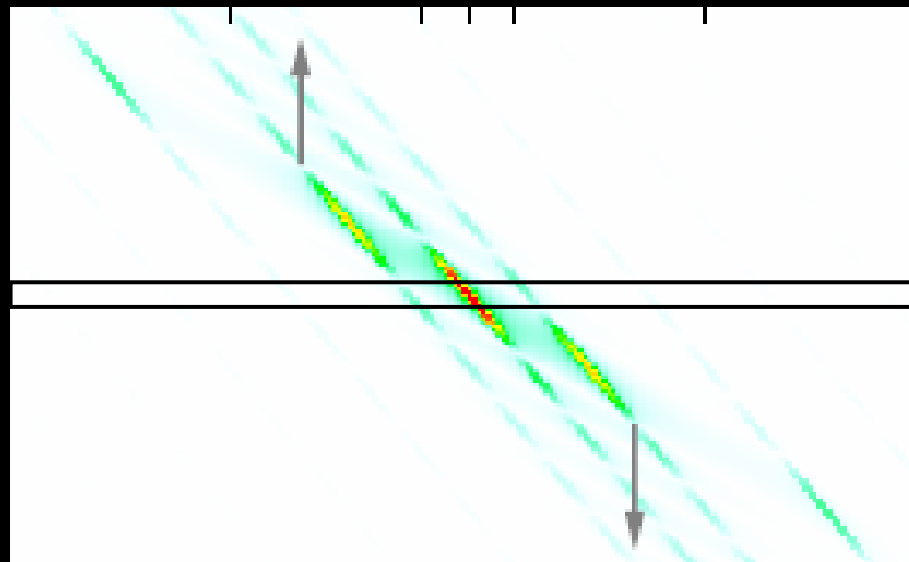


- Occlusion : convolution in Fourier
 - creates high frequencies
 - Blockers scaled down \rightarrow spectrum scaled up



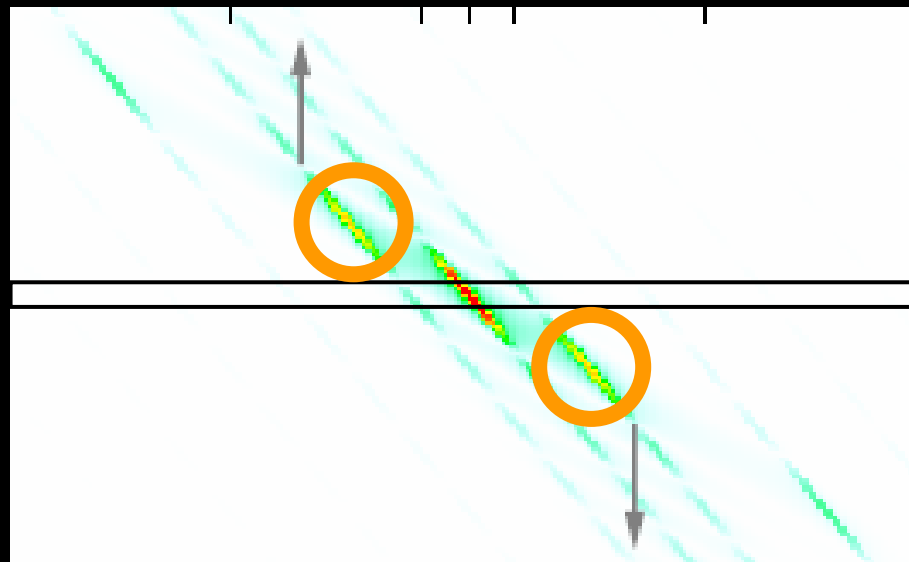
Diffuse soft shadows (3)

- Transport after occlusion:
 - Spatial frequencies moved to angular dimension
- Diffuse reflector:
 - Angular frequencies are cancelled



Diffuse soft shadows (3)

- Transport after occlusion:
 - Spatial frequencies moved to angular dimension
- Diffuse reflector:
 - Angular frequencies are cancelled

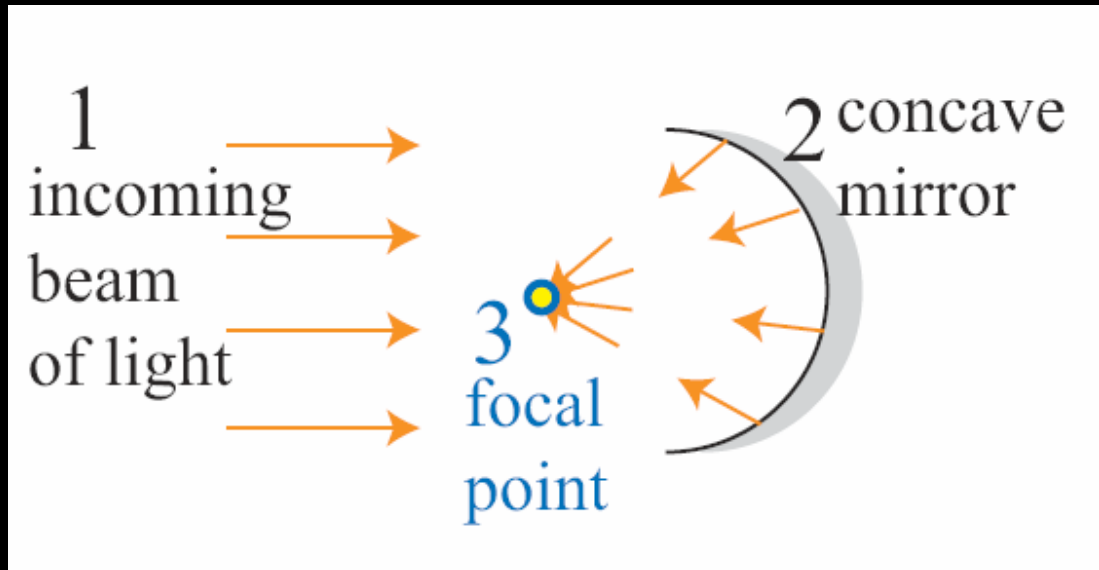


Overview

- Previous work
- Our approach:
 - Local light field
 - Transformations on local light field
- **Case studies:**
 - Diffuse soft shadows
 - **Solar oven**
 - Adaptive shading sampling
- Conclusions and future directions

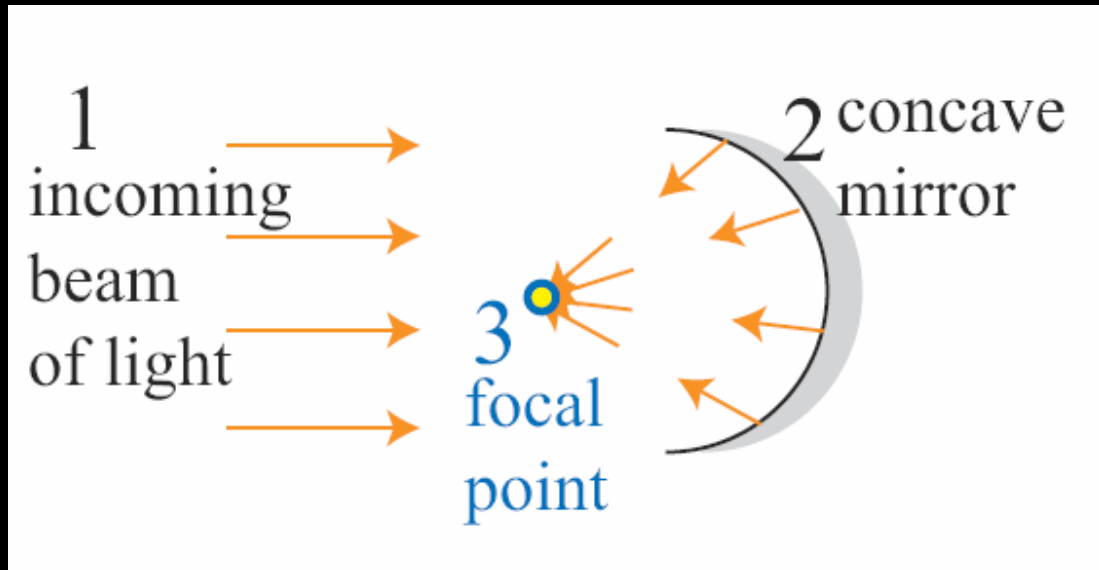
Solar oven

- Curved surface
- In: parallel light rays
- Out: focal point




Solar oven

- Curved surface
- In: parallel light rays
- Out: focal point

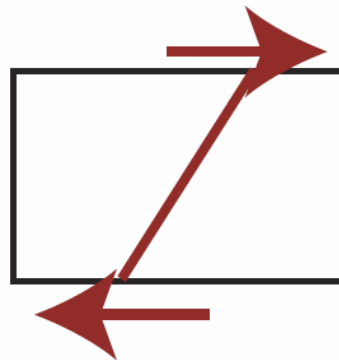


Fourier domain

1 incoming spectrum



2 curvature shear



3 transport shear



Overview

- Previous work
- Our approach:
 - Local light field
 - Transformations on local light field
- **Case studies:**
 - Diffuse soft shadows
 - Solar oven
 - **Adaptive shading sampling**
- Conclusions and future directions

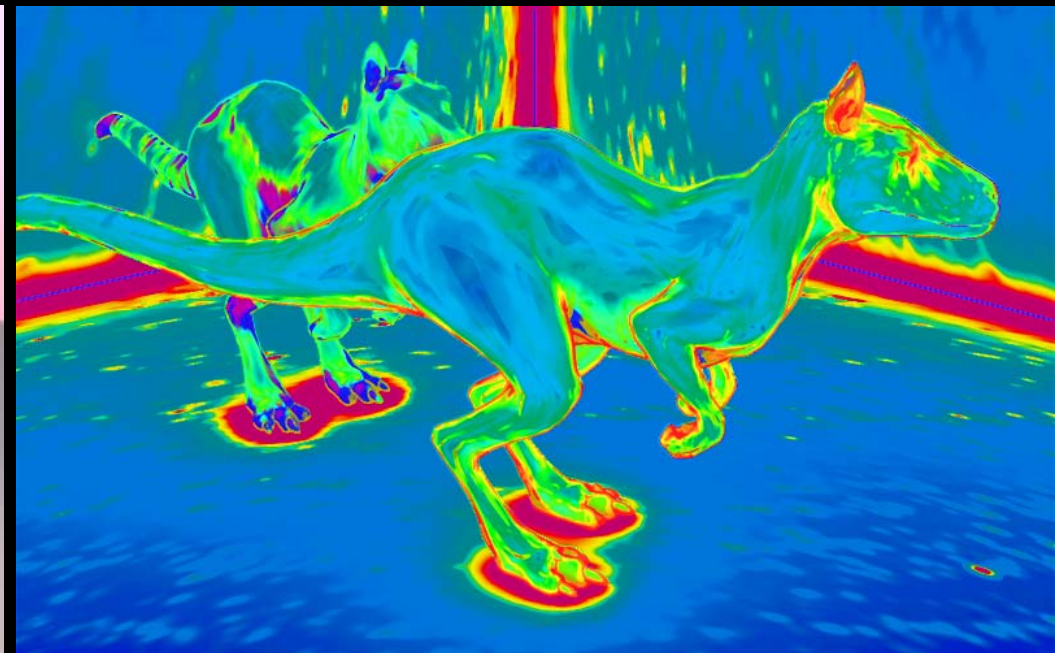
Adaptive shading sampling

- Monte-Carlo ray tracing
- Blurry regions need fewer shading samples



Adaptive shading sampling


- Per-pixel prediction of max. frequency (bandwidth)
 - Based on curvature, BRDF, distance to occluder, etc.
 - No spectrum computed, just estimate max frequency



Per-pixel bandwidth criterion


Adaptive shading sampling

- Per-pixel prediction of max. frequency (bandwidth)
 - Based on curvature, BRDF, distance to occluder, etc.
 - No spectrum computed, just estimate max frequency




Shading samples

Uniform sampling



20,000 samples

Adaptive sampling



20,000 samples

Overview

- Previous work
- Our approach:
 - Local light field
 - Transformations on local light field
- Case studies:
 - Diffuse soft shadows
 - Adaptive shading sampling
- **Conclusions and future directions**

Conclusions

- Unified framework:
 - For frequency analysis of radiance
 - In both space and angle
 - Simple mathematical operators
 - Extends previous analyses
- Explains interesting lighting effects:
 - Soft shadows, caustics
- Proof-of-concept:
 - Adaptive sampling

Future work

- More experimental validation on synthetic scenes
- Extend the theory:
 - Bump mapping, microfacet BRDFs, sub-surface scattering...
 - Participating media
 - Wave optics
- Applications to rendering:
 - Photon mapping, spatial sampling for PRT
 - Revisit traditional techniques
- Vision and shape from shading
- 3D displays aliasing
- Optics and computational photography

Acknowledgments

- Jaakko Lehtinen
- Reviewers of the MIT and ARTIS graphics groups
- Siggraph reviewers
- This work was supported in part by:
 - NSF CAREER award 0447561 Transient Signal Processing for Realistic Imagery
 - NSF CISE Research Infrastructure Award (EIA9802220)
 - ASEE National Defense Science and Engineering Graduate fellowship
 - INRIA Équipe associée
 - Realreflect EU IST project
 - MIT-France



Why *Local* Light Field?

- Linearization:
 - $\theta \approx \tan \theta$
 - Curvature
 - Extension to 3D
- *Local* information is what we need:
 - Local frequency content, for local sampling
 - Based on local properties of the scene (occluders)

Other bases?

- We're not using Fourier as a function basis
 - Don't recommend it, actually
 - Just used for analysis, understanding, predictions
- Results are useable with any other base:
 - Wavelets, Spherical Harmonics, point sampling, etc
 - Max. frequency translates in sampling rate
- Analysis relies on Fourier properties:
 - Especially the convolution theorem

Reflection on a surface: Full summary

- Angle of incidence
- Curvature
- Cosine/Fresnel term
- Mirror re-parameterization
- BRDF
- Curvature

Reflection on a surface: Full summary

- Angle of incidence: scaling
- Curvature: shear in angle
- Cosine/Fresnel term: multiplication/convolution
- Mirror re-parameterization
- BRDF: convolution/multiplication
- Curvature: shear in angle