

*Fast Bilateral Filtering
for the Display of
High-Dynamic-Range Images*

Frédo Durand & Julie Dorsey

Laboratory for Computer Science

Massachusetts Institute of Technology

Contributions

- Contrast reduction for HDR images
 - Local tone mapping
 - Preserves details
 - No halo
 - Fast
- Edge-preserving filter

High-dynamic-range (HDR) images

- CG Images



- Multiple exposure photo [Debevec & Malik 1997]



Recover
response
curve

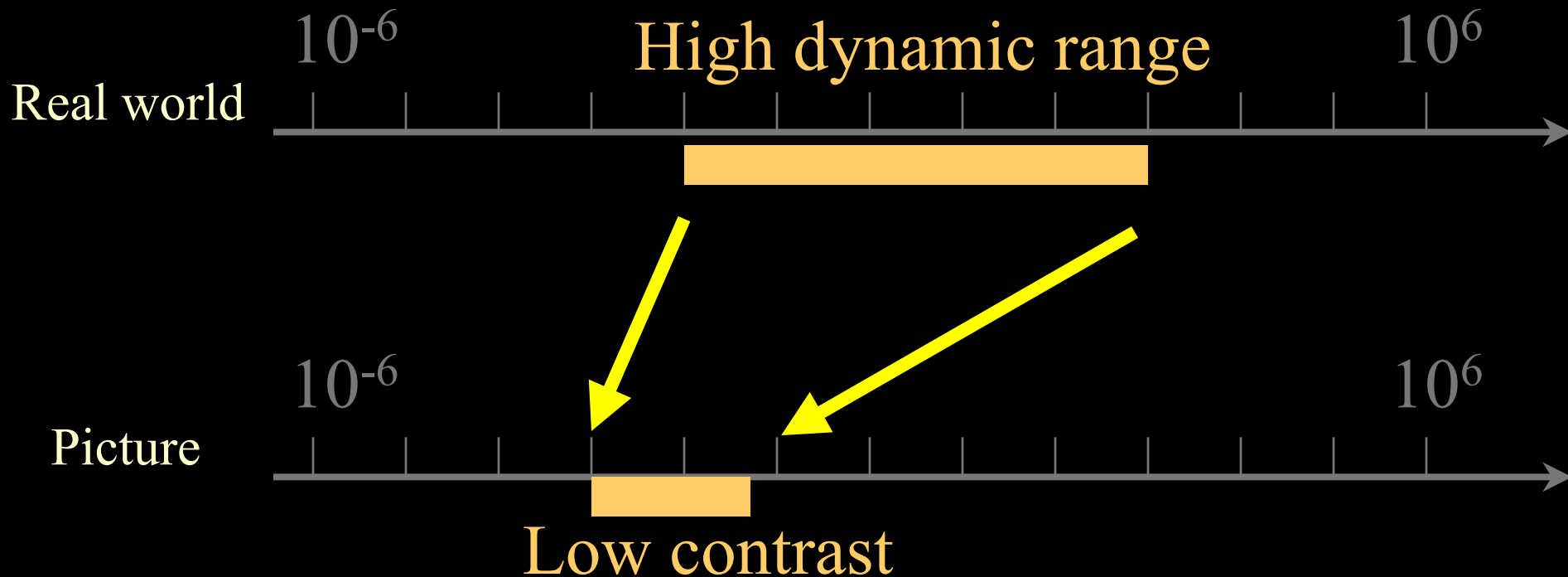
HDR value
for each pixel

- HDR sensors



Contrast reduction

- Match limited contrast of the medium
- Preserve details



A typical photo

- Sun is overexposed
- Foreground is underexposed



Gamma compression

- $X \rightarrow X^\gamma$
- Colors are washed-out

Input



Gamma



Gamma compression on intensity

- Colors are OK,
but details (intensity high-frequency) are blurred

Intensity



Gamma on intensity




Color



Chiu et al. 1993

- Reduce contrast of low-frequencies
- Keep high frequencies

Low-freq.



High-freq.



Color





Reduce low frequency



The halo nightmare

- For strong edges
- Because they contain high frequency



Our approach

- Do not blur across edges
- Non-linear filtering

Large-scale




Detail



Color




Output



Multiscale decomposition

- Multiscale retinex [Jobson et al. 1997]

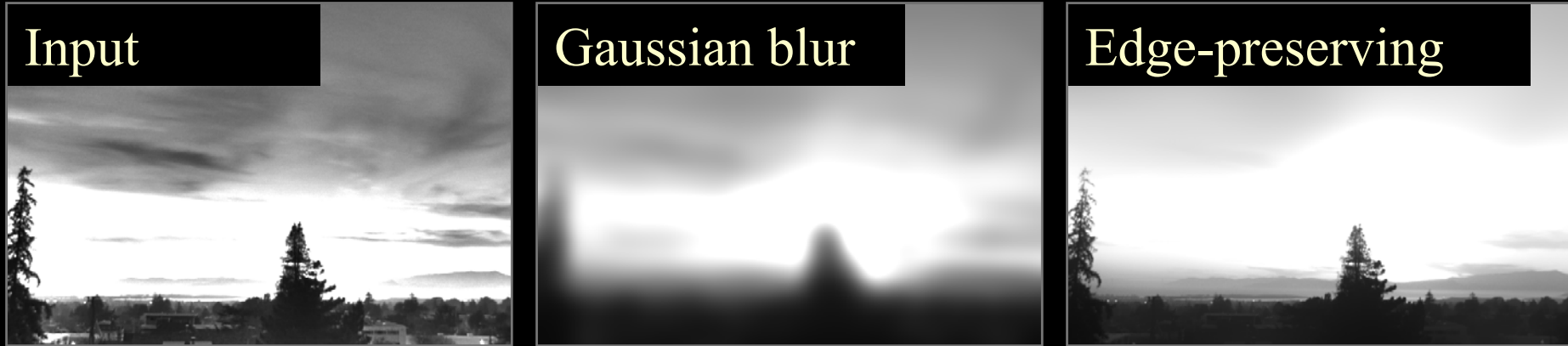


- Perceptual filters [Pattanaik et al. 1998]



Edge-preserving filtering

- Blur, but not across edges



- Anisotropic diffusion [Perona & Malik 90]
 - Blurring as heat flow
 - LCIS [Tumblin & Turk]
- **Bilateral filtering [Tomasi & Manduci, 98]**


Edge-preserving filtering & LCIS

- [Tumblin & Turk 1999]
- Multiscale decomposition using LCIS
(anisotropic diffusion)



Simplified
(at multiple scales)

Compressed



Details



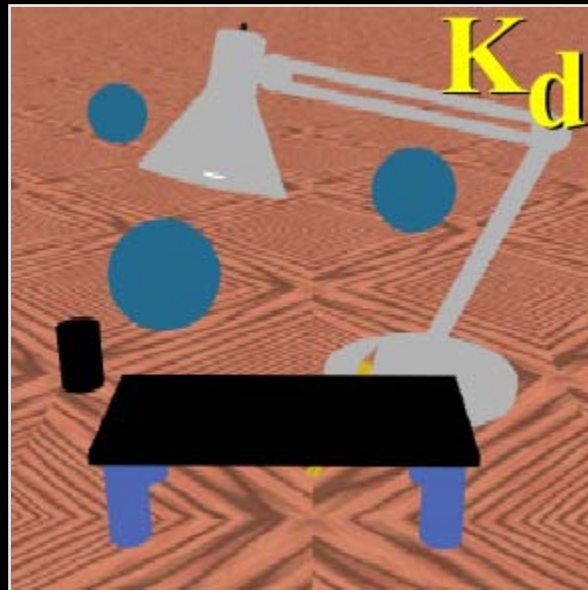
Output

Layer decomposition


- [Tumblin et al. 1999]
- For 3D scenes
- Reduce only illumination layer



Illumination layer
Compressed



Reflectance layer



Output

Comparison with our approach

- We use only 2 scales
- Can be seen as illumination and reflectance
- Different edge-preserving filter from LCIS

Large-scale

Detail

Output



Compressed

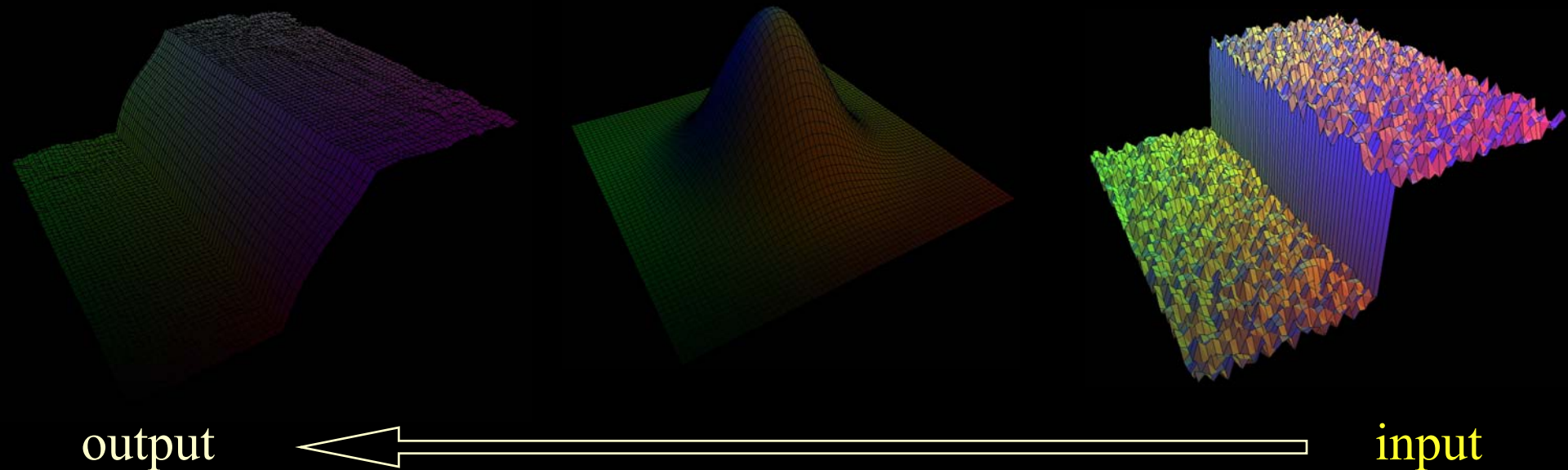
Plan

- Review of bilateral filtering [Tomasi and Manduchi 1998]
- Theoretical framework
- Acceleration
- Handling uncertainty
- Use for contrast reduction

Start with Gaussian filtering

- Here, input is a step function + noise

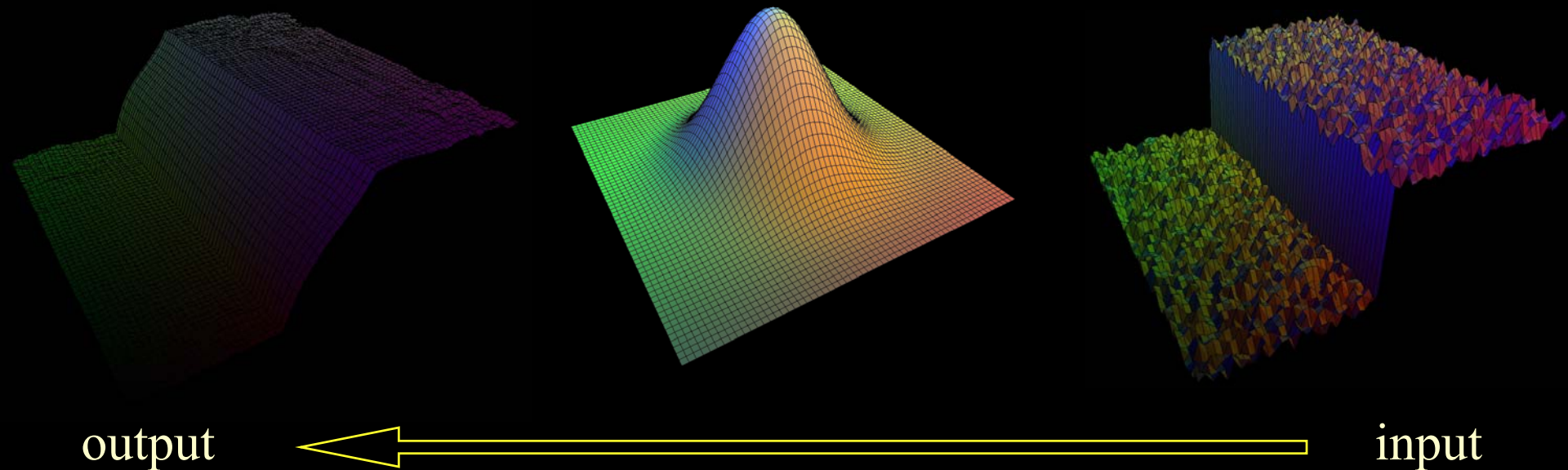
$$J = f \otimes I$$



Start with Gaussian filtering

- Spatial Gaussian f

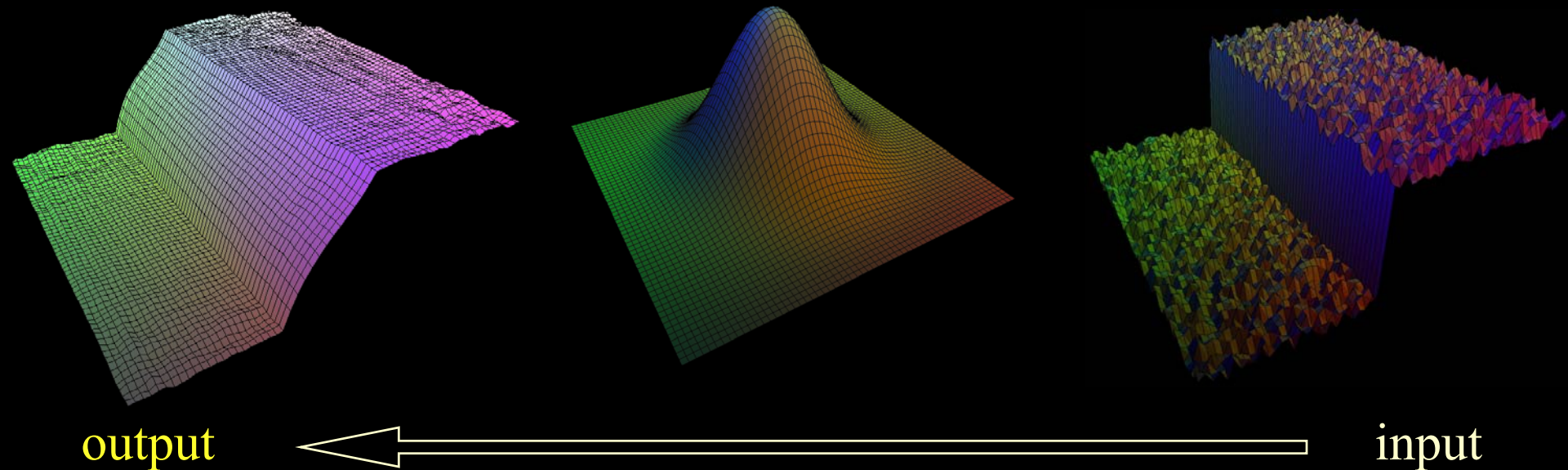
$$J = f \otimes I$$



Start with Gaussian filtering

- Output is blurred

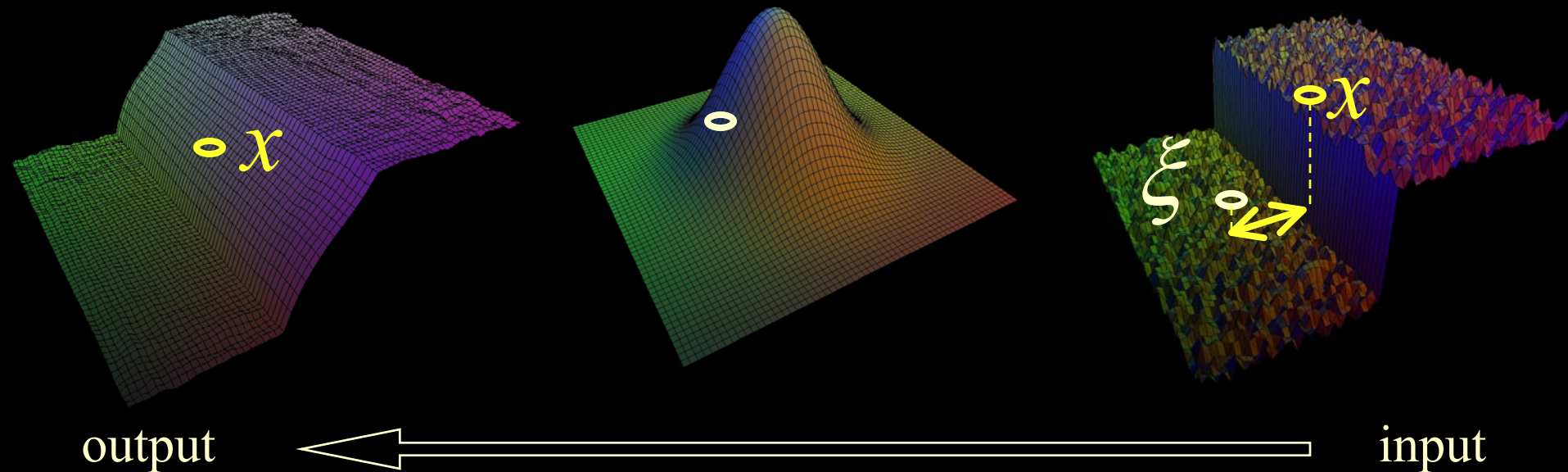
$$J = f \otimes I$$



Gaussian filter as weighted average

- Weight of ξ depends on distance to x

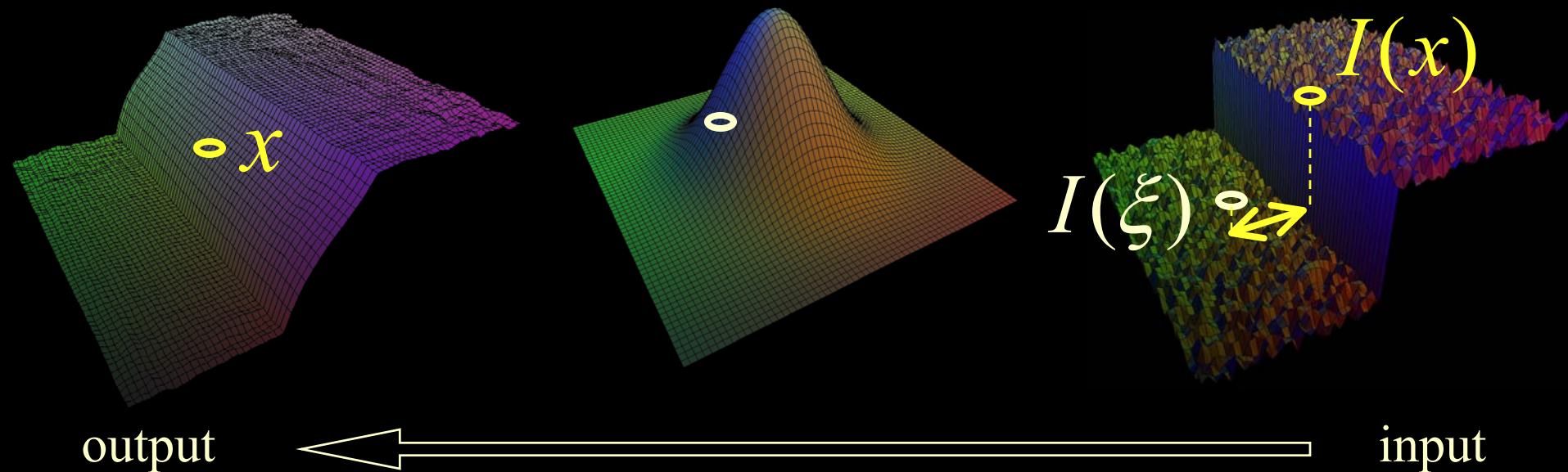
$$J(x) = \sum_{\xi} f(x, \xi) I(\xi)$$



The problem of edges

- Here, $I(\xi)$ “pollutes” our estimate $J(x)$
- It is too different

$$J(x) = \sum_{\xi} f(x, \xi) I(\xi)$$




Principle of Bilateral filtering

[Tomasi and Manduchi 1998]

- Penalty g on the intensity difference

$$J(x) = \frac{1}{k(x)} \sum_{\xi} f(x, \xi) \quad g(I(\xi) - I(x)) \quad I(\xi)$$




Bilateral filtering

[Tomasi and Manduchi 1998]

- Spatial Gaussian f

$$J(x) = \frac{1}{k(x)} \sum_{\xi} f(x, \xi) \quad g(I(\xi) - I(x)) \quad I(\xi)$$

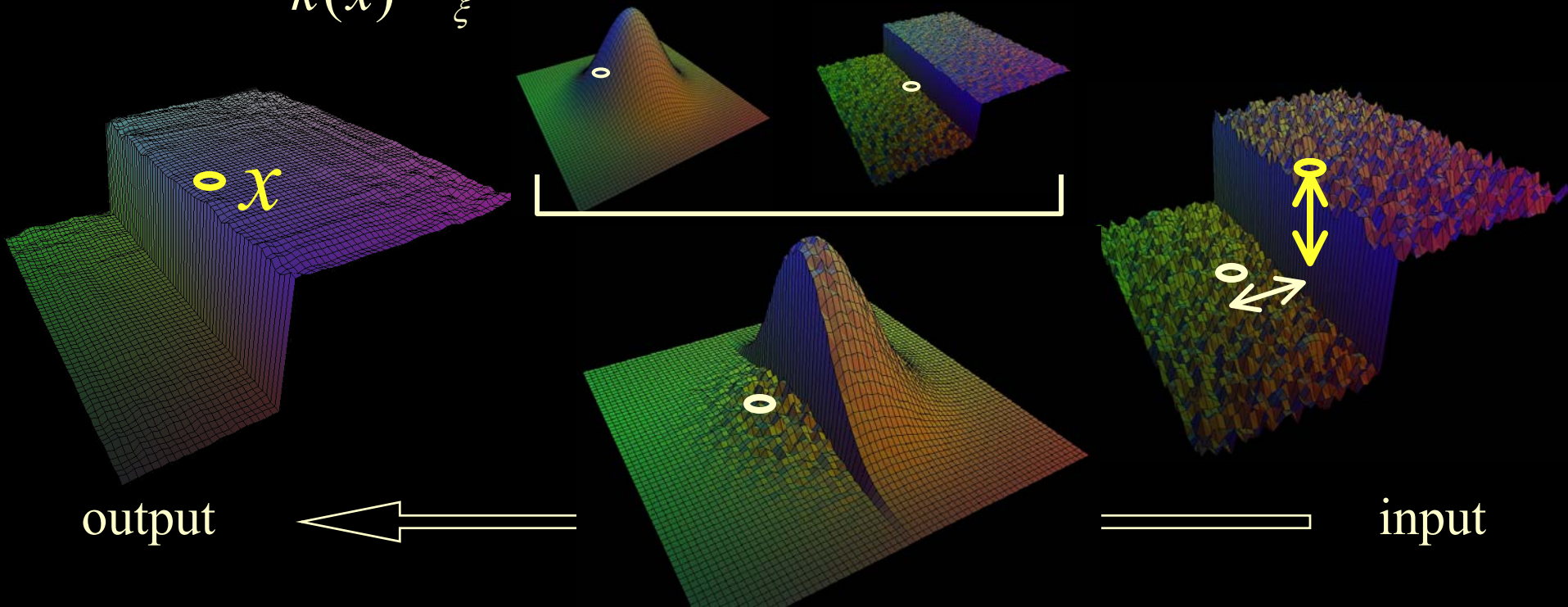


Bilateral filtering

[Tomasi and Manduchi 1998]

- Spatial Gaussian f
- Gaussian g on the intensity difference

$$J(x) = \frac{1}{k(x)} \sum_{\xi} f(x, \xi) g(I(\xi) - I(x)) I(\xi)$$

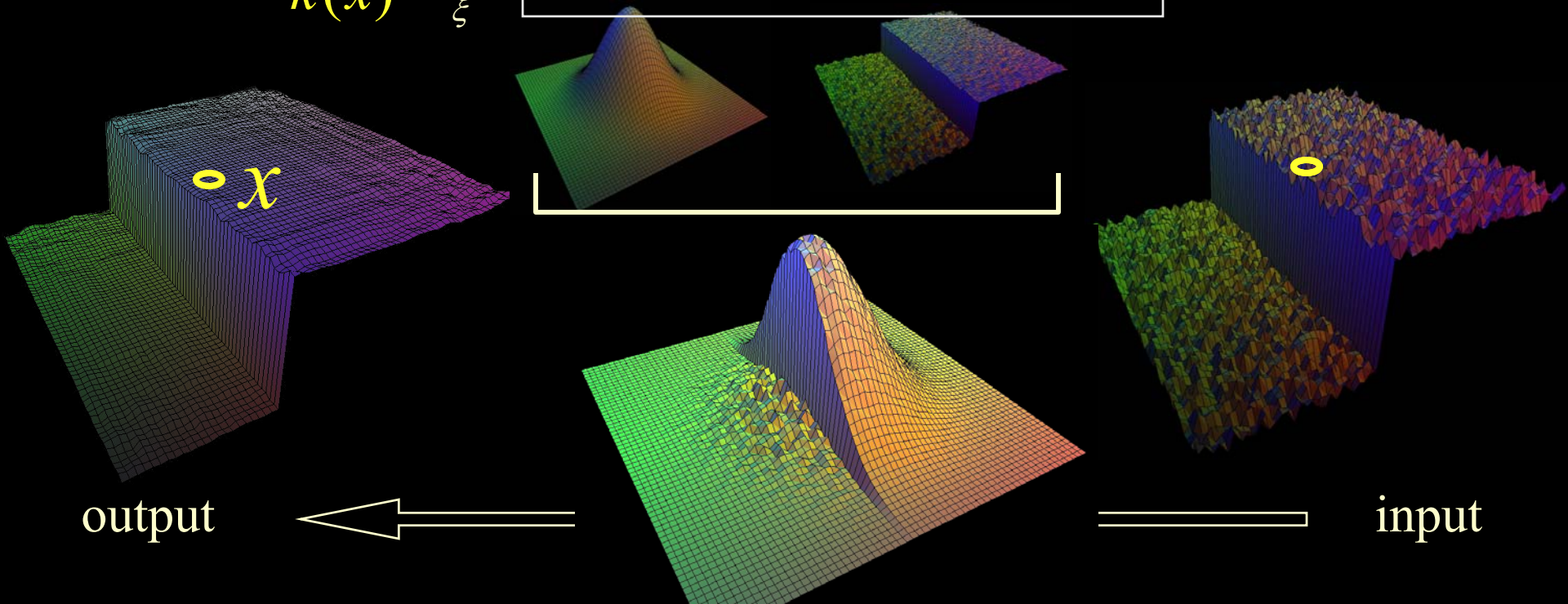


Normalization factor

[Tomasi and Manduchi 1998]

- $k(\mathbf{x}) = \sum_{\xi} f(\mathbf{x}, \xi) g(I(\xi) - I(\mathbf{x}))$

$$J(\mathbf{x}) = \frac{1}{k(\mathbf{x})} \sum_{\xi} f(\mathbf{x}, \xi) g(I(\xi) - I(\mathbf{x})) I(\xi)$$

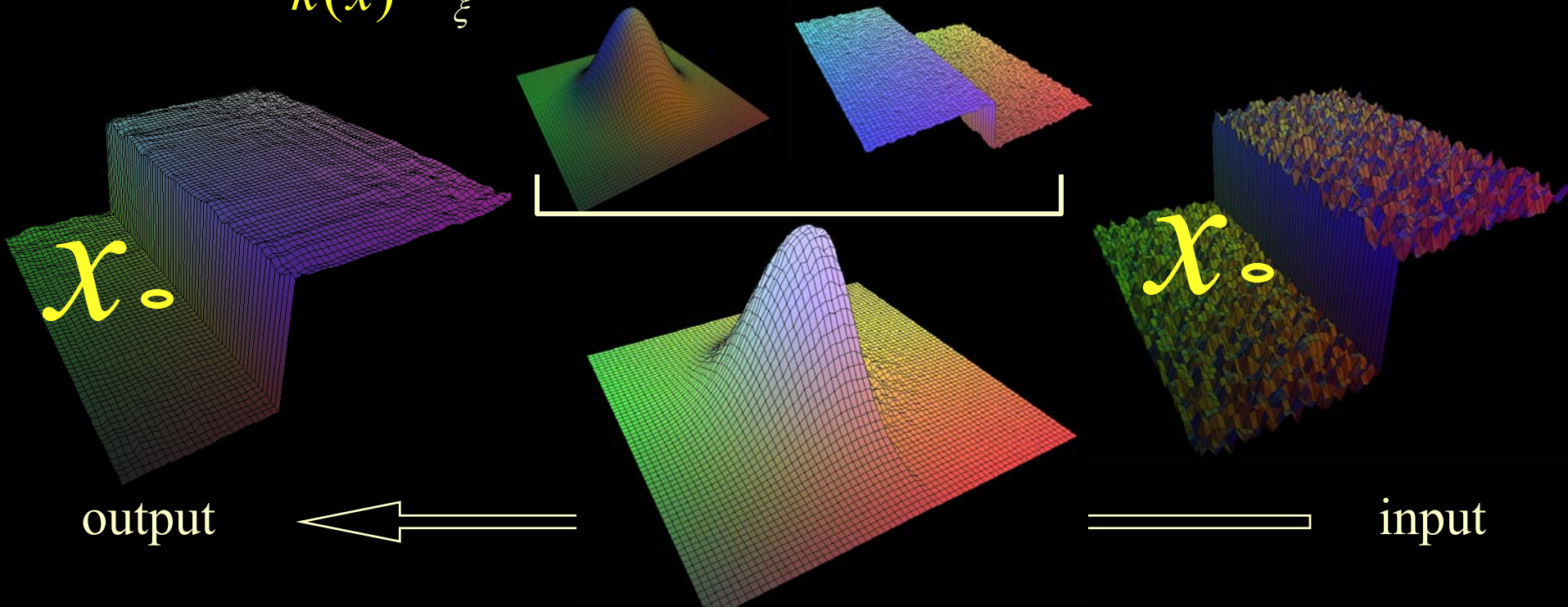


Bilateral filtering is non-linear

[Tomasi and Manduchi 1998]

- The weights are different for each output pixel

$$J(x) = \frac{1}{k(x)} \sum_{\xi} f(x, \xi) \quad g(I(\xi) - I(x)) \quad I(\xi)$$



Plan

- Review of bilateral filtering [Tomasi and Manduchi 1998]
- Theoretical framework
- Acceleration
- Handling uncertainty
- Use for contrast reduction

Theoretical framework

- Framework of robust statistics
 - Output = estimator at each pixel
 - Less influence to outliers (because of g)
- Unification with anisotropic diffusion
 - Mostly equivalent
 - Some differences
- Details and other insights in paper

Spatial support



Spatial support

- Anisotropic diffusion cannot diffuse across edges



Support of anisotropic diffusion

Spatial support

- Anisotropic diffusion cannot diffuse across edges
- Bilateral filtering can
- Larger support \Rightarrow more reliable estimator



Support of anisotropic diffusion

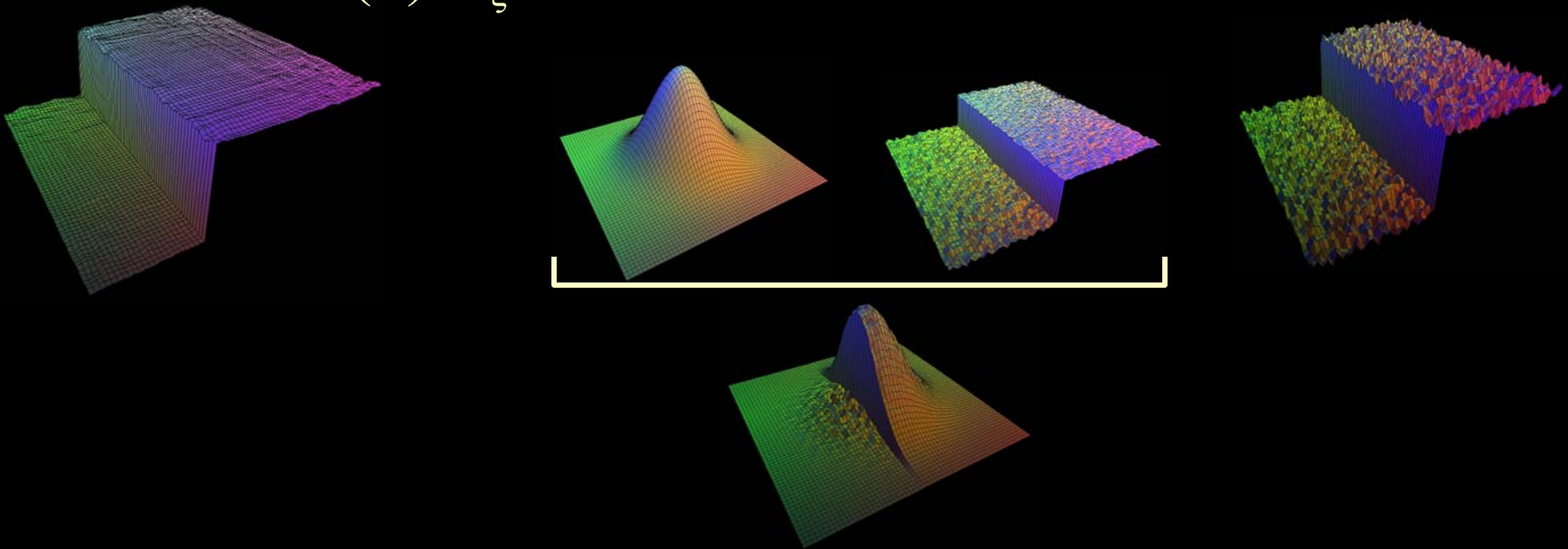


Support of bilateral

Acceleration

- Non-linear because of g

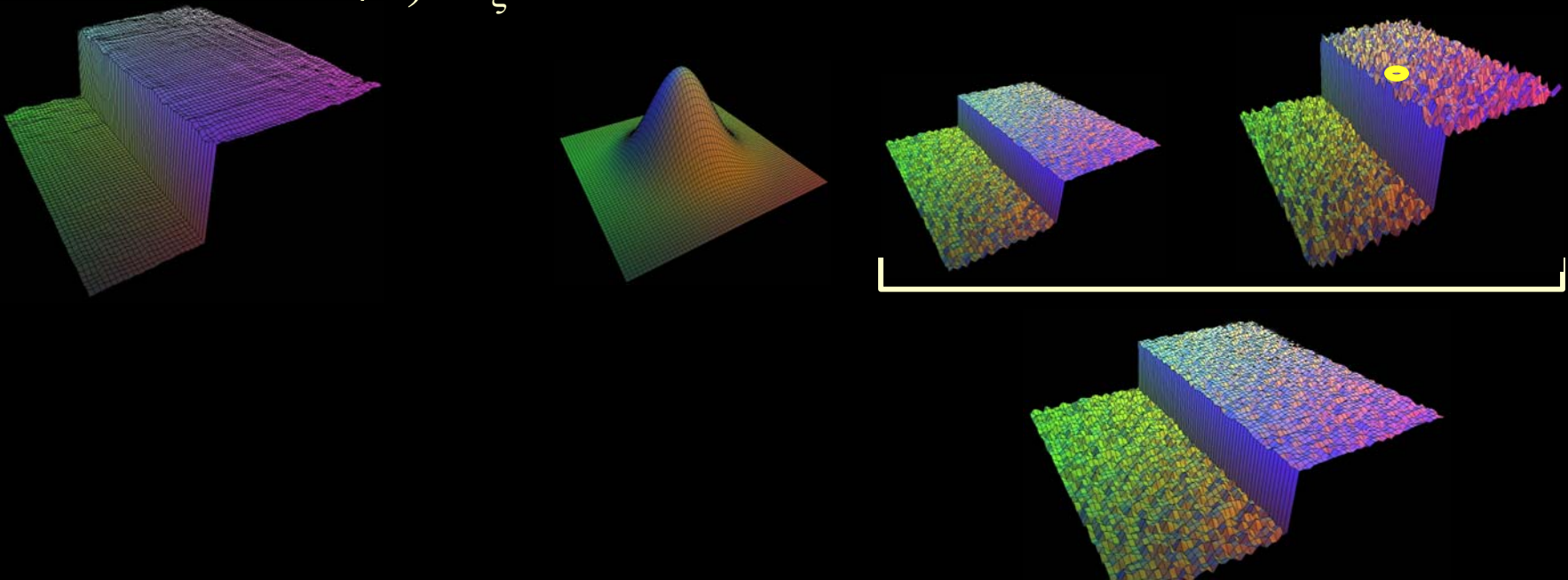
$$J(x) = \frac{1}{k(x)} \sum_{\xi} f(x, \xi) \quad g(I(\xi) - I(x)) \quad I(\xi)$$



Acceleration

- Linear for a given value of $I(x)$
- Convolution of $g I$ by Gaussian f

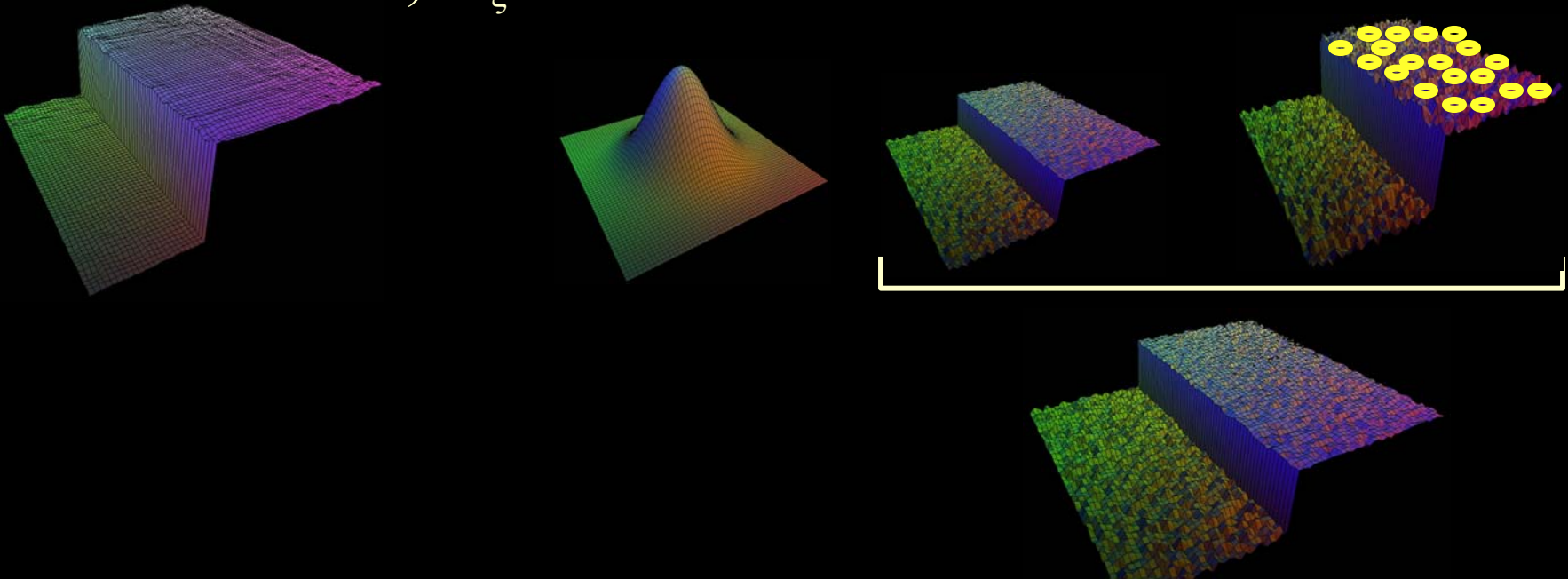
$$J(x) = \frac{1}{k(x)} \sum_{\xi} f(x, \xi) \quad g(I(\xi) - I(x)) \quad I(\xi)$$



Acceleration

- Linear for a given value of $I(x)$
- Convolution of $g I$ by Gaussian f
- Valid for all x with same value $I(x)$

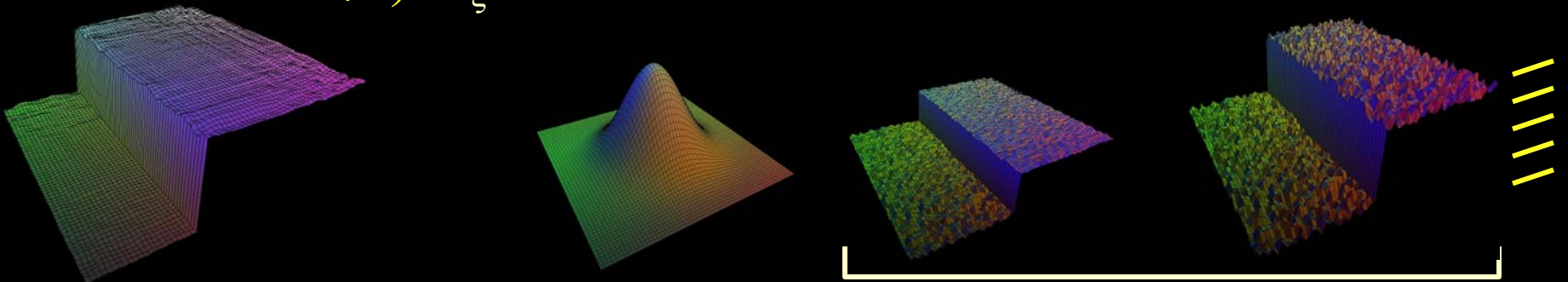
$$J(x) = \frac{1}{k(x)} \sum_{\xi} f(x, \xi) g(I(\xi) - I(x)) I(\xi)$$




Acceleration

- Discretize the set of possible $I(x)$
- Perform linear Gaussian blur (FFT)
- Linear interpolation in between

$$J(x) = \frac{1}{k(x)} \sum_{\xi} f(x, \xi) \quad g(I(\xi) - I(x)) \quad I(\xi)$$

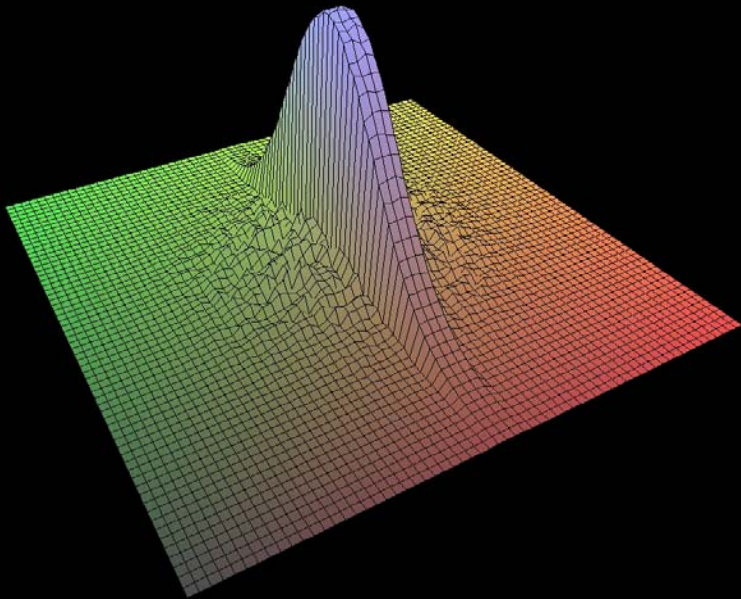


- $k(x)$ treated similarly




Handling uncertainty

- Sometimes, not enough “similar” pixels
- Happens for specular highlights
- Can be detected using normalization $k(x)$
- Simple fix (average with output of neighbors)



Weights with high uncertainty



Uncertainty

Contrast reduction

Input HDR image



Contrast
too high!

Contrast reduction

Input HDR image



Intensity



Color

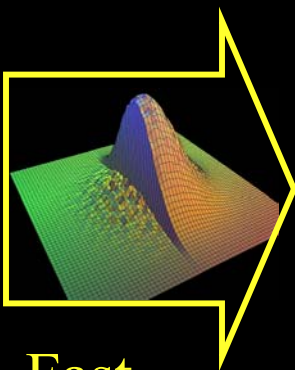


Contrast reduction

Input HDR image




Intensity

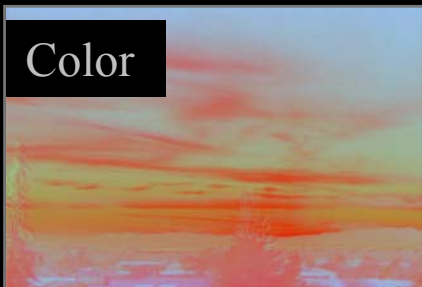


Fast
Bilateral
Filter

Large scale



Color

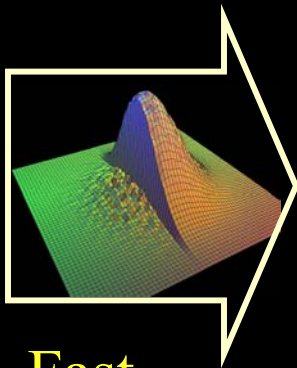


Contrast reduction

Input HDR image



Intensity



Fast
Bilateral
Filter

Large scale



Detail



Color

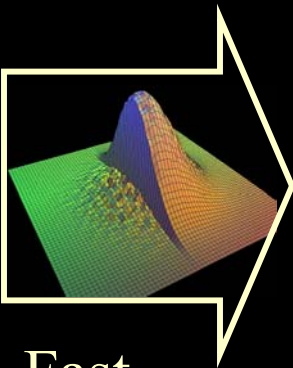


Contrast reduction

Input HDR image



Intensity



Fast
Bilateral
Filter

Large scale



Detail



Reduce
contrast

Large scale



Color

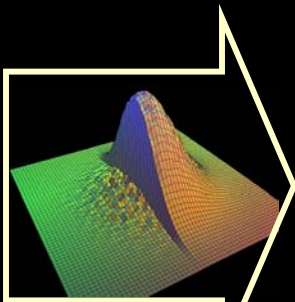


Contrast reduction

Input HDR image



Intensity



Fast
Bilateral
Filter

Large scale




Detail



Reduce
contrast

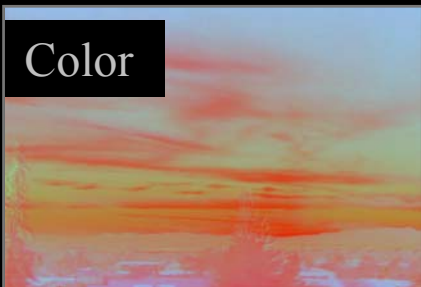
Large scale



Detail



Color

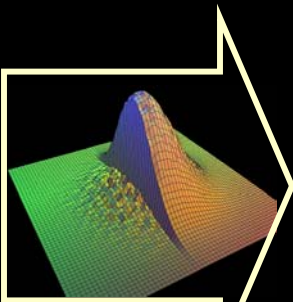


Contrast reduction

Input HDR image



Intensity



Fast
Bilateral
Filter

Large scale



Detail




Reduce
contrast

Output



Large scale



Detail



Preserve!

Color

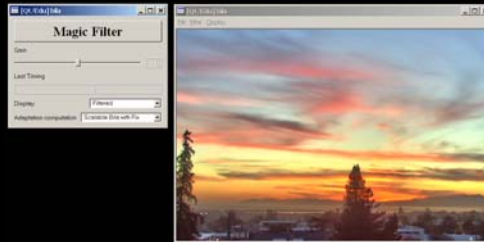


Color



Live demo

- Xx GHz Pentium Whatever PC



Conclusions

- Edge-preserving filter
- Framework of robust statistics
- Acceleration
- Handling uncertainty

- Contrast reduction
- Can handle challenging photography issues
- Richer sensor + post-processing

Future work

- Uncertainty fix
- Other applications of bilateral filter (meshes, MCRT)
- Video sequences
- High-dynamic-range sensors
- Other pictorial techniques


Informal comparison



Gradient-space
[Fattal et al.]



Bilateral
[Durand et al.]



Photographic
[Reinhard et al.]

Informal comparison



Gradient-space
[Fattal et al.]



Bilateral
[Durand et al.]



Photographic
[Reinhard et al.]