

RANDOM SAMPLING IN GRAPH OPTIMIZATION PROBLEMS

A DISSERTATION
SUBMITTED TO THE DEPARTMENT OF COMPUTER SCIENCE
AND THE COMMITTEE ON GRADUATE STUDIES
OF STANFORD UNIVERSITY
IN PARTIAL FULFILLMENT OF THE REQUIREMENTS
FOR THE DEGREE OF
DOCTOR OF PHILOSOPHY

By
David R. Karger
February 1995

© Copyright 1995 by David R. Karger
All Rights Reserved

I certify that I have read this dissertation and that in my opinion it is fully adequate, in scope and in quality, as a dissertation for the degree of Doctor of Philosophy.

Rajeev Motwani
(Principal Adviser)

I certify that I have read this dissertation and that in my opinion it is fully adequate, in scope and in quality, as a dissertation for the degree of Doctor of Philosophy.

Serge Plotkin

I certify that I have read this dissertation and that in my opinion it is fully adequate, in scope and in quality, as a dissertation for the degree of Doctor of Philosophy.

Andrew Goldberg

Approved for the University Committee on Graduate Studies:

Abstract

The representative random sample is a central concept of statistics. It is often possible to gather a great deal of information about a large population by examining a small sample randomly drawn from it. This approach has obvious advantages in reducing the investigator's work, both in gathering and in analyzing the data.

We apply the concept of a representative sample to combinatorial optimization. Our general technique is to generate small random representative subproblems and solve them in lieu of the original ones, producing approximately correct answers which may then be refined to correct ones at little additional cost. Our focus is optimization problems on *undirected graphs*. Highlights of our results include:

- The first (randomized) linear time minimum spanning tree algorithm;
- A (randomized) minimum cut algorithm with running time roughly $O(n^2)$ as compared to previous roughly $O(n^3)$ time bounds, as well as the first algorithm for finding all approximately minimal cuts and multiway cuts;
- An efficient parallelization of the minimum cut algorithm, providing the first parallel (\mathcal{RNC}) algorithm for minimum cuts;
- The first proof that minimum cuts can be found deterministically in parallel (\mathcal{NC});
- Reliability theorems tightly bounding the connectivities and bandwidths in networks with random edge failures, and a fully polynomial-time approximation scheme for estimating *all-terminal reliability*—the probability a particular graph remains connected under edge failures;
- A linear time algorithm for approximating minimum cuts to within $(1 + \epsilon)$ and a linear processor parallel algorithm for 2-approximation, and fast algorithms for approximating *s-t* minimum cuts and maximum flows;

- For the \mathcal{NP} -complete problem of designing minimum cost networks satisfying specified connectivity requirements (a generalization of minimum spanning trees), significantly improved polynomial-time approximation bounds (from $O(\log n)$ to $1 + o(1)$ for many such problems);
- For coloring 3-colorable graphs, improvements in the approximation bounds from $O(n^{3/8})$ to $O(n^{1/4})$, and even better bounds for sparse graphs;
- An analysis of random sampling in Matroids.

Acknowledgements

Many people helped me to bring this thesis to fruition. First among them is Rajeev Motwani. As my advisor, he made himself frequently available day and night to help me through research snags, clarify my ideas and explanations, and provide advice on the larger questions of academic life. My other reading committee members, Serge Plotkin and Andrew Goldberg, have had the roles of informal advisors, giving me far more time and assistance than a non-advisee had a right to expect. I'd like especially to thank Serge for the time spent as a sounding board on some of the first ideas on random sampling for cuts and minimum spanning trees which grew into this thesis. Earlier, Harry Lewis and Umesh Vazirani were the people who, in my sophomore year, showed me what an exciting field theoretical computer science could be.

I must also thank my coauthors, Douglas Cutting, Perry Fizzano, Philip Klein, Daphne Koller, Rajeev Motwani, Noam Nisan, Michal Parnas, Jan Pedersen, Steven Phillips, G. D. S. Ramkumar, Clifford Stein, Robert Tarjan, Eric Torng, John Tukey, and Joel Wein. Each has taught me a great deal about research and about writing about research. I must especially thank Daphne Koller, who by giving generously of her time and comments has done more than anyone else to influence my writing (so it's her fault) and show me how to strive for a good presentation. She and Steven Phillips also made sure I got off to a fast start by helping me write my first paper in my first year at Stanford. Thanks also to those who have commented on drafts of various parts of this work, including David Applegate, Don Coppersmith, Tom Cormen, Hal Gabow, Michel Goemans, Robert Kennedy, Philip Klein, Micael Lomonosov, Laszlo Lovász, Jeffrey Oldham, Jan Pedersen, Satish Rao, John Tukey, David Williamson, and David Zuckerman.

Others in the community gave helpful advice on questions ranging from tiny details of equation manipulation to big questions of my place in the academic community. Thanks to Zvi Galil, David Johnson, Richard Karp, Don Knuth, Tom Leighton, Charles Leiserson,

John Mitchell, David Shmoys, Éva Tardos, Robert Tarjan, and Jeffrey Ullman.

Thanks to my group at Xerox PARC, Doug Cutting, Jan Pedersen, and John Tukey, for giving me an eye for the (relatively) practical side of computer science, as well as a window on the exciting questions of information retrieval. Although none of our joint work appears in this thesis, my experience with them reminds me that an important end goal of algorithms is for them to be useful.

I wouldn't have enjoyed my stay at Stanford half as much had it not been for the students who made it such a fun place: Edith, who convinced me that the best way to spend conferences is climbing mountains; Donald, for keeping the office well stocked with food and books; Jeff, for rebooting my machine often; Daphne, who was willing to spend hours on one of my conjectures for the reward of being able to tell me I was wrong; Michael, without whom the thesis never would have made it to the filing office, Robert, who always knew the right citation, Kathleen, for her lending library, Michael, Sanjeev, Steven, Eric, Ram, Alan. . .

Most of all, I must thank my family. My parents, for establishing my love of books and learning; my siblings, for their subjection to my experiments in teaching. My wife and son, for putting up with my mental disappearances as I chased down a stray thought and my physical disappearances as I panicked over a paper deadline or traveled to a conference, and for the constant love and support that took me through many times of doubt and worry. They laid the foundation on which this thesis rests.

Contents

Abstract	iv
Acknowledgements	vi
1 Introduction	1
1.1 Overview of Results	2
1.1.1 Random Selection	2
1.1.2 Random Sampling	3
1.1.3 Randomized Rounding	5
1.2 Presentation Overview	6
1.3 Preliminary Definitions	8
1.3.1 Randomized Algorithms and Recurrences	8
1.3.2 Sequential Algorithms	10
1.3.3 Parallel Algorithms	11
I Basics	13
2 Minimum Spanning Trees	15
2.1 Introduction	15
2.1.1 Past Work	15
2.1.2 Our Contribution	16
2.1.3 Preliminaries	16
2.2 A Sampling Lemma	18
2.3 The Sequential Algorithm	19
2.4 Analysis of the Algorithm	20

2.5	Conclusions	23
3	Minimum Cuts	25
3.1	Introduction	25
3.1.1	Problem Definition	25
3.1.2	Applications	26
3.1.3	Past and Present Work	27
3.2	Augmentation Based Algorithms	28
3.2.1	Flow based approaches	29
3.2.2	Gabow's Round Robin Algorithm	30
3.2.3	Parallel algorithms	31
3.3	Sparse Connectivity Certificates	32
3.3.1	Definition	33
3.3.2	Construction	34
3.4	Nagamochi and Ibaraki's Contraction Algorithm	35
3.5	Matula's $(2 + \epsilon)$ -Approximation Algorithm	37
3.6	New Results	39
4	Randomized Contraction Algorithms	41
4.1	Introduction	41
4.1.1	Overview of Results	41
4.1.2	Overview of Presentation	42
4.2	The Contraction Algorithm	44
4.2.1	Unweighted Graphs	44
4.2.2	Weighted Graphs	46
4.3	Implementing the Contraction Algorithm	46
4.3.1	Choosing an Edge	47
4.3.2	Contracting an Edge	48
4.4	The Recursive Contraction Algorithm	49
4.5	A Parallel Implementation	54
4.5.1	Using A Permutation of the Edges	55
4.5.2	Generating Permutations using Exponential Variates	56
4.5.3	Parallelizing the Contraction Algorithm	58
4.5.4	Comparison to Directed Graphs	58

4.6	A Better Implementation	59
4.6.1	Iterated Sampling	59
4.6.2	An $O(n^2)$ -Approximation	62
4.6.3	Sequential Implementation	63
4.6.4	Parallel Implementation	65
4.7	Approximately Minimum Cuts	65
4.7.1	Counting Small Cuts	65
4.7.2	Finding Small Cuts	68
4.8	Conclusion	69
5	Deterministic Contraction Algorithms	71
5.1	Introduction	71
5.1.1	Derandomizing the Contraction Algorithm	72
5.1.2	Overview of Results	72
5.2	Sparse Certificates in Parallel	74
5.2.1	Parallelizing Matula's Algorithm	77
5.3	Reducing to Approximation	78
5.4	The Safe Sets Problem	79
5.4.1	Unweighted Minimum Cuts and Approximations	80
5.4.2	Extension to Weighted Graphs	81
5.5	Solving the Safe Sets Problem	82
5.5.1	Constructing Universal Families	83
5.6	Conclusion	88
6	Random Sampling from Graphs	89
6.1	Introduction	89
6.1.1	Cuts and Flows	90
6.1.2	Network Design	91
6.2	A Sampling Model and Theorems	92
6.2.1	Graph Skeletons	92
6.2.2	p -Skeletons	94
6.2.3	Weighted Graphs	94
6.3	Approximating Minimum Cuts	96
6.3.1	Estimating p	96

6.3.2	Sequential Algorithms	97
6.3.3	Parallel Algorithms	98
6.3.4	Dynamic Algorithms	99
6.4	Las Vegas Algorithms	100
6.5	A Faster Exact Algorithm	102
6.6	The Network Design Problem	103
6.6.1	Problem Definition	104
6.6.2	Past and Present Work	104
6.6.3	Randomized Rounding for Network Design	105
6.7	Conclusion	107
7	Randomized Rounding for Graph Coloring	109
7.1	Introduction	109
7.1.1	The Problem	109
7.1.2	Prior Work	110
7.1.3	Our Contribution	110
7.2	A Vector Relaxation of Coloring	112
7.3	Solving the Vector Coloring Problem	112
7.4	Relating the Original and Relaxed Solutions	114
7.5	Semicolorings	115
7.6	Rounding via Hyperplane Partitioning	116
7.7	Rounding via Vector Projections	118
7.7.1	Probability Distributions in \Re^n	120
7.7.2	Analyzing the Vector Projection Algorithm	124
7.8	Approximation for k -Colorable Graphs	127
7.9	Duality Theory	128
7.10	The Gap between Vector Colorings and Chromatic Numbers	130
7.11	Conclusions	133
8	Conclusion	135
II	Extensions	137
9	Extensions of the Contraction Algorithm	139

9.1	Multiway Cuts	140
9.2	Derandomization Extensions	142
9.2.1	Multiway Cuts	142
9.2.2	Approximate Cuts	143
9.3	Cut Data Structures	144
9.3.1	The Cactus Representation	145
9.3.2	The Chain Representation	146
9.4	Parallel $(1 + \epsilon)$ -Approximation	148
9.4.1	Modifying the Contraction Algorithm	149
9.4.2	Modifying the Recursive Algorithm	150
9.4.3	Tracking the Degree	152
9.5	Optimizing Space	153
9.6	Optimizing Parallel Complexity	154
9.7	Conclusion	155
10	More Cut-Sampling Algorithms	156
10.1	Applications to Network Reliability	156
10.1.1	A Reliability Theorem	159
10.1.2	An Approximation Algorithm	160
10.2	s - t Minimum Cuts and Maximum Flows	162
10.2.1	Approximate Minimum Cuts	162
10.2.2	Approximate Maximum Flows	163
10.2.3	Exact Maximum Flows	163
10.2.4	Las Vegas Algorithms	167
10.3	Global Minimum Cuts	167
10.3.1	Analysis of the Exact Algorithm	167
10.3.2	Approximation Algorithms	169
10.4	Weighted Graphs	170
10.5	An Evolutionary Graph Model for Dynamic Algorithms	171
10.5.1	Motivation	172
10.5.2	Evolutionary Connectivity	173
10.5.3	Weighted Graphs	174
10.5.4	Dynamic Approximation	174

10.6	Evolutionary k -Connectivity	176
10.6.1	Dynamic Maintenance	177
10.6.2	Weighted Graphs	178
10.7	Other Cut Problems	178
10.7.1	Parallel Flow Algorithms	178
10.7.2	Balanced and Quotient Cuts	179
10.7.3	Orienting a Graph	179
10.7.4	Integral Multicommodity Flows	180
10.8	Conclusions	181
11	Random Sampling in Matroids	182
11.1	Introduction	182
11.1.1	Matroids and the Greedy Algorithm	182
11.1.2	Matroid Optimization	183
11.1.3	Matroid Basis Packing	184
11.1.4	Related work	184
11.2	Sampling for Optimization	185
11.2.1	A Sampling Theorem	185
11.2.2	Optimizing by Verifying	186
11.2.3	Application: Scheduling with Deadlines	187
11.3	Sampling for Packing	188
11.3.1	Packing Theorems	189
11.3.2	Packing Algorithms	190
11.4	Proofs	192
11.4.1	Finding a Basis	192
11.4.2	Counting Bases	193
11.5	Conclusion	197
12	Network Design without Repeated Edges	199
12.1	Oversampling for Covering Problems	199
12.2	Network Design	201
12.3	Fixed Charge Networks	203
12.4	General Distributions	204

13 EREW Minimum Spanning Tree Algorithms	206
13.1 Reducing Work	207
13.2 Reducing Work and Time	208
13.3 Fast Algorithms for Dense Graphs	209
13.3.1 Construction	209
13.3.2 Verification	210
A Probability Distributions and Sampling Theorems	212
A.1 Probability Distributions	212
A.2 The Chernoff Bound	213
A.3 Nonuniform Random Selection	213
A.4 Generating Exponential Variates	216
Bibliography	219

Chapter 1

Introduction

The representative random sample is a central concept of statistics. It is often possible to gather a great deal of information about a large population by examining a small sample randomly drawn from it. This approach has obvious advantages in reducing the investigator's work, both in gathering and in analyzing the data.

We apply the concept of a representative sample to combinatorial optimization problems on graphs. The graph is one of the most common structures in computer science, modeling among other things roads, communication and transportation networks, electrical circuits, relationships between individuals, corporate hierarchies, hypertext collections, tournaments, resource allocations, project plans, database and program dependencies, and parallel architectures.

Given an optimization problem, it may be possible to generate a small representative subproblem by random sampling (perhaps the most natural sample from a graph is a random subset of its edges). Intuitively, such a subproblem should form a microcosm of the larger problem. Our goal is to examine the subproblem and use it to glean information about the original problem. Since the subproblem is small, we can spend proportionally more time examining it than we would spend examining the original problem. In one approach we use frequently, an optimal solution to the subproblem may be a nearly optimal solution to the problem as a whole. In some situations, such an approximation might be sufficient. In other situations, it may be easy to refine this good solution into a truly optimal solution.

1.1 Overview of Results

We show how these ideas can be used in several ways on problems of varying degrees of difficulty. For the “easy to solve” minimum spanning tree problem, where a long line of research has resulted in ever closer to linear-time algorithms, random sampling gives the final small increment to a truly linear time algorithm. In harder problems it improves running times by a more significant factor. For example, we improve the time needed to find minimum cuts from roughly $O(mn)$ ($O(n^3)$ on dense graphs) to roughly $O(n^2)$, and give the first parallel algorithm for the problem. Finally, addressing some very hard \mathcal{NP} -complete problems such as network design and graph coloring, where finding an exact solution is thought to be hopeless, we use random sampling to give better approximation algorithms than were previously known. Our focus is optimization problems on *undirected graphs*.

1.1.1 Random Selection

Perhaps the simplest random sample is a single individual. We investigate the use of *random selection*. The intuition behind this idea is that a single randomly selected individual is probably a “typical” representative of the entire population. This is the idea behind Quicksort [91], where the assumption is that the randomly selected pivot will be neither extremely large nor extremely small, and will therefore serve to separate the remaining elements into two roughly equal sized groups.

We apply this idea in a new algorithm for finding minimum cuts in undirected graphs. A *cut* is a partition of the graph vertices into two groups; the *value* of the cut is the number (or total weight) of edges with one endpoint in each group. The minimum cut problem is to identify a cut of minimum value. This problem is of great importance in analyzing network reliability, and also plays a central role in solving traveling salesman problems, compiling on parallel machines, and identifying topics in hypertext collections.

The idea behind our *Recursive Contraction Algorithm* is quite simple: a random edge is unlikely to cross the minimum cut, so its endpoints are probably on the same side. If we merge two vertices on the same side of the minimum cut, then we shall not affect the minimum cut but will reduce the number of graph vertices by one. Therefore, we can find the minimum cut by repeatedly selecting a random edge and merging its endpoints until only two vertices remain and the minimum cut becomes obvious. This leads to an algorithm that

is strongly polynomial and runs in $\tilde{O}(n^2)$ time on an n -vertex, m -edge graph—a significant improvement on the previous $\tilde{O}(mn)$ bounds. With high probability the algorithm finds *all* minimum cuts. The parallel version of our algorithm runs in polylogarithmic time using n^2 processors on a PRAM (Parallel Random Access Machine). It thus provides the first proof that the minimum cut problem with arbitrary edge weights can be solved in \mathcal{RNC} . A derandomization of this algorithm provides the first proof that the minimum cut problem can be solved in \mathcal{NC} . Our algorithm can be modified to find all approximately minimum cuts and analyze the reliability of a network. Parts of this work are joint with Clifford Stein [110].

1.1.2 Random Sampling

A more general use of random sampling is to generate small representative subproblems. Floyd and Rivest [58] use this approach in a fast and elegant algorithm for finding the median of an ordered set. They select a small random sample of elements from the set and show how inspecting this sample gives a very accurate estimate of the value of the median. It is then easy to find the actual median by examining only those elements close to the estimate. This very simple to implement algorithm uses fewer comparisons than any other known median-finding algorithm.

The Floyd-Rivest algorithm typifies three components needed in a random-sampling algorithm. The first is a definition of a *randomly sampled subproblem*. The second is an *approximation theorem* that proves that a solution to the subproblem is an approximate solution to the original problem. These two components by themselves will typically yield an obvious approximation algorithm with a speed-accuracy tradeoff. The third component is a *refinement algorithm* that takes the approximate solution and turns it into an actual solution. Combining these three components can yield an algorithm whose running time will be determined by that of the refinement algorithm; intuitively, refinement should be easier than computing a solution from scratch.

In an application of this approach, we present the first (randomized) linear-time algorithm for finding minimum spanning trees in the comparison-based model of computation. The fundamental insight is that if we construct a subgraph of a graph by taking a random sample of the graph’s edges, then the minimum spanning tree in the subgraph is a “nearly” minimum spanning tree of the entire graph. More precisely, very few graph edges can be used to improve the sample’s minimum spanning tree. By examining these few edges, we

can refine our approximation into the actual minimum spanning tree at little additional cost. This result reflects joint work with Philip Klein and Robert E. Tarjan [106]. Our results actually apply to the more general problem of matroid optimization, and show that the problem of constructing an optimum matroid basis is essentially equivalent to that of verifying the optimality of a candidate basis.

We also apply sampling to the minimum cut problem and several other problems involving cuts in graphs, including maximum flows. The maximum flow problem is perhaps the most widely studied of all graph optimization problems, having hundreds of applications. Given vertices s and t and capacitated edges, the goal is to ship the maximum quantity of material from s to t without exceeding the capacities of the edges. The value of a graph's maximum flow is completely determined by the values of certain cuts in the graph.

We prove a cut sampling theorem that says that when we choose half a graph's edges at random we approximately halve the value of every cut. In particular, we halve the graph's connectivity and the value of all s - t minimum cuts and maximum flows. This theorem gives a random-sampling scheme for approximating minimum cuts and maximum flows: compute the minimum cut and maximum flow in a random sample of the graph edges. Since the sample has fewer edges, the computation is faster. At the same time, our sampling theorems show that this approach gives accurate estimates of the correct values. Among the direct applications of this idea are a linear time algorithm for approximating (to within any constant factor exceeding 1) the minimum cut of a weighted undirected graph and a linear time algorithm for approximating maximum flows in graphs with sufficiently large connectivities. Previously, the best approximation a linear or near-linear time algorithm could achieve was a factor of 2.

If we want to get exact solutions rather than approximations, we still can use our samples as starting points to which we can apply inexpensive refinement algorithms. If we randomly partition the edges of a graph into two groups, then each looks like a random sample of the edges. Thus, for example, if we find maximum flows in each half and combine them, we get a nearly maximum flow in the original graph. We can then use *augmentation algorithms* to refine this nearly maximum flow to a maximum one. This gives fast new *randomized divide-and-conquer* algorithms for connectivity and maximum flows. We also discuss applications to other cut-related problems such as graph orientation and balanced cuts.

Our techniques actually give a paradigm that can be applied to any *packing problem* where the goal, given a collection of *feasible* subsets of a universe, is to find a maximum

collection of disjoint feasible subsets. For example, in the maximum flow problem, we are attempting to send units of flow from s to t . Each such unit of flow travels along a path from s to t , so the feasible edge-sets are the s - t paths. We apply the sampling paradigm to the problem of packing disjoint bases in a matroid, and get faster algorithms for approximating and exactly finding optimum basis packings.

1.1.3 Randomized Rounding

Yet another variation on random sampling is that of *randomized rounding*. This approach is used to find approximate solutions to \mathcal{NP} -hard *integer programs*. These problems typically ask for an assignment of values 0 or 1 to variables x_i such that linear constraints of the form $\sum a_i x_i = c$ are satisfied. If we *relax* the integer program, allowing each x_i to take any rational value between 0 and 1, we get a linear program that can be solved in polynomial time, giving values p_i such that $\sum a_i p_i = c$. Raghavan and Thompson [168] observed that we could treat the resulting values p_i as probabilities. If we randomly set $x_i = 1$ with probability p_i and 0 otherwise, then the *expected value* of $\sum a_i x_i$ is $\sum a_i p_i = c$. Raghavan and Thompson presented techniques for ensuring that the randomly chosen values do in fact yield a sum near the expectation, thus giving approximately correct solutions to the integer program. We can see randomized rounding as a way of sampling randomly from a large space of *answers*, rather than subproblems as before. Linear programming relaxation is used to construct an answer-space in which most of the answers are good ones.

We use our graph sampling theorems to apply randomized rounding to *network design problems*. Such a problem is specified by an input graph G with each edge assigned a cost. The goal is to output a subgraph of G satisfying certain connectivity requirements at minimum cost (measured as the sum of the costs of edges used). These requirements are described by specifying a minimum number of edges that must cross each cut of G . This formulation easily captures many classic problems including perfect matching, minimum cost flow, Steiner tree, and minimum T-join. An important practical application for communication companies is deciding the cheapest way to add bandwidth to their communication networks. By applying randomized rounding, we get significantly better results than were previously known for a large class of network design problems, improving the approximation bounds from $O(\log n)$ to $1 + o(1)$ in a large class of problems.

We also apply randomized rounding to the classic *graph coloring problem*. Linear programming does not provide a useful fractional solution, and so we must use more powerful

semidefinite programming as our starting point. We give a new approximation algorithm with a significantly better approximation guarantee than the previously best known one. Along the way, we discover new properties of the *Lovász ϑ -function*, an object that has received a great deal of attention because of its connections to graph coloring, cliques, and independent sets. This work is joint with Rajeev Motwani and Madhu Sudan [108].

1.2 Presentation Overview

This work is divided into two main parts. Part I develops all our basic techniques and applies them to several well known problems. In order to avoid cluttering this exposition with excessive detail, we have reserved some of the more difficult or esoteric applications of these techniques to Part II, which can be seen as something of an extended appendix.

In Chapter 2, we present our sampling-based minimum spanning tree algorithm. The key tool is a lemma bounding the number of edges that “improve” the minimum spanning tree of a random sample of the graph edges. We give a sequential algorithm that runs in linear time with all but an exponentially small probability. This chapter reflects joint work with Philip Klein and Robert Tarjan [106].

In Chapter 3, we begin our discussion of the minimum cut problem by defining it, presenting previous work on which we shall be relying, and contrasting previous work with our new results. In Chapter 4, we present the Recursive Contraction Algorithm (joint work with Clifford Stein [110]), giving $\tilde{O}(n^2)$ -work sequential and parallel implementations that significantly improve on previously known bounds for finding minimum cuts. Our algorithm also gives an important new bound on the number of small cuts a graph may contain; this has important applications in network reliability analysis.

In Chapter 5, we investigate deterministic solutions to the minimum cut problem. Using some of the classic techniques of *derandomization*, we develop the first \mathcal{NC} algorithm for the minimum cut problem. Our \mathcal{NC} algorithm relies on the previously discussed work on cut counting and a new deterministic parallel algorithm for sparse connectivity certificates. This chapter reflects joint work with Rajeev Motwani [107].

In Chapter 6, we develop a general analysis of graph cuts under random sampling, and apply it to cut, flow and network design problems. Given a graph G , we construct a *p-skeleton* $G(p)$ by selecting each edge of G independently with probability p . We use the cut counting theorem proved in Chapter 4 to show that all the cuts in $G(p)$ have roughly p

times as many edges as they did in G . In the most obvious application of this approach, we give random-sampling based sequential, parallel, and dynamic algorithm for approximating minimum cuts by computing minimum cuts in skeletons. Since the skeletons have few edges, these computations are fast. This gives among other results a linear-time $(1 + \epsilon)$ -approximation algorithm for minimum cuts. We extend this approach to get a fast exact algorithm for minimum cuts. We also consider randomized rounding. After discussing some general techniques for *set-cover* problems (positive linear programs whose constraints are all lower bounds), we apply them to network design problems. Our graph sampling theorems provide the necessary tools for showing that randomized rounding works well in this case.

In Chapter 7, we take randomized rounding beyond the classic realm of linear programming and into the newer world of *semidefinite programming*. Randomized rounding in this framework gives the currently best known algorithm for graph coloring. We show that any 3-colorable graph can be colored in polynomial time with $\tilde{O}(n^{1/4})$ colors, improving on the previous best bound of $\tilde{O}(n^{3/8})$. We also give presently best results for k -colorable graphs. This chapter reflects joint work with Rajeev Motwani and Madhu Sudan [108].

The chapters in Part II present extensions to the techniques described in Part I. In Chapter 9, we describe several extensions of the Contraction Algorithm to finding approximately minimum cuts and minimum multiway cuts, as well as to constructing the cactus representation of minimum cuts in a graph.

In Chapter 10, we give extensions to our cut random sampling algorithms. We use sampling in analyzing the reliability (probability of remaining connected) of a network whose edges fail randomly. Computing reliability is a $\#\mathcal{P}$ -complete problem, but we give a polynomial time algorithm for approximating it arbitrarily closely. We develop random-sampling based approximation algorithms and randomized divide-and-conquer based algorithms for exactly finding s - t minimum cuts, and maximum flows faster than could be done previously. We examine other problems including parallel flow algorithms, balanced cuts, and graph orientation. We also give an evolutionary model of graph sampling that is useful in developing dynamic algorithms for approximating minimum cuts.

In Chapter 11, we put our results on graph sampling into a larger framework by examining sampling from *matroids*. We generalize our minimum spanning tree algorithm to the problem of *matroid optimization*, and extend our cut-sampling and maximum flow results to the problem of matroid basis packing.

In Chapter 13, we return to our starting point, minimum spanning trees, and show how

the sampling approach can be used in a minimum spanning tree algorithm for the EREW PRAM that runs in $O(\log n)$ time using $m/\log n$ processors on dense graphs, thus matching the time and work lower bounds for the model.

A dependency chart of the various chapters is given in Figure 1.1; a gravitational dependency denotes a presentational dependency.

1.3 Preliminary Definitions

Throughout this work, we focus on undirected graphs, because directed graphs have so far not answered to the sampling techniques we apply here. The variables n and m will always denote the number of vertices and edges respectively of a graph under consideration. Each edge may have a *weight* associated with it. Typically, graphs have only one edge connecting each pair of endpoints. We use *multigraph* to refer to graphs with more than one edge connecting the same endpoints, and refer to edges with the same endpoints as *multiple* or *parallel*. If we want to emphasize that an edge is from a multigraph, we call it a *multiedge*. A graph has $m \leq \binom{n}{2}$, but a multigraph has no such constraint.

The notation $\tilde{O}(f)$ denotes $O(f \text{ polylog } n)$.

1.3.1 Randomized Algorithms and Recurrences

Our work deals with randomized algorithms. Our typical model is that the algorithm has a source of “random bits”—variables that are mutually independent and take on values 0 or 1 with probability 1/2 each. Extracting one random bit from the source is assumed to take constant time. If our algorithms use more complex operations, such as flipping biased coins or generating samples from more complex distributions, we take into account the time needed to simulate these operations in our unbiased-bit model. Some of these issues are discussed in the appendix. Event probabilities are taken over the sample space of random bit strings produced by the random bit generator. An event occurs *with high probability* (*w.h.p.*) if on problems of size n it occurs with probability greater than $(1 - \frac{1}{n^k})$ for some constant $k > 1$, and with *low probability* if its complement occurs with high probability. If a problem has more than one measure of size, we use the phrase *with high probability in t* to emphasize that the probability is a function of parameter t .

There are two kinds of randomized algorithms. An algorithm that has a fixed (deterministic) running time but has a low probability of giving an incorrect answer is called *Monte*

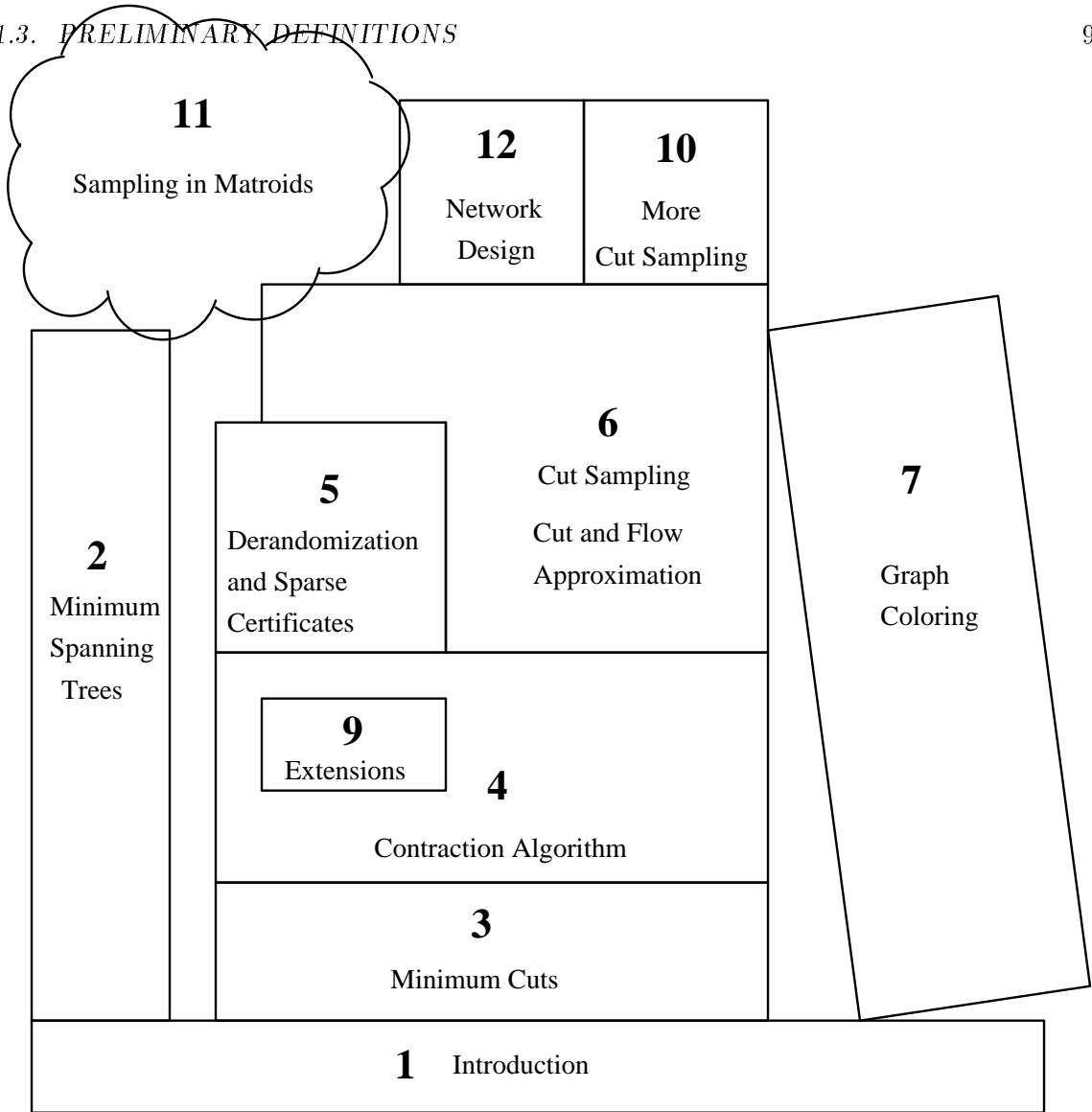


Figure 1.1: Chapter Dependencies

Carlo (MC). If the running time of the algorithm is a random variable but the correct answer is given with certainty, then the algorithm is said to be *Las Vegas (LV)*. Any algorithm with a high probability of giving the right answer and a high probability of running in time $f(n)$ can be made Monte Carlo by having it terminate with an arbitrary wrong answer if it exceeds the time bound $f(n)$. Las Vegas algorithms can be made Monte Carlo by the same method. However, there is no universal method for making a Monte Carlo algorithm into a Las Vegas one, and indeed some of the algorithms we present are Monte Carlo with no Las Vegas version apparent. When we state theorems about an algorithm's running time, the suffixes *(MC)* and *(LV)* will denote that the algorithm is Monte Carlo or Las Vegas respectively.

The notion of “high probability” becomes somewhat slippery when we are considering recursive randomized algorithms. Deterministic recursive algorithms are typically described by recurrences $T(n) = f(n, T(g(n)))$ that have been well studied and solved. When we consider randomized algorithms, the time to process a problem and the sizes of subproblems can be random variables. For example, the recurrence $T(m) = m + T(m/2) + T(m/4)$ is easily seen to show $T(m) = m$. However, we shall encounter in our minimum spanning tree analysis a recurrence $T(m) = T(a) + T(b)$, where $a \leq m/2$ with high probability and $b \leq m/4$ with high probability. When n is large, we might equate the high probability claim with certainty. However, the recurrence indicates that large problems beget small ones, and in a small problem, a low probability result is no longer as unlikely as we would wish. Karp [111] has developed several tools for dealing with such *probabilistic recurrences* in the same cookbook fashion as deterministic ones, but ironically none of the recurrences we encounter in our work can be tightly bounded by his methods. Instead, we shall often be forced to undertake a global analysis, unraveling the entire recursion tree, in order to establish good bounds.

1.3.2 Sequential Algorithms

To analyze algorithms, we need a model of the underlying machine on which they will be executed. Turing machines are believed to be able to simulate all reasonable computational engines. However, when it comes to analyzing running times, they do not satisfactorily reflect certain aspects of real machines—in particular, their ability to randomly access (bring into a register) any word in memory in unit time. The *RAM (random access machine)* model has been developed to reflect these concerns. A RAM contains a memory divided

into cells, each of which contains an arbitrary integer. The RAM's processing unit contains a fixed set of registers. In one time step, the RAM's processing unit can read the value at one memory location into a register, where the memory location is identified either as a constant or by the value of some other register (indirect addressing). Alternatively, it can write one register's value to a memory location specified by another register, or perform a basic operation—comparing, adding, subtracting, multiplying or dividing two registers; reading input or printing output, setting a register to a constant; comparing two registers; and branching on the result of a comparison. Careful discussion of the formal model can be found in [184].

In many cases, the input to an algorithm divides naturally into two parts; the “structure” and the “numbers.” The structural portion presents no obstacles to running time descriptions: our goal is to find algorithms with running times bounded by a polynomial in the size of the structure. The numbers are more problematic. Some algorithms have running times polynomial in the *values* of the input numbers while others are polynomial in the *size* (number of bits of representation) of the input numbers, an exponential difference. The second definition would appear to satisfy the strict Turing machine model of polynomial time, but is still not entirely satisfactory when we consider practical issues such as floating point precision (which allows us to succinctly express numbers whose binary representation has exponential length) and less practical issues of “elegance.” A better model is that of *strongly polynomial* algorithms. A discussion of the precise meaning and value of strong polynomiality can be found in [98] (see also [176, Section 15.2]). Roughly speaking, an algorithm is strongly polynomial if, in addition to being polynomial in the standard model of computation, the number of operations it performs can be bounded by a polynomial independent of the size of the input numbers. The only way the algorithm is allowed to access input numbers is through the elementary arithmetic operations of addition, subtraction, multiplication, division, and comparison, each assumed to take unit time.

1.3.3 Parallel Algorithms

We also consider parallel algorithms. We use the PRAM model, which generalizes the RAM model to allow many processors to operate synchronously and access a single shared memory. This model is discussed in depth in [114]. In each time step of a PRAM computation, each of the processors can perform one operation and access a single cell in the shared memory. While this is not the place to argue for or against the realism of this model, we observe

that the PRAM provides a good domain for initially specifying a parallel algorithm, and that many of our algorithms are sufficiently simple that they should port reasonably well to actual machines. \mathcal{NC} is the class of problems that, for inputs of size n , can be solved deterministically in polylog n time using $n^{O(1)}$ processors. \mathcal{RNC} extends \mathcal{NC} by assuming that each processor is equipped with a source of random bits; the distinction between Monte Carlo and Las Vegas algorithms discussed earlier applies here as well. In addition to the number of processors used, we shall consider the *total work*, given as the product of number of processors used by time spent. Measuring the total work gives a sense of how efficiently a sequential algorithm has been parallelized: the ultimate goal is for the total work of the parallel algorithm to equal that of the sequential one.

Given that multiple processors are accessing a shared memory simultaneously, it is conceivable that many processors may try to read or write the same memory location. This can be a problem in practice. We therefore distinguish several models of PRAM. In the *concurrent read* model, many processors are allowed to read from the same memory location simultaneously. In the *exclusive read (ER)* model, this is forbidden. Similarly, the *exclusive write (EW)* model forbids more than one processor from writing to a given memory location. If instead *concurrent write (CW)* is allowed, some rule must be established for the outcome when multiple values are written to the same cell. For concreteness, we select the *arbitrary* rule: an adversary chooses which of the written values are actually stored in the memory cell. A PRAM model is specified by giving both a reading and a writing rule; e.g. a CREW allows concurrent reads but forbids concurrent writes.

Randomization has played an extremely important role in parallel algorithms, since one of the biggest problems in designing efficient algorithms seems to be *symmetry breaking*: trying to spread the processors or the data around so that processors do not duplicate each others' efforts. Randomization has served very well in this capacity, and indeed may be indispensable. In the sequential computation model nearly all problems known to have randomized polynomial-time solutions are also known to have deterministic ones. But in the parallel world, some of the most central algorithmic problems, such as finding depth first search trees, maximum matchings, and maximum flows, are known to be solvable in \mathcal{RNC} but are not known to be solvable in \mathcal{NC} . Thus, the problem of *derandomization*—removing the use of randomness from an algorithm—is still widely studied in parallel algorithm design.

Part I

Basics

Chapter 2

Minimum Spanning Trees

2.1 Introduction

We begin our discussion with the problem of finding a minimum spanning tree in a connected graph with real-valued edge weights.¹ Given a graph, each of whose edges has been assigned a weight, we wish to find a spanning tree of minimum total weight measured as the sum of the weights of the included edges. We investigate the intuition that a random sample of the edges of a graph should contain a spanning tree which is “pretty good.” This intuition leads to the first linear time algorithm for the problem.

2.1.1 Past Work

The minimum spanning tree problem has a long and rich history; the first fully-realized algorithm was devised by Borůvka in the 1920’s [21]. An informative survey paper by Graham and Hell [83] describes the history of the problem up to 1985. In the last two decades faster and faster algorithms were found, the fastest being an algorithm of Gabow, Galil, and Spencer [69] (see also [70]), with a running time of $O(m \log \beta(m, n))$ on a graph of n vertices and m edges. Here $\beta(m, n) = \min\{i \mid \log^{(i)} n \leq m/n\}$.

This and earlier algorithms used as a computational model the sequential random-access machine with the restriction that the only operations allowed on the edge weights are binary comparisons. Fredman and Willard [62] considered a more powerful model that allows bit manipulation of the binary representations of the edge weights. In this model they were

¹This chapter is based on joint work with Philip Klein and Robert Tarjan and includes material from [101, 103, 124, 106].

able to devise a linear-time algorithm. Still, the question of whether a linear-time algorithm exists for the restricted random-access model remained open.

A problem related to finding minimum spanning trees is that of verifying that a given spanning tree is minimum. Tarjan [180] gave a verification algorithm running in $O(m \alpha(m, n))$ time, where α is a functional inverse of Ackerman's function. Later, Komlós [131] showed that a minimum spanning tree can be verified in $O(m)$ binary comparisons of edge weights, but with nonlinear overhead to decide which comparisons to make. Dixon, Rauch and Tarjan [45] combined these algorithms with a table lookup technique to obtain an $O(m)$ -time verification algorithm. King [120] recently obtained a simpler $O(m)$ -time verification algorithm that combines ideas of Borůvka, Komlós, and Dixon, Rauch, and Tarjan.

We also consider parallel algorithms for the minimum spanning tree problem in the EREW model of computation. Previously the best known algorithm for this model [31] had a running time of $O(\log n \log \log n)$ as compared to a lower bound of $\Omega(\log n)$, and a work bound of $O(m \log n \log \log n)$ as compared to a lower bound of $\Omega(m)$.

2.1.2 Our Contribution

We describe a randomized algorithm for finding a minimum spanning tree. It runs in $O(m)$ time with high probability in the restricted random-access model.

The fundamental random-sampling intuition of our algorithm is that a random sample of the graph edges will contain a “pretty good” minimum spanning tree—one that few edges of the original graph can improve. Using a verification algorithm, we can identify this small set of improving edges, which turns out to contain all the minimum spanning tree edges. This turns our original minimum spanning tree problem into two smaller ones: one of finding the minimum spanning tree of a small sample, and another of finding the minimum spanning tree of the edges improving the sample. Our algorithm solves these two subproblems recursively.

Section 2.2 presents the random-sampling result that is the key to our algorithm. Section 2.3 presents our algorithm, and Section 2.4 contains its analysis. A parallel implementation of the algorithm is discussed in Chapter 13. This section ends with some preliminaries.

2.1.3 Preliminaries

Our algorithm actually solves the slightly more general problem of finding a minimum spanning forest in a possibly disconnected graph. We assume that the input graph has no

isolated vertices (vertices without incident edges).

If edge weights are not distinct, we can make them distinct by numbering the edges distinctly and breaking weight-ties according to the numbers. We therefore assume for simplicity that all edge weights are distinct. This assumption ensures that the minimum spanning tree is unique. The following properties are also well-known and correspond respectively to the red rule and the blue rule in [181].

Cycle property: For any cycle C in a graph, the heaviest edge in C does not appear in the minimum spanning forest.

Cut property: For any proper nonempty subset X of the vertices, the lightest edge with exactly one endpoint in X belongs to the minimum spanning forest.

Unlike most algorithms for finding a minimum spanning forest, our algorithm makes use of each property in a fundamental way.

We will be using two classical minimum spanning forest algorithms. Kruskal's algorithm [133] constructs a forest F one edge at a time. It examines the graph's edges in order of increasing weight. To examine an edge e , it checks whether the endpoints of e are connected by a path of (smaller weight) edges already in F . If so, it discards e , since the cycle property proves that e is not in the minimum spanning forest. Otherwise, it adds e to F . Since the algorithm never discards a minimum spanning forest edge, it follows that at termination F is the minimum spanning forest. The algorithm can be implemented to run in $O(m \log m)$ time using basic data structures [41].

A less familiar algorithm is that of Borůvka. Borůvka's algorithm is just a repetition of *Borůvka Steps* which we now describe:

Borůvka Step. For each vertex, select the minimum-weight edge incident to the vertex. *Contract* all the selected edges, replacing by a single vertex each connected component defined by the selected edges and deleting all resulting isolated vertices, loops (edges both of whose endpoints are the same), and all but the lowest-weight edge among each set of multiple edges.

The cut property shows that each selected edge is in the minimum spanning tree of the graph. The cycle property shows that each deleted edge (from a group of multiple edges) is not a minimum spanning tree edge. A Borůvka Step can be implemented to run in $O(m)$ time with elementary data structures [181]. One such step reduces the number of vertices

by at least a factor of two because each connected component induced by the selected edges contains at least two vertices. Thus, $O(\log n)$ Borůvka steps suffice to eliminate all the edges and terminate, for a total running time of $O(m \log n)$. Although the number of vertices is halved each time, Borůvka's algorithm cannot guarantee a better running time because the number of edges is not guaranteed to decrease significantly. Our random-sampling approach solves this problem.

2.2 A Sampling Lemma

Our algorithm relies on a random-sampling step to discard edges that cannot be in the minimum spanning tree. The effectiveness of this step is shown by a lemma that we present below (this lemma was first proved by Klein and Tarjan in [124], improving on a weaker version proved in [101]). We need some terminology. Let G be a graph with weighted edges. We denote by $w(x, y)$ the weight of edge (x, y) . If F is a forest in G , we denote by $F(x, y)$ the path (if any) connecting x and y in F , and by $w_F(x, y)$ the maximum weight of an edge on $F(x, y)$, with the convention that $w_F(x, y) = \infty$ if x and y are not connected in F . We say an edge (x, y) is *F-heavy* if $w(x, y) > w_F(x, y)$, and *F-light* otherwise. Note that the edges of F are all *F-light*. For any forest F , no *F-heavy* edge can be in the minimum spanning forest of G . This is a consequence of the cycle property. Given a forest F in G , the *F-light* edges of G can be computed in time linear in the number of edges of G , using an adaptation of the verification algorithm of Dixon, Rauch, and Tarjan (page 1188 in [45] describes the changes needed in the algorithm) or of that of King.

Lemma 2.2.1 *Let H be a subgraph obtained from G by including each edge independently with probability p , and let F be the minimum spanning forest of H . The expected number of *F-light* edges is at most n/p where n is the number of vertices of G .*

Proof: We describe a way to construct the sample graph H and its minimum spanning forest F simultaneously. The computation is a variant of Kruskal's minimum spanning tree algorithm which was described in the introduction. Begin with H and F empty. Process the edges in increasing order by weight. To process an edge e , first test whether both endpoints of e are in the same connected component of the current F . If so, e is *F-heavy* for the current F , because every edge currently in F is lighter than e . Next, flip a coin that has probability p of coming up heads. Include the edge e in H if and only if the coin comes up heads. Finally, if e is in H and is *F-light*, add e to the forest F .

The forest F produced by this computation is the forest that would be produced by Kruskal's algorithm applied to the edges in H , and is therefore exactly the minimum spanning forest of H . An edge e that is F -heavy when it is processed remains F -heavy until the end of the computation, since F never loses edges. Similarly, an edge e that is F -light when processed remains F -light, since only edges heavier than e are added to F after e is processed. Our goal is to show that the number of F -light edges is probably small.

When processing an edge e , we know whether e is F -heavy before flipping a coin for e . Suppose for purposes of exposition that we flip a penny for e if e is F -heavy and a nickel if it is not. The penny-flips are irrelevant to our analysis; the corresponding edges are F -heavy regardless of whether or not they are included in H . We therefore consider only the nickel-flips and the corresponding edges. For each such edge, if the nickel comes up heads, the edge is placed in F . The size of F is at most $n - 1$. Thus at most $n - 1$ nickel-tosses have come up heads by the end of the computation.

Now imagine that we continue flipping nickels until n heads have occurred, and let Y be the total number of nickels flipped. Then Y is an upper bound on the number of F -light edges. The distribution of Y is exactly the negative binomial distribution with parameters n and p (see Appendix A.1). The expectation of a random variable that has a negative binomial distribution is n/p . It follows that the expected number of F -light edges is at most n/p . ■

Remark: The above proof actually shows that the number of F -light edges is stochastically dominated by a variable with a negative binomial distribution. ■

Remark: Lemma 2.2.1 generalizes to matroids. See Chapter 11. ■

2.3 The Sequential Algorithm

The minimum spanning forest algorithm intermeshes the Borůvka Steps defined in the introduction with random-sampling steps. Each Borůvka step reduces the number of vertices by at least a factor of two; each random-sampling step discards enough edges to reduce the density (ratio of edges to vertices) to a fixed constant with high probability.

The algorithm is recursive. It generates two subproblems, but with high probability the combined size of these subproblems is at most $3/4$ of the size of the original problem. This fact is the basis for the probabilistic linear bound on the running time of the algorithm.

Now we describe the minimum spanning forest algorithm. If the graph is empty, return

an empty forest. Otherwise, proceed as follows.

Step 1. Apply two successive Borůvka steps to the graph, thereby reducing the number of vertices by at least a factor of four.

Step 2. In the contracted graph, choose a subgraph H by selecting each edge independently with probability $1/2$. Apply the algorithm recursively to H , producing the minimum spanning forest F of H . Find all the F -heavy edges (both those in H and those not in H) and delete them.

Step 3. Apply the algorithm recursively to the remaining graph to compute a spanning forest F' . Return those edges contracted in Step 1 together with the edges of F' .

We prove the correctness of the algorithm by induction. By the cut property, every edge contracted during Step 1 is in the minimum spanning forest. Hence the remaining edges of the minimum spanning forest of the original graph form the minimum spanning forest of the contracted graph. By the cycle property, the edges deleted in Step 2 do not belong to the minimum spanning forest of the contracted graph. Thus when Step 3 (by induction) finds the minimum spanning forest of the non-deleted edges, it is in fact finding the remaining edges of the minimum spanning tree of the original graph.

Remark. Our algorithm can be viewed as an instance of the generalized greedy algorithm presented in [181], from which its correctness follows immediately.

2.4 Analysis of the Algorithm

We begin our analysis by making some observations about the worst-case behavior of the algorithm. Then we show that the expected running time of the algorithm is linear, by applying Lemma 2.2.1 and the linearity of expectations. Finally, we show that the algorithm runs in linear time with all but exponentially small probability, by developing a global version of the analysis in the proof of Lemma 2.2.1 and using a Chernoff bound (Section A.2).

Suppose the algorithm is initially applied to a graph with n vertices and m edges. Since the graph contains no isolated vertices, $m \geq n/2$. Each invocation of the algorithm generates at most two recursive subproblems. Consider the entire binary tree of recursive subproblems. The root is the initial problem. For a particular problem, we call the first recursive subproblem, occurring in Step 2, the *left child* of the parent problem, and the second recursive subproblem, occurring in Step 3, the *right child*. At depth d , the tree of

subproblems has at most 2^d nodes, each a problem on a graph of at most $n/4^d$ vertices. Thus the depth of the tree is at most $\log_4 n$, and there are at most $\sum_{d=0}^{\infty} 2^d n/4^d = \sum_{d=0}^{\infty} n/2^d = 2n$ vertices total in the original problem and all subproblems.

Consider a particular subproblem. The total time spent in Steps 1–3, excluding the time spent on recursive subproblems, is linear in the number of edges: Step 1 is just two Borůvka Steps, which take linear time using straightforward graph-algorithmic techniques, and Step 2 takes linear time using the modified Dixon-Rauch-Tarjan or King verification algorithms, as noted in the introduction. The total running time is thus bounded by a constant factor times the total number of edges in the original problem and in all recursive subproblems. Our objective is to estimate this total number of edges.

Theorem 2.4.1 *The worst-case running time of the minimum spanning forest algorithm is $O(\min\{n^2, m \log n\})$, the same as the bound for Borůvka’s algorithm.*

Proof: We estimate the worst-case total number of edges in two different ways. First, since there are no multiple edges in any subproblem, a subproblem at depth d contains at most $(n/4^d)^2/2$ edges. Summing over all subproblems gives an $O(n^2)$ bound on the total number of edges. Second, consider the left and right children of some parent problem. Suppose the parent problem is on a graph of v vertices. Every edge in the parent problem ends up in exactly one of the children (the left if it is selected in Step 2, the right if it is not), with the exception of the edges in the minimum spanning forest F of the sample graph H , which end up in both subproblems, and the edges that are removed (contracted) in Step 1, which end up in no subproblem. If v' is the number of vertices in the graph after Step 1, then F contains $v' - 1 \leq v/4$ edges. Since at least $v/2$ edges are removed in Step 1, the total number of edges in the left and right subproblems is at most the number of edges in the parent problem.

It follows that the total number of edges in all subproblems at any single recursive depth d is at most m . Since the number of different depths is $O(\log n)$, the total number of edges in all recursive subproblems is $O(m \log n)$. ■

Theorem 2.4.2 *The expected running time of the minimum spanning forest algorithm is $O(m)$.*

Proof: Our analysis relies on a partition of the recursion tree into *left paths*. Each such path consists of either the root or a right child and all nodes reachable from this node

through a path of left children. Consider a parent problem on a graph of X edges, and let Y be the number of edges in its left child (X and Y are random variables). Since each edge in the parent problem is either removed in Step 1 or has a chance of $\frac{1}{2}$ of being selected in Step 2, $E[Y|X = k] \leq k/2$. It follows by linearity of expectation that $E[Y] \leq \sum_k \Pr[X = k]k/2 = E[X]/2$. That is, the expected number of edges in a left subproblem is at most half the expected number of edges in its parent. It follows that, if the expected number of edges in a problem is k , then the sum of the expected numbers of edges in every subproblem along the left path descending from the problem is at most $\sum_{i=0}^{\infty} k/2^i = 2k$.

Thus the expected total number of edges is bounded by twice the sum of m and the expected total number of edges in all right subproblems. By Lemma 2.2.1, the expected number of edges in a right subproblem is at most twice the number of vertices in the subproblem. Since the total number of vertices in all right subproblems is at most $\sum_{d=1}^{\infty} 2^{d-1} n/4^d = n/2$, the expected number of edges in the original problem and all subproblems is at most $2m + n$. ■

Theorem 2.4.3 *The minimum spanning forest algorithm runs in $O(m)$ time with probability $1 - e^{-\Omega(m)}$.*

Proof: We obtain the high-probability result by applying a global version of the analysis in the proof of Lemma 2.2.1. We first bound the total number of edges in all right subproblems. These are exactly the edges that are found to be F -light in Step 2 of the parent problems. Referring back to the proof of Lemma 2.2.1, let us consider the nickel-tosses corresponding to these edges. Each nickel that comes up heads corresponds to an edge in the minimum spanning forest in a right subproblem. The total number of edges in all such spanning forests in all right subproblems is at most the number of vertices in all such subproblems, which in turn is at most $n/2$ as shown in the proof of Theorem 2.4.2. Thus $n/2$ is an upper bound on the total number of heads in nickel-flips in all the right subproblems. If we continue flipping nickels until we get exactly $n/2$ heads, then we get an upper bound on the number of edges in right subproblems. This upper bound has the negative binomial distribution with parameters $n/2$ and $1/2$ (see Appendix A.1). There are more than $3m$ F -light edges only if fewer than $n/2$ heads occur in a sequence of $3m$ nickel-tosses. By the Chernoff bound (section A.2), this probability is $e^{-\Omega(m)}$ since $m \geq n/2$.

We now consider the edges in left subproblems. The edges in a left subproblem are obtained from the parent problem by sampling; i.e., a coin is tossed for each edge in the

parent problem not deleted in Step 1, and the edge is copied to the subproblem if the coin comes up heads and is not copied if the coin comes up tails. To put it another way, an edge in the root or in a right subproblem gives rise to a sequence of copies in left subproblems, each copy resulting from a coin-flip coming up heads. The sequence ends if a coin-flip comes up tails. The number of occurrences of tails is at most the number of sequences, which in turn is at most the number m' of edges in the root problem and in all right subproblems. The total number of edges in all these sequences is equal to the total number of heads, which in turn is at most the total number of coin-tosses. Hence the probability that this number of edges exceeds $3m'$ is the probability that at most m' tails occur in a sequence of more than $3m'$ coin-tosses. Since $m' \geq m$, this probability is $e^{-\Omega(m)}$ by a Chernoff bound.

Combining this with the previous high-probability bound of $O(m)$ on m' , we find that the total number of edges in the original problem and in all subproblems is $O(m)$ with probability $1 - e^{-\Omega(m)}$. ■

2.5 Conclusions

We have shown that random sampling is an effective tool for “sparsifying” minimum spanning tree problems, reducing the number of edges involved. It thus combines well with Boruvka’s algorithm, which works well on sparse graphs. We shall see later in Chapter 6 that random sampling is also an effective tool for *minimum cut problems*, allowing sparse graph algorithms to be applied to dense graphs.

Open Problems

Among remaining open problems, we note especially the following:

1. Is there a *deterministic* linear-time minimum spanning tree algorithm in the restricted random-access model?
2. Can randomization or some other technique be used to simplify the linear-time verification algorithm?

The algorithm we have described works in a RAM model of computation that allows bit manipulation of pointer addresses (though not of edge weights). These bit manipulations are used in the linear time verification algorithm, in particular in its computation of least

common ancestors. Previous minimum spanning tree algorithms have typically operated in the more restrictive *pointer machine* model of computation [181], where pointers may only be stored and dereferenced. The best presently known verification algorithm in the pointer machine model is limited by the need for least common ancestor queries to a running time of $O(m\alpha(m, n))$, where α is the inverse Ackerman function. Using this verification algorithm in our reduction gives us the best known running time for minimum spanning tree algorithms in the pointer machine model, namely $m\alpha(m, n)$. The problem of a linear time algorithm in this model remains open.

Notes

The linear time algorithm is a modification of one proposed by Karger [101, 103]. While that algorithm in retrospect did in fact run in linear time, the weaker version of the sampling lemma used there proved only an $O(m + n \log n)$ time bound. Thus, credit for the first announcement of a linear-time algorithm must go to Klein and Tarjan [124], who gave the necessary tight sampling lemma and used it to simplify the algorithm. Our results were combined and an improved high-probability complexity analysis was developed collaboratively for publication in a joint journal paper [106].

Cole, Klein, and Tarjan [37] have parallelized the minimum spanning tree algorithm to run in $O(2^{\log^* n} \log n)$ time and perform linear work on a CRCW PRAM. In contrast, in Chapter 13, we give an EREW algorithm for minimum spanning trees which runs in $O(\log n)$ time using $m/\log n$ processors on dense graphs and is therefore optimum for dense graphs. The question of whether an optimum EREW algorithm can be found for sparse graphs remains open.

Chapter 3

Minimum Cuts

3.1 Introduction

We now turn from the random sampling model, in which a random subgroup was used to analyze the whole population, to Quicksort’s random selection model, in which we assume that a randomly selected individual is “typical.” We investigate the *minimum cut problem*. We define it, discuss several applications, and then describe past work on the problem. After providing this context, we describe our new contributions. All three types of randomization discussed in the introduction, random selection, random sampling, and randomized rounding, are usefully applied to minimum cut problems.

3.1.1 Problem Definition

Given a graph with n vertices and m (possibly weighted) edges, we wish to partition the vertices into two non-empty sets so as to minimize the number (or total weight) of edges crossing between them. More formally, a *cut* (A, \bar{A}) of a graph G is a partition of the vertices of G into two nonempty sets A and B . An edge (v, w) *crosses* cut (A, \bar{A}) if one of v and w is in A and the other in \bar{A} . The *value* of a cut is the number of edges that cross the cut or, in a weighted graph, the sum of the weights of the edges that cross the cut. The minimum cut problem is to find a cut of minimum value.

Throughout this discussion, the graph is assumed to be connected, since otherwise the problem is trivial. We also require that all edge weights be non-negative, because otherwise the problem is \mathcal{NP} -complete by a trivial transformation from the maximum-cut problem [74, page 210]. We distinguish the minimum cut problem from the *s-t minimum cut problem* in

which we require that two specified vertices s and t be on opposite sides of the cut; in the *minimum cut problem* there is no such restriction.

Particularly on unweighted graphs, solving the minimum cut problem is sometimes referred to as finding the *connectivity* of a graph, that is, determining the minimum number of edges (or minimum total edge weight) that must be removed to disconnect the graph.

3.1.2 Applications

The minimum cut problem has many applications, some of which are surveyed by Picard and Queyranne [163]. We discuss others here.

The problem of determining the connectivity of a network arises frequently in issues of network design and network reliability [36]: in a network with random edge failures, the network is most likely to be partitioned at the minimum cuts. For example, consider an undirected graph in which each edge fails with some probability p , and suppose we wish to determine the probability that the graph becomes disconnected. Let f_k denote the number of edge sets of size k whose removal disconnects the graph. Then the graph disconnection probability is $\sum_k f_k p^k (1-p)^{m-k}$. If p is very small, then the value can be accurately approximated by considering f_k only for small values of k . It therefore becomes important to enumerate all minimum cuts and, if possible, all nearly minimum cuts [170]. We will give applications of our results to network reliability questions in Section 10.1.

In information retrieval, minimum cuts have been used to identify clusters of topically related documents in hypertext systems [22]. If the links in a hypertext collection are treated as edges in a graph, then small cuts correspond to groups of documents that have few links between them and are thus likely to be unrelated.

Minimum cut problems arise in the design of compilers for parallel languages [26]. Consider a parallel program that we are trying to execute on a distributed memory machine. In the *alignment distribution graph* for this program, vertices correspond to program operations and edges corresponds to flows of data between program operations. When the program operations are distributed among the processors, the edges connecting nodes on different processors are “cut.” These cut edge are “bad” because they indicate a need for interprocessor communication. It turns out that finding an optimum layout of the program operations requires repeated solution of minimum cut problems in the alignment distribution graph.

Minimum cut problems also play an important role in large-scale combinatorial optimization. Currently the best methods for finding exact solutions to large traveling salesman

problems are based on the technique of *cutting planes*. The set of feasible traveling salesman tours in a given graph induces a convex polytope in a high-dimensional vector space. Cutting plane algorithms find the optimum tour by repeatedly generating linear inequalities that cut off undesirable parts of the polytope until only the optimum tour remains. The inequalities that have been most useful are *subtour elimination constraints*, first introduced by Dantzig, Fulkerson and Johnson [43]. The problem of identifying a subtour elimination constraint can be rephrased as the problem of finding a minimum cut in a graph with real-valued edge weights. Thus, cutting plane algorithms for the traveling salesman problem must solve a large number of minimum cut problems (see [135] for a survey of the area). Padberg and Rinaldi [161] recently reported that the solution of minimum cut problems was the computational bottleneck in their state-of-the-art cutting-plane based algorithm. They also reported that minimum cut problems are the bottleneck in many other cutting-plane based algorithms for combinatorial problems whose solutions induce connected graphs. Applegate [10] made similar observations and also noted that an algorithm to find *all nearly minimum* cuts might be even more useful. In particular, these nearly minimum cuts can be used to find *comb inequalities*—another important type of cutting planes.

3.1.3 Past and Present Work

Several different approaches to finding minimum cuts have been investigated; we describe them in the next few sections. Besides putting our work in context, this discussion describes tools that are needed in our minimum cut algorithms.

Previously best results, together with our new bounds, are summarized in Figure 3.1, where c denotes the value of the minimum cut.

Until recently, the most efficient algorithms were *augmenting algorithms* that used maximum flow computations. We discuss these algorithms in Section 3.2. As the fastest known algorithms for maximum flow take $\Omega(mn)$ time, the best minimum cut algorithms inherited this bound. Gabow showed how augmenting spanning trees rather than flows could find minimum cuts in $\tilde{O}(cm)$ time—an improvement for graphs with small minimum cuts c . Parallel algorithms for the problem have also been investigated, but until now processor bounds have been quite large for unweighted graphs, and no good algorithms for weighted graphs were known.

Recently, new and slightly faster approaches to computing minimum cuts without maximum flows appeared. Nagamochi and Ibaraki developed an algorithm for computing *sparse*

minimum cut bounds		unweighted		weighted	
		undirected	directed	undirected	directed
sequential time	previous	$c^2 n \log \frac{n}{c}$ [67]	$cm \log \frac{n^2}{m}$	$mn + n^2 \log n$ [154]	$mn \log \frac{n^2}{m}$ [89]
	this work	$c^{3/2} n \log n$		$n^2 \log^3 n$	
processors used in \mathcal{RNC}	previous	$n^{4.37}$ [115, 73]		Unknown	\mathcal{P} -complete [79]
	this work	n^2		n^2	
sequential approximation time	previous			$(2 + \epsilon)$ in $O(m)$ [148]	
	this work			$(1 + \epsilon)$ in $O(m)$	

Figure 3.1: Bounds For the Minimum Cut Problem

certificates (described in Section 3.3) that can be used to speed up the augmenting algorithms. A side effect of their construction is the identification of an edge guaranteed not to be in the minimum cut; this leads to a *contraction-based algorithm* for minimum cuts that is simpler than the augmenting algorithms but has the same $\tilde{O}(mn)$ time bound; we discuss this algorithm in Section 3.4. Matula observed that sparse certificates could also be used to find a $(2 + \epsilon)$ -approximation to the minimum cut in linear time; we discuss this algorithm in Section 3.5.

After describing these previous results, we contrast our contributions with them in Section 3.6.

3.2 Augmentation Based Algorithms

The oldest minimum cut algorithms work by *augmenting* a dual structure that, when it is maximized, reveals the minimum cut. Note that the undirected minimum cut problem on which we focus is a special case of the directed minimum cut problem. In a directed graph, the value of cut (S, T) is the number or weight of edges with head in S and tail in T . An algorithm to solve the directed cut problem can solve the undirected one as well: given an

undirected graph, replace each edge connecting v and w with two edges, one directed from v to w and the other from w to v . The value of the directed minimum cut in the new graph equals the value of the undirected minimum cut in the original graph.

3.2.1 Flow based approaches

The first algorithm for finding minimum cuts used the duality between s - t minimum cuts and s - t maximum flows [50, 59]. A good discussion of these algorithms can be found in [3]. Since an s - t maximum flow saturates every s - t minimum cut, it is straightforward to find an s - t minimum cut given an s - t maximum flow—for example, the set of all vertices reachable from the source s in the residual graph of a maximum flow forms one side of such an s - t minimum cut. An s - t maximum flow algorithm can thus be used to find an s - t minimum cut, and minimizing over all $\binom{n}{2}$ possible choices of s and t yields a minimum cut. In 1961, Gomory and Hu [82] introduced the concept of a *flow equivalent tree* and observed that the minimum cut could be found by solving only $n - 1$ maximum flow problems. In their classic book *Flows in Networks* [60], Ford and Fulkerson comment on the method of Gomory and Hu:

Their procedure involved the successive solution of precisely $n - 1$ maximal flow problems. Moreover, many of these problems involve smaller networks than the original one. Thus one could hardly ask for anything better.

This attitude was prevalent in the following 25 years of work on the minimum cut problem. The focus in minimum cut algorithms was on developing better maximum flow algorithms and better methods of performing series of maximum flow computations.

Maximum flow algorithms have become progressively faster over the years. Currently, the fastest algorithms are based on the push-relabel method of Goldberg and Tarjan [78]. Their early implementation of this method runs in $O(mn \log(n^2/m))$ time. Many subsequent algorithms have reduced the running time. Currently, the fastest deterministic algorithms, independently developed by King, Rao and Tarjan [121] and by Phillips and Westbrook [162]) run in $O(nm(\log_{\frac{m}{n \log n}} n))$ time. Randomization has not helped significantly. The fastest randomized maximum flow algorithm, developed by Cheriyan and Hagerup [28] runs in $O(mn + n^2 \log^2 n)$ time. There appears to be some sort of $O(mn)$ barrier below which maximum flow algorithms cannot go. Finding a minimum cut by directly applying any of these algorithms in the Gomory-Hu approach requires $\Omega(mn^2)$ time.

There have also been successful efforts to speed up the series of maximum flow computations that arise in computing a minimum cut. The basic technique is to pass information among the various flow computations so that computing all n maximum flows together takes less time than computing each one separately. Applying this idea, Podderugin [164], Karzanov and Timofeev [116], and Matula [147] independently discovered several algorithms that determine edge connectivity in unweighted graphs in $O(mn)$ time. Hao and Orlin [89] obtained similar types of results for weighted graphs. They showed that the series of $n - 1$ related maximum flow computations needed to find a minimum cut can all be performed in roughly the same amount of time that it takes to perform one maximum flow computation, provided the maximum flow algorithm used is a non-scaling push-relabel algorithm. They used the fastest such algorithm, that of Goldberg and Tarjan, to find a minimum cut in $O(mn \log(n^2/m))$ time.

3.2.2 Gabow's Round Robin Algorithm

Quite recently, Gabow [67] developed a more direct augmenting-algorithm approach to the minimum cut problem. It is based on a matroid characterization of the minimum cut problem and is analogous to the augmenting paths algorithm for maximum flows. We reconsider the maximum flow problem. The duality theorem of [59] says that the value of the s - t minimum cut is equal to maximum number of edge-disjoint directed s - t paths that can be “packed” in the graph. Gabow's minimum cut algorithm is based on an analogous observation that the minimum cut corresponds to a packing of disjoint directed trees.

Gabow's algorithm is designed for directed graphs and is based on earlier work of Edmonds [47]. Given a directed graph and a particular vertex s , a *minimum s -cut* is a cut (S, \bar{S}) such that $s \in S$ and the number of directed edges crossing from S to \bar{S} is minimized. Since the minimum cut in a graph is a minimum s -cut either in G or in G with all edges reversed, finding a global minimum cut in reduces to finding a minimum s -cut. We define a spanning tree in the standard fashion, ignoring edge directions. We define a *complete k -intersection at s* as a set of k edge-disjoint spanning trees that induce an indegree of exactly k on every vertex but s .

Gabow's algorithm is based upon the following characterization of minimum cuts:

The minimum s -cut of a graph is equal to the maximum number c such that a complete c -intersection at s exists.

This characterization corresponds closely to that for maximum flows. Gabow notes that the edges of a complete k -intersection can be redistributed into k spanning trees rooted at and directed away from s . Thus, just as the minimum s - t cut is equal to the maximum number of disjoint paths directed from s to t , the minimum s -cut is equal to the maximum number of disjoint spanning trees directed away from s .

Gabow's minimum cut algorithm uses a subroutine called the Round Robin Algorithm (**Round-Robin**). This subroutine takes as input a graph G with a complete k -intersection. In $O(m \log(n^2/m))$ time, it either returns a complete $(k+1)$ -intersection or proves that the minimum cut is k by returning a cut of value k . **Round-Robin** can therefore be seen as a cousin of the standard augmenting path algorithm for maximum flows: instead of augmenting by a path, it augments by a spanning tree. We can think of this as attempting to send flow simultaneously from s to every vertex in order to find the vertex with the smallest possible max-flow from s .

Gabow's algorithm for finding a minimum cut is to repeatedly call **Round-Robin** until it fails. The number of calls needed is just the value c of the minimum cut; thus the total running time of his algorithm is $O(cm \log(n^2/m))$. Gabow's algorithm can be applied to undirected graphs if we replace each undirected edge $\{u, v\}$ with two directed edges (u, v) and (v, u) .

Gabow's algorithm is fastest on graphs with small minimum cuts, and is thus a good candidate for a random sampling approach. We apply this idea in Section 6.3 to develop linear time approximation algorithms and an $\tilde{O}(m\sqrt{c})$ -time exact algorithm for undirected graphs.

3.2.3 Parallel algorithms

Parallel algorithms for the minimum cut problem have also been explored, though with much less satisfactory results. For undirected and unweighted graphs, Khuller and Schieber [118] gave an algorithm that uses cn^2 processors to find a minimum cut of value c in $\tilde{O}(c)$ time; this algorithm is therefore in \mathcal{NC} when c is polylogarithmic in n .

For directed unweighted graphs, the \mathcal{RNC} matching algorithms of Karp, Upfal, and Wigderson [115] or Mulmuley, Vazirani, and Vazirani [152] can be combined with a reduction of s - t maximum flow problems to matching [115] to yield \mathcal{RNC} algorithms for s - t minimum cuts. We can find a minimum cut by performing $2n$ of these s - t cut computations in parallel (fix a vertex s , and find minimum s - v and v - s cuts for each other vertex v). Unfortunately,

the processor bounds are quite large—the best bound, using Galil and Pan’s [73] adaptation of [115], is $n^{4.37}$.

These unweighted directed graph algorithms can be extended to work for weighted graphs by treating an edge of weight w as a set of w parallel edges. If W is the sum of all the edge weights then the number of processors needed is proportional to W ; hence the problem is not in \mathcal{RNC} unless the edge weights are given in unary. If we combine these algorithms with the scaling techniques of Edmonds and Karp [49], as suggested in [115], the processor count is $mn^{4.37}$ and the running times are proportional to $\log W$. Hence, the algorithms are not in \mathcal{RNC} unless $W = n^{\text{polylog } n}$.

The lack of an \mathcal{RNC} algorithm is not surprising. Goldschlager, Shaw, and Staples [79] showed that the s - t minimum cut problem on weighted directed graphs is \mathcal{P} -complete. In section 4.5.4 we note a simple reduction to their result that proves that the weighted directed minimum cut problem is also \mathcal{P} -complete. Therefore, a (randomized) parallel algorithm for the directed minimum cut problem would imply that $\mathcal{P} \subseteq \mathcal{NC}(\mathcal{RNC})$, which is believed to be unlikely.

An interesting open question is whether Gabow’s Round Robin algorithm can be parallelized efficiently using maximal matching techniques as for maximum flows; doing so would give a more effective algorithm than the ones based on maximum flows that must consider all source-sink pairs simultaneously.

3.3 Sparse Connectivity Certificates

The augmentation-based algorithms we have just discussed typically examine all the edges in a graph in order to perform one augmentation. It is therefore convenient that we can often preprocess the graph to reduce the number of edges we have to examine.

The tool we use is *sparse certificates*. Certificates apply to any monotone increasing property of graphs—one that holds for graph G if it holds for some proper subgraph of G . Given such a property, a sparse certificate for G is a sparse subgraph that has the property, proving that G has it as well. The advantage is that since the certificate is sparse, the property can be verified more quickly. For example, Eppstein et al [51] give sparse-certificate techniques that improve the running times of dynamic algorithms for numerous graph problems such as connectivity, bipartitioning, and minimum spanning trees.

Minimum cut algorithms can effectively use a particular sparse *connectivity* certificate.

Using this certificate, it is often possible to discard many edges from a graph before computing minimum cuts. Discarding edges makes many algorithms (such as Gabow's) run faster. Nagamochi and Ibaraki [155] give a linear-time algorithm called *scan-first search* for constructing such a certificate. A side effect of their algorithm is the identification of one edge that is not in the minimum cut; this motivates the development of *contraction-based algorithms* as an alternative to augmentation-based algorithms. Matula [148] noticed that the certificate could be used as the centerpiece of a linear time sequential algorithm for finding a $(2 + \epsilon)$ -approximation to the minimum cut in a graph.

3.3.1 Definition

Definition 3.3.1 *A sparse k -connectivity certificate for an n -vertex graph G is a subgraph H of G such that*

1. H contains at most kn edges, and
2. H contains all edges crossing cuts of value k or less.

This definition extends to weighted graphs if we equate an edge of weight w with a set of w unweighted edges with the same endpoints—the bound in size becomes a bound on the total weight of remaining edges. It follows from the definition that if a cut has value $v \leq k$ in G , then it has the same value v in H . On the other hand, any cut of value greater than k in G has value at least k in H . Therefore, if we are looking for cuts of value less than k in G , we might as well look for them in H , since they are the same. The advantage is that H may have many fewer edges than G . Nagamochi and Ibaraki made this approach feasible by presenting an algorithm that constructs a sparse k -connectivity certificate in $O(m)$ time on unweighted graphs, independent of k . On weighted graphs, the running time of their algorithm increases to $O(m + n \log n)$.

Consider, for example, Gabow's minimum cut algorithm from the previous section. It runs in $O(cm \log(m/n))$ -time on an n -vertex m -edge graph with minimum cut c . If we knew c , we could use the Nagamochi-Ibaraki algorithm to construct a sparse $(c + 1)$ -connectivity certificate. This certificate would have the same minimum cuts of value c as the original graph, but only $(c + 1)n$ edges. Thus Gabow's algorithm would run in $O((nc)c \log((nc)/n))$ time on the certificate. The overall time for Gabow's algorithm therefore improves to $O(m + c^2n \log(n/c))$. If c is not known, we start by guessing $c = 1$ and then repeatedly doubling our guess; the running time remains $\tilde{O}(m + (1 + 2^2 + 4^2 + \dots + c^2)n) = \tilde{O}(m + c^2n)$.

The only sparse k -connectivity certificate known at present is a *maximal k -jungle*, which we now define.

Definition 3.3.2 *A k -jungle is a set of k disjoint forests in G .*

Definition 3.3.3 *A maximal k -jungle is a k -jungle such that no other edge in G can be added to any one of the jungle's forests without creating a cycle in that forest.*

Lemma 3.3.4 ([154]) *A maximal k -jungle contains all the edges in any cut of k or fewer edges.*

Proof: Consider a maximal k -jungle J , and suppose it contains fewer than k edges of some cut. Some forest in J must have no edge from this cut. Any cut edge not in J could be added to this forest without creating a cycle, so all cut edges must already be in J . ■

It follows that a maximal k -jungle is a sparse k -connectivity certificate, because each forest in the jungle contains at most $n - 1$ edges.

3.3.2 Construction

The simplest algorithm for constructing a maximal k -jungle is a greedy one: find and delete a spanning forest from G k times. Nagamochi and Ibaraki give an implementation of this greedy construction called **Scan-First-Search**. It takes a single pass through the edges and labels them according to which iteration of the greedy algorithm would delete them. This labeling allows them to construct the k -jungle in linear time (or $O(m + n \log n)$ time on weighted graphs) by identifying the set of edges with labels at most k .

Scan-First-Search constructs certificates with an important additional property. In a graph with minimum cut c , at least one edge will *not* be in the first c forests of the jungle. This edge cannot be in the minimum cut, because by definition all edges in a cut of value c are contained in the first c forests. This means that the edge given the largest label by **Scan-First-Search** will not be in the minimum cut. We will see in the next section that this information can be used effectively to find minimum cuts.

We can also consider parallel sparse certificate algorithms. These play an important role in several other parts of our work. Cheriyan, Kao, and Thurimella [29] give a parallel sparse certificate algorithm that runs in $O(k \log n)$ time using $m + kn$ processors. It is thus in \mathcal{NC} when $k = O(\text{polylog } n)$. In Section 5.2, we give a better parallel sparse certificate

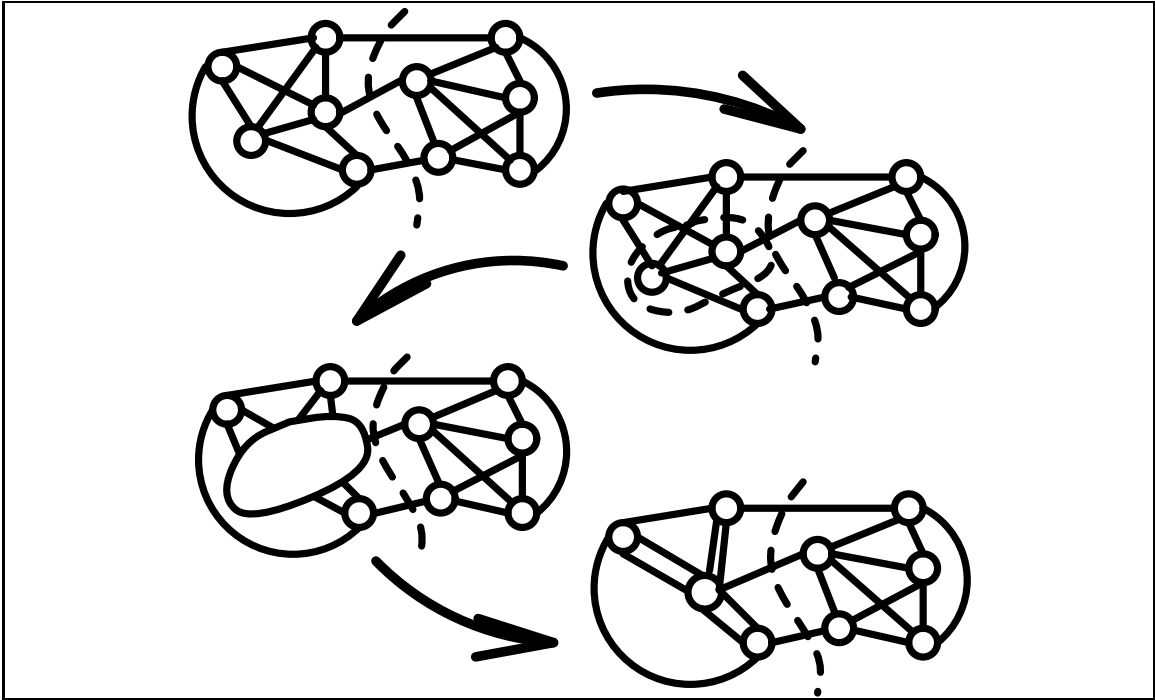


Figure 3.2: Contraction

algorithm that runs in $O(\text{polylog } n)$ time using kn processors, and is therefore in \mathcal{NC} when k is polynomial.

3.4 Nagamochi and Ibaraki's Contraction Algorithm

As we just mentioned, `Scan-First-Search` has a side effect of identifying an edge that is not in the minimum cut. Nagamochi and Ibaraki [154, 155] use this fact in developing a minimum cut algorithm based on the idea of *contraction*. If an edge is not in the minimum cut, then its endpoints must be on the same side of the minimum cut. Therefore, if we merge the two endpoints into a single vertex, we will get a graph with one less vertex but with the same minimum cut as the original graph. An example of an edge contraction is given in Figure 3.2.

To contract two vertices v_1 and v_2 we replace them by a vertex v , and let the set of edges incident on v be the union of the sets of edges incident on v_1 and v_2 . We do not merge edges from v_1 and v_2 that have the same other endpoint; instead, we create multiple instances of those edges. However, we remove self loops formed by edges originally connecting v_1 to v_2 .

Formally, we delete all edges (v_1, v_2) , and replace each edge (v_1, w) or (v_2, w) with an edge (v, w) . The rest of the graph remains unchanged. We will use $G/(v_1, v_2)$ to denote graph G with edge (v_1, v_2) contracted (by *contracting an edge*, we will mean contracting the two endpoints of the edge). Extending this definition, for an edge set F we will let G/F denote the graph produced by contracting all edges in F (the order of contractions is irrelevant up to isomorphism).

Remark: Note the difference between the contraction rule used here and that used in the minimum spanning tree algorithm. There, all edges but the minimum weight edge in a group of parallel edges were deleted; here, all edges in a parallel group remain. ■

Contraction is used as the fundamental operation in Nagamochi and Ibaraki's algorithm **NI-Contract** shown in Figure 3.3.

```

Procedure NI-Contract( $G$ )

repeat until  $G$  has 2 vertices

    find an edge  $(v, w)$  not in the minimum cut using Scan-first-search
    let  $G \leftarrow G/(v, w)$ 

return  $G$ 

```

Figure 3.3: A Generic Contraction-Based Algorithm

When **NI-Contract** terminates, each original vertex has been contracted into one of the two remaining “metavertices.” These metavertices defines a cut of the original graph: each side corresponds to the vertices contained in one of the metavertices. More formally, at any point in the algorithm, we can define $s(a)$ to be the set of original vertices contracted to a current metavertex a . Initially $s(v) = v$ for each $v \in V$, and whenever we contract (v, w) to create vertex x we set $s(x) = s(v) \cup s(w)$. We say a cut (A, B) in the contracted graph *corresponds to* a cut (A', B') in G , where $A' = \cup_{a \in A} s(a)$ and $B' = \cup_{b \in B} s(b)$. Note that a cut and its corresponding cut will have the same value. When the Contraction Algorithm terminates, yielding a graph with two metavertices a and b , we have a corresponding cut (A, B) in the original graph, where $A = s(a)$ and $B = s(b)$.

Lemma 3.4.1 *A cut (A, B) is output by NI-Contract if and only if no edge crossing (A, B) is contracted by the algorithm.*

Proof: The only if direction is obvious. For the other direction, consider two vertices on opposite sides of the cut (A, B) . If they end up in the same metavertex, then there must be a path between them consisting of edges that were contracted. However, any path between them crosses (A, B) , so an edge crossing cut (A, B) would have had to be contracted. This contradicts our hypothesis. ■

Corollary 3.4.2 *NI-Contract outputs a minimum cut.*

Proof: By assumption, no edge in the minimum cut is ever contracted. ■

Now note that **NI-Contract** performs exactly $n - 2$ iterations, since the number of vertices is reduced by one each time. Therefore, the running time of **NI-Contract** is $n - 2$ times the time needed to find a non-minimum-cut edge. Nagamochi and Ibaraki's sparse-certificate algorithm identifies a non-minimum-cut edge in linear time and therefore yields an implementation of **NI-Contract** that runs in $O(mn)$ time on unweighted graphs (and $O(mn + n^2 \log n)$ time on weighted graphs). This implementation improves on maximum flow based algorithms in terms of both running-time bound and practicality.

3.5 Matula's $(2 + \epsilon)$ -Approximation Algorithm

Matula's $(2 + \epsilon)$ -approximation algorithm [148] also uses sparse certificates as its main ingredient. It modifies the approach of Nagamochi and Ibaraki's contraction-based algorithm, using the fact that if many non-minimum-cut edges are found and contracted simultaneously, only a few iterations will be needed. See Procedure **Approx-min-cut** in Figure 3.4.

We describe the algorithm as one that approximates the cut value; it is easily modified to find a cut with the returned value. The basic idea is to find a sparse certificate that contains all minimum cut edges and then contract all edges not in the certificate. The algorithm works quickly because so long as we do not have a good approximation to the minimum cut at hand, we can guarantee that many edges are contracted each time.

Lemma 3.5.1 *Given a graph with minimum cut c , the approximation algorithm returns a value between c and $(2 + \epsilon)c$.*

Proof: Clearly the value is at least c because it corresponds to some cut the algorithm encounters. For the upper bound, we use induction on the size of G . We consider two cases.

Procedure `Approx-Min-Cut(G)`

1. Let δ be the minimum degree of G .
2. Let $k = \delta / (2 + \epsilon)$.
3. Find a sparse k -connectivity certificate for G .
4. Construct G' from G by contracting all non-certificate edges.
5. Return $\min(\delta, \text{Approx-Min-Cut}(G'))$.

Figure 3.4: Matula's Approximation Algorithm

If $\delta < (2 + \epsilon)c$, then since we return a value of at most δ , the algorithm is correct. On the other hand, if $\delta \geq (2 + \epsilon)c$, then $k \geq c$. It follows that the sparse certificate we construct contains all the minimum cut edges. Thus no edge in the minimum cut is contracted while forming G' , so G' has minimum cut c . By the inductive hypothesis, the recursive call returns a value between c and $(2 + \epsilon)c$. ■

Lemma 3.5.2 *In an unweighted graph, the number of levels of recursion in the approximation algorithm is $O(\log m)$.*

Proof: If G has minimum degree δ , it must have at least $\delta n / 2$ edges. On the other hand, the graph G' that we construct contains at most $k(n - 1) = \delta(n - 1) / (2 + \epsilon)$ edges. It follows that each recursive step reduces the number of edges in the graph by a constant factor; thus at a recursion depth of $O(\log m)$ the problem can be solved trivially. ■

Remark: The extra ϵ factor above 2 is needed to ensure a significant reduction in the number of edges at each stage and thus keep the recursion depth small. The depth of recursion is in fact $\Theta(\epsilon^{-1} \log m)$ and the total work done $O(m/\epsilon)$. ■

Corollary 3.5.3 *For unweighted graphs, a $(2 + \epsilon)$ -approximation to the minimum cut can be found in $O(m/\epsilon)$ time.*

Proof: All the steps of Matula's approximation algorithm take $O(m)$ time, except for finding a sparse certificate which takes $O(m)$ time using `Scan-First-Search`. ■

Remark: Matula’s Algorithm can be modified to run on weighted graphs if we use the $O(m + n \log n)$ -time weighted-graph version of **Scan-First-Search**. We need to use a linear-time preprocessing step (described in Section ??) to ensure that the number of iterations of scanning is $O(\log n)$. The resulting algorithm runs in $O(m(\log n)/\epsilon)$ time. ■

We can also consider using the parallel sparse certificate algorithm of [29]. This algorithm uses m processors and finds a sparse k -connectivity certificate in $\tilde{O}(k)$ time.

Corollary 3.5.4 *In a graph with minimum cut c , a $(2 + \epsilon)$ -approximation to the minimum cut can be found in $\tilde{O}(c/\epsilon)$ time.*

3.6 New Results

In the next few chapters, we will present new algorithms for solving the minimum cut problem. Here, we outline the various results we present and compare them to previous best bounds. Consider a graph with m edges, n vertices, and minimum cut c . Many of our results can be seen as circling around the following (quite possibly achievable) goal: develop deterministic linear-time sequential and linear-processor parallel algorithms for finding minimum cuts.

In Chapter 4, we develop a powerful new application of the contraction ideas of Section 3.4. Our randomized *Recursive Contraction Algorithm* is strongly polynomial (see Section 1.3) and runs in $O(n^2 \log^3 n)$ time—a significant improvement on the previous $\tilde{O}(mn)$ bounds. It is also parallelizable to run in \mathcal{RNC} using n^2 processors. This gives the first proof that the minimum cut can be found in \mathcal{RNC} . The algorithm can be used to enumerate all *approximately minimum cuts* in a graph (those with a value any constant factor times the minimum cut’s) in polynomial time and in \mathcal{RNC} , and to prove that there are few such cuts. These results have important applications in the study of network reliability [170, 36]. For example, we use small-cut enumeration to give the first fully polynomial time approximation scheme for the all-terminal network reliability problem—the problem of determining the likelihood that a graph becomes disconnected if each of its edges fails with a certain probability.

In Chapter 5, we apply derandomization techniques and our cut enumeration theorems to develop a deterministic parallel algorithm for minimum cuts, yielding the first proof that the minimum cut problem can be solved in \mathcal{NC} . To do so, we present a new deterministic parallel algorithm for finding sparse connectivity certificates. This lets us parallelize

Matula's sequential algorithm for finding a $(2 + \epsilon)$ -approximation to the minimum cut in unweighted graphs. We then show that the minimum cut problem can be reduced in \mathcal{NC} to the unweighted minimum cut approximation problem just solved. Sparse certificates also play an important role in many of the algorithms that follow.

In Chapter 6, we use our results on enumeration of small cuts to prove a cut sampling theorem that shows that cuts take predictable values under random sampling. We show how this fact leads to a linear time algorithm for estimating the minimum cut to within $(1 + \epsilon)$, thus improving on Matula's approximation algorithm. We also use it to extend our linear processor 2-approximation algorithm to weighted graphs, and to give fast algorithms for maintaining the minimum cut dynamically. In contrast to the Contraction Algorithm which is Monte Carlo, these algorithms can be made Las Vegas. Using a randomized divide-and-conquer scheme for unweighted graphs, we accelerate Gabow's algorithm to run in $\tilde{O}(m\sqrt{c})$ time. In Chapter 10, we extend this approach, developing randomized divide and conquer algorithms for s - t minimum cut and maximum flow problems. We also give applications to other cut-related problems such as minimum s - t cuts and maximum flows.

In Chapter 9, we discuss extensions to our Contraction Algorithm. The Recursive Contraction Algorithm can be used to compute (and enumerate) all *minimum multiway cuts*. The Contraction Algorithm provides a significantly faster solution than was previously known, and also gives the first \mathcal{RNC} algorithm for the problem. A variant of the algorithm can be used to construct the *cactus representation* of minimum cuts in a graph. In two complexity theoretic results, we show that the minimum cut can be found in polynomial time using only $O(n)$ space, and in $O(\log n)$ time on an EREW PRAM, matching the lower bound.

Chapter 4

Randomized Contraction Algorithms

4.1 Introduction

4.1.1 Overview of Results

In this chapter, we present the Recursive Contraction Algorithm.¹ It is a random-selection based algorithm, relying in the fact that a “typical” graph edge is not in the minimum cut. It is therefore analogous to quicksort. While quicksort could use a linear time median finding algorithm to pick a pivot with guaranteed good performance, it instead assumes that a randomly chosen pivot would work well. Similarly, rather than using Nagamochi and Ibaraki’s slow algorithm for identifying an edge not in the minimum cut, we pick one at random and assume it is not in the minimum cut. This approach leads to a strongly polynomial algorithm that runs in $O(n^2 \log^3 n)$ time—a significant improvement on the previous $\tilde{O}(mn)$ bounds.

With high probability, our algorithm finds the minimum cut—in fact, it finds *all* minimum cuts. This suggests that the minimum cut problem may be fundamentally easier to solve than the maximum flow problem. The parallel version of our algorithm runs in polylogarithmic time using n^2 processors on a PRAM. It thus provides the first proof that the minimum cut problem with arbitrary edge weights can be solved in \mathcal{RNC} . It is also an *efficient* \mathcal{RNC} algorithm for the minimum cut problem in that the total work it performs is

¹Parts of this chapter appeared in [102] and (joint with Clifford Stein) [110].

within a polylogarithmic factor of that performed by the best sequential algorithm (namely, the one presented here). In a contrasting result, we show that the directed minimum cut problem is \mathcal{P} -complete and thus appears unlikely to have an \mathcal{RNC} solution.

Our algorithm is extremely simple and, unlike the best flow-based approaches, does not rely on any complicated data structures such as dynamic trees [177]. The most time consuming steps of the sequential version are simple computations on arrays, while the most time consuming steps in the parallel version are sorting and computing connected components. All of these computations can be performed practically and efficiently. We have implemented the algorithm and determined that it works well in practice.

A drawback of our algorithm is that it is *Monte Carlo*. Monte Carlo Algorithms give the right answer with high probability but not with certainty. For many problems, such a flaw can be rectified because it is possible to verify a “certificate” of the correctness of the output and rerun the algorithm if the output is wrong. This modification turns Monte Carlo Algorithms into *Las Vegas* algorithms that are guaranteed to produce the right answer but have a small probability of taking a long time to do so. Unfortunately, all presently known minimum cut certificates (such as maximum flows, or the complete intersections of Gabow’s algorithm) take just as long to construct when the minimum cut is known as when it is unknown. Thus we can provide no speedup if a guarantee of the minimum cut value is desired.

Matching the importance of the Contraction Algorithm is a corollary that follows from its abstract implementation. This corollary bounds the number of *approximately minimum* cuts in a graph, and is the linchpin of all the sampling theorems and algorithms that follow in Chapters 5, 6, 10, and 10. It also has important implications in analyzing network reliability.

4.1.2 Overview of Presentation

We start with an abstract formulation of the *Contraction Algorithm* in Section 4.2. This extremely simple algorithm has an $\Omega(1/n^2)$ probability of outputting a minimum cut. It is based on the observation that the edges of a graph’s minimum cut form a very small fraction of the graph’s edges, so that a randomly selected edge is unlikely to be in the minimum cut. Therefore, if we choose an edge at random and contract its endpoints into a single vertex, the probability is high that the minimum cut will be unaffected. We therefore find the minimum cut by repeatedly choosing and contracting random edges until the minimum

cut is apparent.

Moving from the abstract formulation to a more concrete algorithm divides naturally into two stages. In the first stage, we show how to efficiently implement the repeated selection and contraction of edges that forms a single trial of the Contraction Algorithm. Section 4.3 uses a simple adjacency matrix scheme to implement the algorithm in $O(n^2)$ time.

The second stage deals with the need for multiple trials of the Contraction Algorithm. Given the $\Omega(1/n^2)$ success probability of the Contraction Algorithm, repeating it $O(n^2 \log n)$ times gives a high probability of finding the minimum cut in some trial. However, this approach yields undesirably high sequential time and parallel processor bounds of $\tilde{O}(n^4)$. Thus in Section 4.4 we show how the $O(n^2 \log n)$ necessary trials can share their work so that the total work performed by any one trial is $\tilde{O}(1)$. This amortization gives our $\tilde{O}(n^2)$ sequential time bounds.

We next give parallel implementations of the Contraction Algorithm. To achieve parallelism, we “batch together” numerous selections and contractions, so that only a few contraction phases are necessary. We present a simple but slightly inefficient (by logarithmic factors) parallel implementation in Section 4.5. This implementation suffices to show that minimum cuts of undirected graphs can be found in \mathcal{RNC} . In contrast, in Section 4.5.4 we show that the corresponding directed graph problem is \mathcal{P} -complete.

In section 4.6, we give an asymptotically better (and more practical) implementation of the Contraction Algorithm that runs in linear time sequentially and is more efficient in parallel than our previous implementation. This gives us improved sequential time bounds on certain classes of graphs as well as a more efficient parallel algorithm.

In Section 4.7, we return to the abstract description of the Contraction Algorithm and use it to bound the number of approximately minimum cuts in a graph. We then show how the algorithm can be modified to find all the approximately minimum cuts. As an application, in Section 10.1, we give the first fully polynomial time approximation scheme for the *all-terminal network reliability problem* of determining the probability that a network remains connected if its edges suffer random failures.

4.2 The Contraction Algorithm

In this section we present an abstract version of the Contraction Algorithm. This version of the algorithm is particularly intuitive and easy to analyze. In later sections, we will describe how to implement it efficiently.

4.2.1 Unweighted Graphs

For now, we restrict our attention to unweighted multigraphs (*i.e.*, graphs that may have multiple edges between one pair of vertices). The Contraction Algorithm is a variant of Nagamochi and Ibaraki's contraction-based algorithm (presented in Section 3.4). Assume initially that we are given a multigraph $G(V, E)$ with n vertices and m edges. The Contraction Algorithm is based on the idea that since the minimum cut is small, a randomly chosen edge is unlikely to be in the minimum cut. The Contraction Algorithm, which is described in Figure 4.1, repeatedly chooses an edge at random and contracts it.

```

Procedure Contract( $G$ )

repeat until  $G$  has 2 vertices

    choose an edge  $(v, w)$  uniformly at random from  $G$ 

    let  $G \leftarrow G/(v, w)$ 

return  $G$ 

```

Figure 4.1: The Contraction Algorithm

Theorem 4.2.1 *A particular minimum cut in G is returned by the Contraction Algorithm with probability at least $\binom{n}{2}^{-1} = \Omega(n^{-2})$.*

Proof: Fix attention on some specific minimum cut (A, B) with c crossing edges. We will use the term *minimum cut edge* to refer only to edges crossing (A, B) . From Lemma 3.4.1, we know that if we never select a minimum cut edge during the Contraction Algorithm, then the two vertices we end up with must define the minimum cut.

Observe that after each contraction, the minimum cut value in the new graph must still be at least c . This is because every cut in the contracted graph corresponds to a cut of the

same value in the original graph, and thus has value at least c . Furthermore, if we contract an edge (v, w) that does not cross (A, B) , then the cut (A, B) corresponds to a cut of value c in $G/(v, w)$; this corresponding cut is a minimum cut (of value c) in the contracted graph.

Each time we contract an edge, we reduce the number of vertices in the graph by one. Consider the stage in which the graph has r vertices. Since the contracted graph has a minimum cut of at least c , it must have minimum degree c , and thus at least $rc/2$ edges. However, only c of these edges are in the minimum cut. Thus, a randomly chosen edge is in the minimum cut with probability at most $2/r$. The probability that we never contract a minimum cut edge through all $n - 2$ contractions is thus at least

$$\begin{aligned} \left(1 - \frac{2}{n}\right) \left(1 - \frac{2}{n-1}\right) \cdots \left(1 - \frac{2}{3}\right) &= \binom{n-2}{n} \binom{n-3}{n-1} \cdots \binom{2}{4} \binom{1}{3} \\ &= \binom{n}{2}^{-1} \\ &= \Omega(n^{-2}). \end{aligned}$$

■

Remark: This bound is tight. In a cycle on n vertices, there are $\binom{n}{2}$ minimum cuts, one for each pair of edges in the graph. Each of these minimum cuts is produced by the Contraction Algorithm with equal probability, namely $\binom{n}{2}^{-1}$. ■

Remark: An alternative interpretation of the Contraction Algorithm is that we are randomly ranking the edges and then constructing a minimum spanning tree of the graph based on these ranks (using Kruskal's minimum spanning tree algorithm [133]). If we remove the heaviest edge in the minimum spanning tree, the two components that result have an $\Omega(n^{-2})$ chance of defining a particular minimum cut. This intuition forms the basis of the implementation of Section 4.6, as well as for certain dynamic approximation algorithms in Section 10.5. ■

The Contraction Algorithm can be halted when k vertices remain. We refer to this as *contraction to k vertices*. The following result is an easy extension of Theorem 4.2.1:

Corollary 4.2.2 *A particular minimum cut (A, B) survives contraction to k vertices with probability at least $\binom{k}{2} / \binom{n}{2} = \Omega((k/n)^2)$.*

4.2.2 Weighted Graphs

Extending the Contraction Algorithm to weighted graphs is simple. For a given weighted graph G , we consider a corresponding unweighted multigraph G' on the same set of vertices. An edge of weight w in G is mapped to a collection of w parallel unweighted edges in G' . The minimum cuts in G and G' are the same, so it suffices to run the Contraction Algorithm on G' . We choose a pair of vertices to contract in G' by selecting an edge of G' uniformly at random. Therefore, the probability that we contract u and v is proportional to the number of edges connecting u and v in G' , which is just the weight of the edge (u, v) in G . This interpretation leads to the weighted version of the Contraction Algorithm given in Figure 4.2.

```

Procedure Contract( $G$ )

repeat until  $G$  has 2 vertices

    choose an edge  $(v, w)$  with probability proportional to the weight of  $(v, w)$ 

    let  $G \leftarrow G/(v, w)$ 

return  $G$ 

```

Figure 4.2: The Weighted Contraction Algorithm

The analysis of this algorithm follows immediately from the unweighted case.

Corollary 4.2.3 *The Weighted Contraction Algorithm outputs a particular minimum cut of G with probability $\Omega(1/n^2)$.*

4.3 Implementing the Contraction Algorithm

We now turn to implementing the algorithm described abstractly in the previous section. First, we give a version that runs in $O(n^2)$ time and space. Later, we shall present a version that runs in $O(m)$ time and space with high probability and is also parallelizable. This first method, though, is easier to analyze, and its running time does not turn out to be the dominant factor in our analysis of the time to find minimum cuts.

To implement the Contraction Algorithm we use an $n \times n$ weighted adjacency matrix W . The entry $W(u, v)$ contains the weight of edge (u, v) , which can equivalently be viewed

as the number of multigraph edges connecting u and v . If there is no edge connecting u and v then $W(u, v) = 0$. We also maintain the total (weighted) degree $D(u)$ of each vertex u , thus $D(u) = \sum_v W(u, v)$.

We now show how to implement two steps: randomly selecting an edge and performing a contraction.

4.3.1 Choosing an Edge

A fundamental operation that we need to implement is the selection of an edge with probability proportional to its weight. A natural method is the following. First, from edges e_1, \dots, e_m with weights w_1, \dots, w_m , construct *cumulative weights* $W_k = \sum_{i=1}^k w_i$. Then choose an integer r uniformly at random from $0, \dots, W_m$ and use binary search to identify the edge e_i such that $W_{i-1} \leq r < W_i$. This can easily be done in $O(\log W)$ time. While this bound is not a strongly polynomial bound since it depends on the edge weights being small, we will temporarily ignore this issue. For the time being, we assume that we have a black-box subroutine called **Random-Select**. The input to **Random-Select** is a cumulative weight array of length m . **Random-Select** runs in $O(\log m)$ time and returns an integer between 1 and m , with the probability that i is returned being proportional to w_i . In practice the lack of strong polynomiality is irrelevant since implementors typically pretend that their system-provided random number generator can be made to return numbers in an arbitrarily large range by scaling. We provide theoretical justification for using **Random-Select** by giving a strongly polynomial implementation of it in the appendix (Section A.3).

We now use **Random-Select** to find an edge to contract. Our goal is to choose an edge (u, v) with probability proportional to $W(u, v)$. To do so, choose a first endpoint u with probability proportional to $D(u)$, and then once u is fixed choose a second endpoint v with probability proportional to $W(u, v)$. Each of these two choices requires $O(n)$ time to construct a cumulative weight array and one $O(\log n)$ -time call to **Random-Select**, for a total time bound of $O(n)$.

The following lemma, similar to one used by Klein, Plotkin, Stein and Tardos [122], proves the correctness of this procedure.

Lemma 4.3.1 *If an edge is chosen as described above, then $\Pr[(u, v) \text{ is chosen}]$ is proportional to $W(u, v)$.*

Proof: Let $\sigma = \sum_v D(v)$. Then

$$\begin{aligned}
 \Pr[\text{choose}(u, v)] &= \Pr[\text{choose } u] \cdot \Pr[\text{choose } (u, v) \mid \text{chose } u] \\
 &\quad + \Pr[\text{choose } v] \cdot \Pr[\text{choose } (u, v) \mid \text{chose } v] \\
 &= \frac{D(u)}{\sigma} \cdot \frac{W(u, v)}{D(u)} + \frac{D(v)}{\sigma} \cdot \frac{W(u, v)}{D(v)} \\
 &= \frac{2W(u, v)}{\sigma} \\
 &\propto W(u, v).
 \end{aligned}$$

■

4.3.2 Contracting an Edge

Having shown how to choose an edge, we now show how to implement a contraction. Given W and D , which represent a graph G , we explain how to update W and D to reflect the contraction of a particular edge (u, v) . Call the new graph G' and compute its representation via the algorithm of Figure 4.3.2. Intuitively, this algorithm moves all edges incident on v to u . The algorithm replaces row u with the sum of row u and row v , and replaces column u

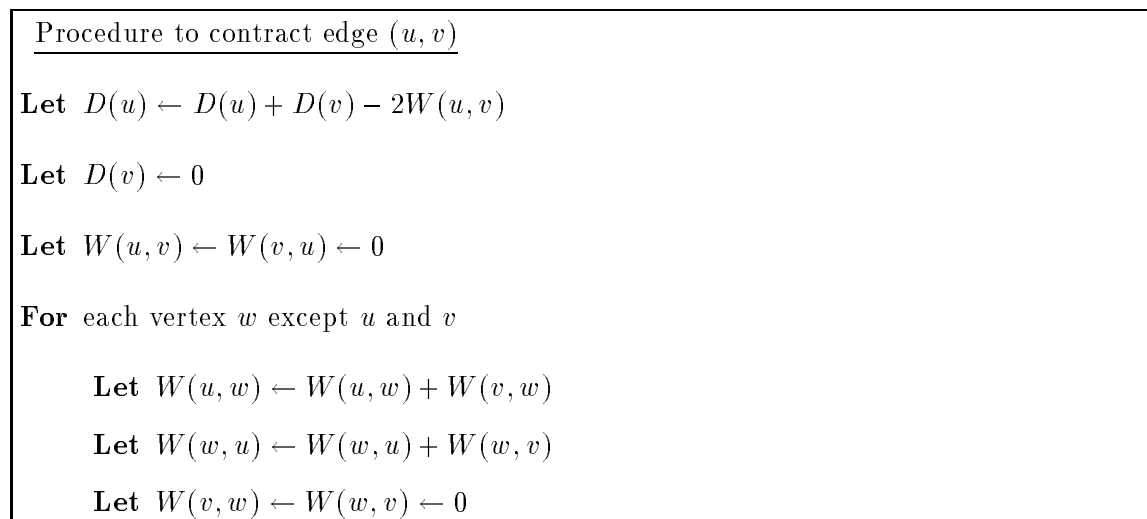


Figure 4.3: Contracting an Edge

with the sum of column u and column v . It then clears row v and column v . W and D now represent G' , since any edge that was incident to u or v is now incident to u and any two

edges of the form (u, w) and (v, w) for some w have had their weights added. Furthermore, the only vertices whose total weighted degrees have changed are u and v , and $D(u)$ and $D(v)$ are updated accordingly. Clearly, this procedure can be implemented in $O(n)$ time. Summarizing this and the previous section, we have shown that in $O(n)$ time we can choose an edge and contract it. This yields the following result:

Corollary 4.3.2 *The Contraction Algorithm can be implemented to run in $O(n^2)$ time.*

Observe that if the Contraction Algorithm has run to completion, leaving just two vertices u and v , then we can determine the weight of the implied cut by inspecting $W(u, v)$.

We can in fact implement the Contraction Algorithm using only $O(m)$ space. We do so by maintaining an adjacency list representation. All the edges incident to vertex v are in a linked list. In addition, we have pointers between the two copies of the same edge (v, w) (in the adjacency list of vertex v) and (w, v) (in the adjacency list for w). When v and w are merged, we traverse the adjacency list of v , and for each edge (v, u) find the corresponding edge (u, v) and rename it to (u, w) . Note that as a result of this renaming the adjacency lists will not be sorted. To handle this problem, whenever we choose to merge two vertices, we can merge their adjacency lists by using a bucket sort into n buckets based on the edges' other endpoints; the time for this merge thus remains $O(n)$ and the total time for the algorithm remains $O(n^2)$. In the worst case $m = \Theta(n^2)$, but for sparse graphs using this approach will save space.

4.4 The Recursive Contraction Algorithm

The Contraction Algorithm can be used by itself as an algorithm for finding minimum cuts. Since each trial has an $\Omega(n^{-2})$ probability of success, performing $O(n^2 \log n)$ trials will give a high probability of finding a minimum cut. However, the resulting sequential running time of $(n^4 \log n)$ is excessive. We therefore wrap the Contraction Algorithm within the *Recursive Contraction Algorithm*. The idea of this new algorithm is to share the bulk of the work among the $O(n^2 \log n)$ Contraction Algorithm trials so as to reduce the total work done.

We begin with some intuition as to how to speed up the Contraction Algorithm. Consider the contractions performed in one trial of the Contraction Algorithm. The first contraction has a reasonably low probability of contracting an edge in the minimum cut, namely

$2/n$. On the other hand, the last contraction has a much higher probability of contracting an edge in the minimum cut, namely $2/3$. This observation suggests that the Contraction Algorithm works well initially, but has poorer performance later on. We might improve our chances of success if, after partially contracting the graph, we switched to a (possibly slower) algorithm with a better chance of success on what remains.

One possibility is to use one of the deterministic minimum cut algorithms, such as **NI-Contract**, and this approach indeed yields some improvement. However, a better observation is that an algorithm that is more likely to succeed than the Contraction Algorithm is *two* trials of the Contraction Algorithm.

Therefore, we now use the Contraction Algorithm as a subroutine **Contract**(G, k), that accepts a weighted graph G and a parameter k and, in $O(n^2)$ time, returns a contraction of G to k vertices. With probability at least $\binom{k}{2}/\binom{n}{2}$ (Corollary 4.2.2), a particular minimum cut of the original graph will be preserved in the contracted graph. In other words, no vertices on opposite sides of this minimum cut will have been merged, so there will be a minimum cut in the contracted graph corresponding to the particular minimum cut of the original graph.

Consider the Recursive Contraction Algorithm described in Figure 4.4. We perform two independent trials. In each, we first partially contract the graph, but not so much that the likelihood of the cut surviving is too small. By contracting the graph until it has $n/\sqrt{2}$ vertices, we ensure a roughly 50% probability of not contracting a minimum cut edge, so we expect that on the average one of the two attempts will avoid contracting a minimum cut edge. We then recursively apply the algorithm to each of the two partially contracted graphs. As described, the algorithm returns only a cut value; it can easily be modified to return a cut of the given value. Alternatively, we might want to output every cut encountered, hoping to enumerate all the minimum cuts.

We now analyze the running time of this algorithm.

Lemma 4.4.1 *Algorithm Recursive-Contract runs in $O(n^2 \log n)$ time and uses $O(n^2)$ or $O(m \log(n^2/m))$ space (depending on the implementation **Contract**).*

Proof: One level of recursion consists of two independent trials of contraction of G to $n/\sqrt{2}$ vertices followed by a recursive call. Performing a contraction to $n/\sqrt{2}$ vertices can be implemented by Algorithm **Contract** from Section 4.3 in $O(n^2)$ time. We thus have the


```

Procedure Recursive-Contract( $G, n$ )

input A graph  $G$  of size  $n$ .

if  $G$  has 2 vertices  $a$  and  $b$ 

then return the weight of the corresponding cut in  $G$ 

else repeat twice
     $G' \leftarrow \text{Contract}(G, n/\sqrt{2})$ 
    Recursive-Contract( $G', n/\sqrt{2}$ ).

return the smaller of the two resulting values.

```

Figure 4.4: The Recursive Contraction Algorithm

following recurrence for the running time:

$$T(n) = 2 \left(n^2 + T \left(\frac{n}{\sqrt{2}} \right) \right). \quad (4.1)$$

This recurrence is solved by

$$T(n) = O(n^2 \log n),$$

and the depth of the recursion is $2 \log_2 n$.

Note that we have to store one graph at each level of the recursion, where the graph at the k^{th} level has $n_k = n/\sqrt{2^k}$ vertices. If we use the original adjacency matrix implementation of the Contraction Algorithm, then the space required is $O(\sum_k n^2/2^k) = O(n^2)$. To improve the space bound, we can use the linear-space variant of procedure **Contract**. Since at each level the graph has no more than $\min(m, n_k^2)$ edges and can be stored using $O(\min(m, n_k^2))$ space, the total storage needed is $\sum_k O(\min(m, n_k^2)) = O(m \log(n^2/m))$. ■

Remark: This analysis shows why the running time of the Contraction Algorithm is not the bottleneck in the Recursive Contraction Algorithm. We shall later present a linear time (in the number of edges) implementation of the Contraction Algorithm. However, since the recurrence we formulate must apply to the contracted graphs as well, there is no *a priori* bound on the number of edges in the graphs we encounter as subproblems. Therefore n^2 is the only bound we can put on the number of edges, and thus on the time needed to perform a contraction to $r/\sqrt{2}$ vertices, in the the r -vertex graphs we encounter in the recursion.

Furthermore, the existence of n^2 leaves in the recursion tree gives a lower bound of n^2 on the running time of `Recursive-Contract`, regardless of the speed of `Contract`. This is why the linear-time implementation of `Contract` that we shall give in Section 4.5 provides no speedup in general. ■

We now analyze the probability that the algorithm finds the particular minimum cut we are looking for. We will say that the Recursive Contraction Algorithm *finds* a certain minimum cut if that minimum cut corresponds to one of the leaves in the computation tree of the Recursive Contraction Algorithm. Note that if the algorithm finds any minimum cut then it will certainly output some minimum cut.

Lemma 4.4.2 *The Recursive Contraction Algorithm finds a particular minimum cut with probability $\Omega(1/\log n)$.*

Proof: Suppose that a particular minimum cut has survived up to some particular node in the recursion tree. It will survive to a leaf below that node if two criteria are met: it must survive one of the graph contractions at this node, and it must be found by the recursive call following that contraction. Each of the two branches thus has a success probability equal to the product of the probability that the cut survives the contraction and the probability that the recursive call finds the cut. The probability that the cut survives the contraction is, by Corollary 4.2.2, at least

$$\frac{(n/\sqrt{2})(n/\sqrt{2} - 1)}{n(n - 1)} = \frac{1}{2} - O(1/n).$$

This yields a recurrence $P(n)$ for a lower bound on the probability of success on a graph of size n :

$$P(n) = 1 - \left(1 - \frac{1}{2}P\left(\frac{n}{\sqrt{2}}\right)\right)^2 - O(1/n). \quad (4.2)$$

Assume for now that the $O(1/n)$ factor is negligible. We solve this recurrence through a change of variables. Letting $p_k = P(\sqrt{2^k})$, the recurrence above can be rewritten and simplified as

$$p_{k+1} = p_k - \frac{1}{4}p_k^2.$$

Let $z_k = 4/p_k - 1$, so $p_k = 4/(z_k + 1)$. Substituting this in the above recurrence and solving for z_{k+1} yields

$$z_{k+1} = z_k + 1 + 1/z_k.$$

It follows by induction that

$$k < z_k < k + H_{k-1} + 3,$$

where H_k is the k^{th} harmonic number [126]. Thus $z_k = k + O(\log k)$ and $p_k = 4/(z_k + 1) = 4/(k + O(\log k) + 1) = \Theta(1/k)$. It follows that

$$P(n) = p_{2 \log_2 n} = \Theta(1/\log n).$$

In other words, one trial of the Recursive Contraction Algorithm finds any particular minimum cut with probability $\Omega(1/\log n)$.

To handle the $O(1/n)$ term that we ignored, we can make a small change to procedure **Recursive-Contract** and contract from n vertices to $1 + n/\sqrt{2}$ instead of $n/\sqrt{2}$ before recursing. This makes the probability that a minimum cut survives exceed $1/2$, but also keeps a depth of recursion of $O(\log n)$, so the analysis of $P(n)$ becomes completely correct without changing the running time analysis. ■

Remark: Those familiar with branching processes might see that we are evaluating the probability that the extinction of contracted graphs containing the minimum cut does not occur before depth $2 \log n$. ■

Theorem 4.4.3 *All minimum cuts in an arbitrarily weighted undirected graph with n vertices and m edges can be found in $O(n^2 \log^3 n)$ time and $O(m \log(n^2/m))$ space (Monte Carlo).*

Proof: It is known ([44] and [140], see also Theorem 4.7.6) that there are at most $\binom{n}{2}$ minimum cuts in a graph. Repeating **Recursive-Contract** $O(\log^2 n)$ times gives an $O(1/n^4)$ chance of missing any particular minimum cut. Thus our chance of missing any one of the at most $\binom{n}{2}$ minimum cuts is negligible. ■

It is noteworthy that unlike the best algorithms for maximum flow, **Recursive-Contract** uses no non-trivial data structures. The algorithm has proven to be practical and easy to code.

We can view the running of the Recursive Contraction Algorithm as a binary computation tree, where each vertex represents a graph with some of its edges contracted and each edge represents a contraction by a factor of $\sqrt{2}$. A leaf in the tree is a contracted graph with 2 metaverices and defines a cut, potentially a minimum cut. The depth of this tree is $2 \log_2 n$, and it thus has n^2 leaves. This shows that the improvement over the direct use

of n^2 trials of the Contraction Algorithm comes not from generating a narrower tree (those trials also define a “tree” of depth 1 with n^2 leaves), but from being able to amortize the cost of the contractions used to produce a particular leaf.

If it suffices to output only one minimum cut, then we can keep track of the smallest cut encountered as the algorithm is run and output it afterwards in $O(n)$ time by unraveling the sequence of contractions that led to it. If we want to output all the minimum cuts, then the output might in fact become the dominant factor in the running time: there could be n^2 such cuts, each requiring $O(n)$ time to output as a list of vertices on each side of the cut. This problem is made even worse by the fact that some minimum cuts may be produced many times by the algorithm. Applegate [10] observed that there is a simple hashing technique that can be used to avoid outputting a cut more than once. At the beginning, assign to each vertex a random $O(\log n)$ -bit key. Whenever two vertices are merged by contractions, combine their keys with an exclusive-or. At a computation leaf in which there are only two vertices, the two keys of those vertices form an identifier for the particular cut that has been found. With high probability, no two distinct cuts we find will have the same identifiers. Thus by checking whether an identifier has already been encountered we can avoid outputting any cut that has already been output.

An alternative approach to outputting all minimum cuts is to output a concise representation of them; this issue is taken up in Section 9.3.

4.5 A Parallel Implementation

We now show how the Recursive Contraction Algorithm can be implemented in parallel (\mathcal{RNC}). To do so, we give an m processor \mathcal{RNC} implementation of the `Contract` by eliminating the apparently sequential nature of the selection and contraction of edges one at a time. Parallelizing `Recursive-Contract` is then easy.

As a first step, we will show how a series of selections and contractions needed for the Contraction Algorithm can be implemented in $\tilde{O}(m)$ time. The previous $O(n^2)$ time bound arose from a need to update the graph after each contraction. We circumvent this problem by grouping series of contractions together and performing them all simultaneously. As before, we focus initially on unweighted multigraphs. We start by giving our algorithms as sequential ones, and then show how they can be parallelized.

4.5.1 Using A Permutation of the Edges

We reformulate the Contraction Algorithm as follows. Instead of choosing edges one at a time, we begin by generating a uniform random permutation L of the edges. Imagine contracting edges in the order in which they appear in the permutation, until only two vertices remain. This algorithm is clearly equivalent to the abstract formulation of the Contraction Algorithm. We can immediately deduce that with probability $\Omega(n^{-2})$, a random permutation will yield a contraction to two vertices that determine a particular minimum cut.

Given a random permutation L of the edges, contracting the edges in the order specified by the permutation until two vertices remain corresponds to identifying a prefix L' of L such that contracting the edges in L' yields a graph with exactly two vertices. Equivalently, we are looking for a prefix L' of edges such that the graph $H = (V, L')$ has exactly two connected components. Binary search over L can identify this prefix, because any prefix that is too short will yield more than two connected components, and any prefix that is too long will yield only one. The correct prefix can therefore be determined using $O(\log m)$ connected component computations, each requiring $O(m + n)$ time. The total running time of this algorithm (given the permutation) is therefore $O(m \log m)$.

We can improve the running time by reusing information between the different connected component computations. Given the initial permutation L , we first use $O(m + n)$ time to identify the connected components induced by the first $m/2$ edges. If exactly two connected components are induced, we are done. If only one connected component is induced, then we can discard the last $m/2$ edges because the desired prefix ends before the middle edge, and recurse on the first half of L . If more than two connected components are induced, then we can contract the first $m/2$ edges all at once in $O(m)$ time by finding the connected components they induce and relabeling the last $m/2$ edges according to the connected components, producing a new, $m/2$ edge graph on which we can continue the search. Either way, in $O(m + n)$ time, we have reduced the number of edges to $m/2$. Since the graph is assumed to be connected, we know that $n \leq m$ as m decreases. Therefore, if we let $T(m)$ be the time to execute this procedure on a graph with m edges, then $T(m) \leq T(m/2) + O(m)$, which has solution $T(m) = O(m)$.

In Figure 4.5 we formally define this **Compact** subroutine. We describe **Compact** with a parameter k describing the goal number of vertices. Our running time analysis assumes that k is two. Running times clearly do not increase when k is larger. Recall the notation G/F that denotes the result of contracting graph G by edge set F . We extend this definition to as

```

Procedure Compact( $G, L, k$ ) input: A graph  $G$  and list of edges  $L$  and a parameter  $k$ 
if  $G$  has  $k$  vertices or  $L = \emptyset$ 
then
    return  $G$ 
else
    Let  $L_1$  and  $L_2$  be the first and second halves of  $L$ 
    Find the connected components in graph  $H = (V, L_1)$ 
    if  $H$  has fewer than  $k$  components
    then
        return Compact( $G, L_1, k$ )
    else
        return Compact( $G/L_1, L_2/L_1, k$ ).

```

Figure 4.5: Procedure Compact

follows. If E is a set of edges in G , then E/F denotes a corresponding set of edges in G/F : an edge $([v])[w] \in E$ is transformed in E/F to an edge connecting the vertices containing v and w in G/F . Constructing E/F requires merging edges with identical endpoints. Since each endpoint is an integer between 1 and n , we can use a linear-time sorting algorithm, such as bucket sort, to merge edges, and thus **Compact** runs in $O(m)$ time.

4.5.2 Generating Permutations using Exponential Variates

The only remaining issue is how to generate the permutation of edges that is used as the list L in **Compact**. To show how the permutation generation can be accomplished in \mathcal{RNC} , we give in this section an approach to the problem that is easy to explain but gives somewhat worse than optimum bounds in both theory and practice. In Section 4.6, we describe a more efficient (and practical) but harder to analyze approach.

For unweighted graphs, a simple method is to assign each edge a score chosen uniformly at random from the unit interval, and then to sort the edges according to score. To extend this approach to weighted graphs, we use the equivalence between an edge of weight w in a weighted graph and a set of w parallel edges in the natural corresponding unweighted

multigraph. We use the term *multiedge* to mean an edge of the multigraph corresponding to the weighted graph, and simulate the process of generating a random permutation of the multiedges. The entire multiedge permutation is not necessary in the computation, since as soon as a multiedge is contracted, all the other multiedges with the same endpoints vanish. In fact, all that matters is the earliest place in the permutation that a multiedge with particular endpoints appears. This information suffices to tell us in which order vertices of the graph are merged: we merge u and v before x and y precisely when the first (u, v) multiedge in the permutation precedes the first (x, y) multiedge in the permutation. Thus our goal is to generate an edge permutation whose distribution reflects the order of first appearance of endpoints in a uniform permutation of the corresponding multigraph edges.

As in the unweighted case, we can consider giving each multiedge a score chosen uniformly at random from a large ordered set and then sorting according to score. In this case, the first appearance in the permutation of a multiedge with w copies is determined by the minimum of w randomly chosen scores. We can therefore generate an appropriately distributed permutation of the weighted edges if we give an edge of weight w the minimum of w randomly chosen scores and sort accordingly.

Consider multiplying each edge weight by some value α , so that an edge of weight w corresponds to αw multiedges. This scales the value of the minimum cut without changing its structure. Suppose we give each multiedge a score chosen uniformly at random from the continuous interval $[0, \alpha]$. The probability distribution for the minimum score X among αw edges is then

$$\Pr[X > t] = (1 - t/\alpha)^{\alpha w}.$$

If we now let α become arbitrarily large, the distribution converges to one in which an edge of weight w receives a score chosen from the exponential distribution

$$\Pr[X > t] = e^{-wt}.$$

Thus if we can generate an exponential random variable in $O(1)$ time, then we can generate a permutation in $O(m)$ time. As in the unweighted case, we do not actually have to sort based on the scores: once scores are assigned we can use median finding to split the edge list as needed by **Compact** in $O(m)$ time. If all we have is coin flips, it is possible to use them to sample from an approximately exponential distribution in logarithmic time and introduce a negligible probability of error in the computation. As we shall be describing a better method later, we refer the reader to the appendix (Section A.4) for details.

4.5.3 Parallelizing the Contraction Algorithm

Parallelizing the previous algorithm is simple. To generate the permutation, given a list of edges, we simply assign one processor to each edge and have it generate the (approximately) exponentially distributed score for that edge in polylogarithmic time. We then use a parallel sorting algorithm on the resulting scores. Given the permutation, it is easy to run **Compact** in parallel. \mathcal{RNC} algorithms for connected components exist that use $m/\log n$ processors and run in $O(\log n)$ time on a CRCW PRAM [175] or even on the EREW PRAM [88]. Procedure **Compact**, which terminates after $O(\log n)$ iterations, is thus easily seen to be parallelizable to run in $O(\log^2 n)$ time using m processors. As a result, we have the following:

Theorem 4.5.1 *Contract can be implemented to run in \mathcal{RNC} using m processors on an m edge graph.*

Using the linear-processor \mathcal{RNC} implementation of **Contract**, we can give the first \mathcal{RNC} algorithm for the minimum cut problem.

Theorem 4.5.2 *The minimum cut problem can be solved in \mathcal{RNC} using n^2 processors and $O(n^2 \log^3 n)$ space.*

Proof: Consider the computation tree generated by **RECURSIVE-CONTRACT**. The sequential algorithm examines this computation tree using a depth-first traversal of the tree nodes. To solve the problem in parallel, we instead use a breadth-first traversal. The subroutine **Contract** has already been parallelized. We can therefore evaluate our computation tree in a breadth-first fashion, taking only polylogarithmic time to advance one level.

The space required is now the space needed to store the entire tree. The sequential running time recurrence $T(n)$ also provides a recursive upper bound on the space needed to store the tree. Thus the space required is $O(n^2 \log^3 n)$ (on the assumption that we perform all $O(\log^2 n)$ trials of **Recursive-Contract** in parallel). ■

4.5.4 Comparison to Directed Graphs

The previous results indicate a distinction between minimum cut problems on directed and undirected graphs. In a directed graph, the s - t minimum cut problem is the problem of finding a partition of the vertices into two sets S and T , with $s \in S$ and $t \in T$, such that the weight of edges going from S to T is minimized. Note that the weights of edges going from

T to S is not counted in the value of the cut. The s - t minimum cut problem on directed graphs was shown to be \mathcal{P} -complete [79]. A similar result holds for the global minimum cut problem:

Lemma 4.5.3 *The global minimum cut problem is \mathcal{P} -complete for directed graphs.*

Proof: Given an algorithm that finds global minimum cuts, we find a minimum s - t cut as follows. We add, for each vertex v , directed edges of infinite weight from t to v and from v to s . The global minimum cut in this modified graph must now have $s \in S$ and $t \in T$, for otherwise some of the edges of infinite weight would cross in the cut. Hence the global minimum cut must be a minimum s - t cut of the original graph. ■

The minimum cut problem is therefore in the family of problems, such as reachability, that presently have dramatically different difficulties on directed and undirected graphs [100, 159]. Indeed, in Section 9.6 we show that the minimum cut can be found in $O(\log n)$ time, even on an EREW PRAM.

4.6 A Better Implementation

4.6.1 Iterated Sampling

We now discuss a harder to analyze (but easier to implement) version of the Contraction Algorithm based on permutations. It has several advantages, both theoretical and practical, over the exponential variates approach. First, it does not need to approximate logarithms. Although we have argued that such a computation can be done in $O(\log n)$ time in theory, in practice we would like to avoid any use of complicated floating point operations. Second, the sequential implementation runs in linear time rather than $O(m \text{ polylog } m)$ time. As we have discussed, this new implementation will not produce any improvement in the worst-case running time of the Recursive Contraction Algorithm on arbitrary graphs, since such graphs might have n^2 edges. However, it does give a slightly improved time bounds for finding minimum cuts in certain classes of sparse graphs. Yet another advantage is that it uses $O(m)$ space without using the pointers and linked lists needed in the $O(m)$ -space adjacency list version of the sequential implementation in Section 4.3. Finally, the parallel version of this algorithm performs less work (by several polylogarithmic factors) than the exponential variates implementation.

As in the exponential variates algorithm of Section 4.5.2, we generate a permutation by treating each weighted edge as a collection of parallel unweighted edges. Rather than generating scores, we repeatedly simulate the uniform selection of a multigraph edge by choosing from the graph edges with probabilities proportional to the edge weights; the order of selection then determines the order of first appearance of multigraph edges (this approach is directly analogous to our analysis of the Contraction Algorithm for weighted graphs in Section 4.2.2).

Suppose we construct an array of m cumulative edge weights as we did in the sequential algorithm. We can use the procedure `Random-Select` (Appendix A.3) to select one edge at random in $O(\log m)$ amortized time and then contract it. Since it takes $O(m)$ time to recompute the cumulative distribution, it is undesirable to do so each time we wish to sample an edge. An alternative approach is to keep sampling from the original cumulative distribution and to ignore edges if we sample them more than once. Unfortunately, to make it likely that all edges have been sampled once, we may need a number of samples equal to the sum of the edge weights. For example, if one edge contains almost all the weight in the graph, we will continually select this edge. We solve this problem by combining the two approaches and recomputing the cumulative distribution only occasionally. For the time being, we shall assume that the total weight of edges in the graph is polynomial in n .

Procedure `Iterated-Sampling(G, k)`

input A graph G

Let $s = n^{1+\epsilon}$, for some constant $0 < \epsilon < 1$.

repeat

Compute cumulative edge weights in G

Let M be a list of s edge selections using `Random-Select` on the cumulative edge weights

$G \leftarrow \text{Compact}(G, M, k)$

until G has k vertices

Figure 4.6: Iterated-Sampling Implementation

An implementation of the Contraction Algorithm called **Iterated-Sampling** is presented in Figure 4.6. Take ϵ to be any constant (say $1/2$). We choose $s = n^{1+\epsilon}$ edges from the same cumulative distribution, contract all these edges at once, recompute the cumulative distribution and repeat.

We now analyze the running time of **Iterated-Sampling**. We must be somewhat careful with this analysis because we call **Iterated-Sampling** on very small problems that arise in the recursive computation of **Recursive-Contract**. Therefore, events that are “low probability” may actually happen with some frequency in the context of the original call to **Recursive-Contract**. We will therefore have to amortize these “low probability” events over the entire recursion. To do so, we use the following lemmas:

Lemma 4.6.1 *The worst case running time of **Iterated-Sampling** is $O(n^3)$.*

Proof: Each iteration requires $O(m + s \log n) = O(n^2)$ time. The first edge chosen in each iteration will identify a pair of vertices to be contracted; thus the number of iterations is at most n . ■

Lemma 4.6.2 *Call an iteration of **Iterated-Sampling** successful if it finishes contracting the graph or if it reduces the total weight in the graph by a factor of $2n/s = O(n^{-\epsilon})$ for the next iteration. Then the probability that an iteration is not successful is $e^{-\Omega(n)}$.*

Proof: We assume that the weight reduction condition does not hold, and show that the iteration must then be likely to satisfy the other success condition. Consider contracting the edges as they are chosen. At any time, call an edge *good* if its endpoints have not yet been merged by contractions. Since **Iterated-Sampling** is not aware of the contractions, it may choose non-good edges. The total weight of edges in the next iteration is simply the total weight of good edges at the end of this iteration. Suppose that at the start of the iteration the total (all good) weight is W . By assumption, at the end the total good weight exceeds $2nW/s$. Since the total good weight can only decrease as contractions occur, we know that the total good weight at any time during this iteration exceeds $2nW/s$.

It follows that each time an edge is selected, the probability that it will be a good edge exceeds $2n/s$. Given that we perform s selections, the expected number of good selections exceeds $2n$. Then by the Chernoff bound (Appendix A.2), the probability that fewer than n good edges are selected is exponentially small in n .

The number of contractions performed in an iteration is simply the number of good edges selected. Thus, by performing more than n good selections, the iteration will necessarily finish contracting the graph. ■

Corollary 4.6.3 *On an n -vertex graph, the expected running time of Iterated-Sampling is $O(m + n^{1+\epsilon})$.*

Proof: Recall our assumption that $W = n^{O(1)}$. Thus, in the language of Lemma 4.6.2, after a constant number k of successful iterations Iterated-Sampling will terminate. The previous lemma proves that for some constant n , the probability of a successful iteration is $p \geq 1/2$. Therefore, the number of iterations needed to terminate has a negative binomial distribution $B^-(k, p)$, with expectation $k/p \leq 2k$, a constant (see Appendix A.1 for details). Since each iteration takes $O(m + n^{1+\epsilon})$ time, the result follows. ■

The above result suffices to prove all the expected running time bound in the following sections; for a high probability time bound we need the following two corollaries:

Corollary 4.6.4 *On an n -vertex graph, the number of iterations before completion of Iterated-Sampling is at most t with probability $1 - e^{-\Omega(nt)}$.*

Proof: As was just argued, we terminate after a constant number of successful iterations. Thus the only way for it to take more than t iterations is for there to be roughly t failures, each with probability $e^{-\Omega(n)}$ according to Lemma 4.6.2. ■

Corollary 4.6.5 *On an n vertex graph, the running time of Iterated-Sampling is $O(t(m + n^{1+\epsilon}))$ with probability $1 - e^{-\Omega(nt)}$.*

Note that we set $s = n^{1+\epsilon}$ to make the analysis easiest for our purposes. A more natural setting is $s = m/\log m$ since this balances the time spent sampling and the time spent recomputing cumulative edge weights. Setting $s = m/\log m$ yields the same time bounds, but the analysis is more complicated.

4.6.2 An $O(n^2)$ -Approximation

We now show how to remove the assumption that W is polynomial in n , while maintaining the same running times. The obstacle we must overcome is that the analysis of the number

of iterations of **Iterated-Sampling** deals with the time to reduce W to zero. If W is arbitrarily large, this reduction can take arbitrarily many iterations.

To solve the problem, we use a very rough approximation to the minimum cut to ensure that Corollary 4.6.3 applies even when the edge weights are large. Let w be the largest edge weight such that the set of edges of weight greater than or equal to w connects all of G . This is just the minimum weight of an edge in a maximum spanning tree of G , and can thus be identified in $O(m \log n)$ time using any standard minimum spanning tree algorithm [41]. Even better, it can be identified in $O(m)$ time by the **Compact** subroutine if we use the inverses of the actual edge weights as edge scores to determine the order of edge contraction. It follows that any cut of the graph must cut an edge of weight at least w , so the minimum cut has weight at least w . It also follows from the definition of w that there is a cut that does not cut any edge of weight exceeding w . This means that the graph has a cut of weight at most mw and hence the minimum cut has weight at most $mw \leq n^2w$. This guarantees that no edge of weight exceeding n^2w can possibly be in the minimum cut. We can therefore contract all such edges, without eliminating any minimum cut in the graph. Afterwards the total weight of edges in the graph is at most n^4w . Since we merge some edges, we may create new edges of weight exceeding n^2w ; these could be contracted as well but it is easier to leave them.

Consider running **Iterated-Sampling** on this reduced graph. Lemma 4.6.2 holds unchanged. Since the total weight is no longer polynomial, Corollary 4.6.3 no longer holds as a bound on the time to reduce the graph weight to 0. However, it does hold as bounds on the number of iterations needed to reduce the total remaining weight by a factor of n^4 , so that it is less than w . Since the minimum cut exceeds w , the compacted graph at this point can have no cuts, since any such cut would involve only uncontracted edges and would thus have weight less than w . In other words, the graph edges that have been sampled up to this point must suffice to contract the graph to a single vertex. This proves that Corollary 4.6.4 and 4.6.5 also hold in the case of arbitrary weights.

4.6.3 Sequential Implementation

Using the new, $O(m + n^{1+\epsilon})$ -time algorithm allows us to speed up **Recursive-Contract** on graphs with excluded dense minors.² Assume that we have a graph such that all r -vertex

²A minor of G is a graph that can be derived from G by deleting edges and vertices and contracting edges.

minors have $O(r^{2-\epsilon})$ edges for some positive constant ϵ . Then we can be sure that at all times during the execution of the Recursive Contraction Algorithm the contracted graphs of r vertices will never have more than $r^{2-\epsilon}$ edges. We use the $O(m + n^{1+\epsilon})$ time bound of Corollary 4.6.3 to get an improved running time for `Recursive-Contract`.

Theorem 4.6.6 *Let G have the property that all r -vertex minors have $O(r^{2-\epsilon})$ edges for some positive constant ϵ . Then with high probability the Recursive Contraction algorithm finds a minimum cut of G in $O(n^2 \log^2 n)$ time.*

Proof: We need to bound the time spent in all calls to `Iterated-Sampling` over all the various calls made to `Contract` in the computation tree of `Recursive-Contract`. An expected time analysis is quite easy. By Corollary 4.6.3, the expected time of `Iterated-Sampling` on a problem with m edges is $O(m + n^{1+\epsilon})$. By the assumption about graph minors, this means that the expected running time of `Contract` on an r -vertex subproblem will be $O(r^{2-\epsilon})$. This gives us an improved recurrence for the running time:

$$T(n) = 2(n^{2-\epsilon} + T(n/\sqrt{2})).$$

This recurrence solve to $T(n) = O(n^2)$.

To improve the analysis to a high probability result we must perform a global analysis of the recurrence as we did for the minimum spanning tree algorithm. Consider two cases. At depths less than $\log n$ in the computation tree, where the smallest graph has at least \sqrt{n} vertices, Corollary 4.6.5 says that the expected time bound for `Iterated-Sampling` is in fact a high probability time bound, so the recurrence holds with high probability at each node high in the computation tree. Below depth $\log n$, some of the problems are extremely small. However, Corollary 4.6.4 proves that each such problem has a running time that is geometrically distributed around its expectation. Since there are so many problems at each level (more than n), the Chernoff bound can be applied to prove that the total time per level is proportional to its expected value with high probability. Thus at lower depths the recurrence holds in an amortized sense with high probability. ■

Planar graphs fall into the class just discussed, as all r -vertex minors have $O(r)$ edges. Observe that regardless of the structure of the graph minors, any attempt to reduce the running time below n^2 is frustrated by the need to generate n^2 computation leaves in order to ensure a high probability of finding the minimum cut.

4.6.4 Parallel Implementation

The iterated sampling procedure is also easy to parallelize. To perform one iteration of **Iterated-Sampling** in parallel, we use $m/\log n + n^{1+\epsilon}$ processors to first construct the cumulative edge weights and then perform $n^{1+\epsilon}$ random selections. We call the selection by processor 1 the “first” selection, that by processor 2 the “second” selection, imposing a selection order even though all the selections take place simultaneously. We use these selections in the parallel implementation of the procedure **Compact**. Corollary 4.6.5 proves that until the problem sizes in the **Recursive-Contract** computation tree are smaller than $\Omega(\log n)$, each application of **Iterated-Sampling** runs in $O(\log^2 n)$ time with high probability. At levels below $\log n$, we can use the worst case time bound for **Iterated-Sampling** to show that the running time remains polylogarithmic.

4.7 Approximately Minimum Cuts

In this section, we consider cuts that are small but not minimum. Independent of its implementation, the Contraction Algorithm can be used to bound the number of such cuts. Given this bound, we can show that a modification of the implementation can be used to actually enumerate all of them with high probability. Although this is an interesting algorithmic result, more important is a simple corollary bounding the *umber* of small cuts. This corollary is the linchpin of all of the cut-sampling algorithms discussed in Chapters 6, 10, and 10, as well as of our derandomization in Chapter 5.

We say that a cut *survives* a series of contractions if no edge from that cut is contracted, so that it corresponds to a cut in the contracted graph.

4.7.1 Counting Small Cuts

To begin with, we have the following:

Corollary 4.7.1 *The number of minimum cuts in a graph is at most $\binom{n}{2}$.*

Proof: In analyzing the contraction algorithm, we showed that the probability a minimum cut survives contraction to 2 vertices is at least $\binom{n}{2}^{-1}$. Since only one cut survives these contractions, the survivals of the different minimum cuts are disjoint events. Therefore, the probability that some minimum cut survives is equal to the sum of the probabilities that

each survives. But this probability is at most one. Thus, if there are k minimum cuts, we have $k \binom{n}{2}^{-1} \leq 1$. ■

Remark: This theorem was proved by other means in [44] and [140]. A cycle on n vertices proves the analysis tight, since each of the $\binom{n}{2}$ pairs of edges in the cycle determines a minimum cut. ■

We now extend this analysis to *approximately* minimal cuts. No such analysis was previously known.

Definition 4.7.2 *An α -minimal cut is a cut of value within a multiplicative factor of α of the minimum.*

Lemma 4.7.3 *For α a half-integer, the probability that a particular α -minimal cut survives contraction to 2α vertices exceeds $\binom{n}{2\alpha}^{-1}$.*

Proof: We consider the unweighted case; the extension to the weighted case goes as before. The goal is to again apply Lemma 3.4.1. Let α be a half-integer, and c the minimum cut, and consider some cut of weight at most αc . Suppose we run the Contraction Algorithm. If with r vertices remaining we choose a random edge, then since the number of edges is at least $cr/2$, we take an edge from a cut of weight αc with probability at most $2\alpha/r$. If we repeatedly select and contract edges until $r = 2\alpha$, then the probability that the cut survives is

$$\left(1 - \frac{2\alpha}{n}\right) \left(1 - \frac{2\alpha}{n-1}\right) \cdots \left(1 - \frac{2\alpha}{2\alpha+1}\right) = \binom{n}{2\alpha}^{-1}$$

Remark: A cycle on n vertices again shows that this result is tight, since each set of 2α edges forms an α -minimal cut. ■

Corollary 4.7.4 *For α a half-integer, the number of α -minimal cuts is at most $2^{2\alpha-1} \binom{n}{2\alpha} \leq n^{2\alpha}$.*

Proof: We generalize Corollary 4.7.1. Suppose we randomly contract a graph to 2α vertices. The previous lemma lower bounds the survival probability of an α -minimal cut, but we cannot yet apply the proof of Corollary 4.7.1 because with more than one cut still remaining the survival events are not disjoint. However, suppose we now take a random partition of

the 2α remaining vertices. This partition gives us a corresponding unique cut in the original graph. There are only $2^{2\alpha-1}$ partitions of the 2α vertices (consider assigning a 0 or 1 to each vertex; doing this all possible ways counts each partition twice). Thus, we pick a particular partition with probability $2^{1-2\alpha}$. Combined with the previous lemma, this shows that we select a particular unique α -minimal cut with probability exceeding $2^{1-2\alpha} \binom{n}{2\alpha}^{-1}$. Now continue as in Corollary 4.7.1.

The $n^{2\alpha}$ bound is more convenient in future discussions; it follows from the facts that $2^{2\alpha-1} \leq (2\alpha)!$. ■

We can also extend our results to the case where 2α is not an integer. To explain our results, we must introduce *generalized binomial coefficients* in which the upper and lower terms need not be integers. These are discussed in [126, Sections 1.2.5–6] (cf. Exercise 1.2.6.45). There, the Gamma function is introduced to extend factorials to real numbers such that $\alpha! = \alpha(\alpha - 1)!$ for all real $\alpha > 0$. Many standard binomial identities extend to generalized binomial coefficients, including the facts that $\binom{n}{2\alpha} \leq n^{2\alpha}/\alpha!$ and $2^{2\alpha-1} \leq \alpha!$.

Corollary 4.7.5 *For arbitrary real values of α , the probability that a particular k -minimal cut survives contraction to $\lceil 2\alpha \rceil$ vertices is $\Omega(n^{-2\alpha})$.*

Proof: let $r = \lceil 2\alpha \rceil$. Suppose we contract the graph until there are only r vertices remaining, and then pick one of the 2^r cuts of the resulting graph uniformly at random. The probability that a particular α -minimal cut survives the contraction to r vertices is

$$\begin{aligned} \left(1 - \frac{2\alpha}{n}\right) \left(1 - \frac{2\alpha}{n-1}\right) \cdots \left(1 - \frac{2\alpha}{r+1}\right) &= \frac{(n-2\alpha)! (n-r)!}{(r-2\alpha)! n!} \\ &= \frac{\binom{r}{2\alpha}}{\binom{n}{2\alpha}}. \end{aligned}$$

From [126, Exercise 1.2.6.45], we know that $\binom{n}{2\alpha} = \Theta(n^{2\alpha}/r!)$. Since $\binom{r}{2\alpha}$ is a constant independent of n , the overall probability is $\Theta(n^{-2\alpha}/r!)$. ■

Remark: For the tightness of this claim, consider a cycle with all edges of unit weight except for two of weight $(1 + \epsilon)$. ■

Arguing as for the half integer case, we deduce what we shall refer to as the *Cut Counting Theorem*:

Theorem 4.7.6 *In any graph and all α , the number of α -minimal cuts is at most $n^{2\alpha}$.*

Remark: Vazirani and Yannakakis [185] give algorithms for enumerating cuts by rank, finding all cuts of k^{th} -smallest weight by rank in $O(n^{3k})$ time, while we derive bounds based on the *value* of a cut relative to the others. They also give a bound of $O(n^{3k-1})$ on the number of cuts with the k^{th} smallest weight. Note that this bound is incomparable with ours. ■

4.7.2 Finding Small Cuts

The Contraction Algorithm can be used to find cuts that are not minimum but are relatively small. The problem of finding all nearly minimum cuts has been shown to have important ramifications in the study of network reliability, since such enumeration allow one to drastically improve estimates of the reliability of a network. This was shown in [170], where an $O(n^{k+2}m^k)$ bound was given for the number of cuts of value $c+k$ in a graph with minimum cut c , and an algorithm with running time $O(n^{k+2}m^k)$ was given for finding them.

Theorem 4.7.7 *For constant $\alpha > 1$, all cuts with weight within a multiplicative factor α of the minimum cut can be found in $O(n^{2\alpha} \log^2 n)$ time or in \mathcal{RNC} with $n^{2\alpha}$ processors (Monte Carlo).*

Proof: Recall our analysis in Section 4.7 lower-bounding the probability that a minimum cut survives contraction to 2α vertices by $n^{-2\alpha}$. This analysis extends in the obvious way to contraction to k vertices. Change the reduction factor from $\sqrt{2}$ to $\sqrt[2\alpha]{2}$ in the Recursive Contraction Algorithm. Stop when the number of vertices remaining is $2\lceil\alpha\rceil$, and check all remaining cuts. The recurrence for the probability of success is unchanged. The running time recurrence becomes

$$T(n) = n^2 + 2T(n/2^{1/2\alpha})$$

and solves to $T(n) = O(n^{2\alpha})$. The recurrence for the probability of success is unchanged, so as before we need to repeat that algorithm $O(\log^2 n)$ times. The probability that any one cut is missed is then polynomially small, and thus, since (by the Cut Counting Theorem 4.7.6) there are only polynomially many approximately minimal cuts, we will find all of them with high probability. ■

This theorem gives another way to make the Recursive Contraction Algorithm strongly polynomial. Using the factor of n^2 approximation to the minimum cut from Section 4.6.2, we can scale and round the edge weights in such a way that all edges become polynomial

sized integers. At the same time, we arrange that no cut changes in value by more than a small amount; it follows that the minimum cut in the original graph must be a nearly minimum cut in the new graph. Thus an algorithm that finds all approximate minimum cuts will find the original minimum cut. It is arranged that the relative change in any cut value is $1/n$, so that the running time is changed only by a constant factor. This method is necessary in the derandomization of Chapter 5.

4.8 Conclusion

We have given efficient and simple algorithms for the minimum cut problem, yet several interesting open questions remain. One desirable result would be to find a deterministic version of the algorithm with matching sequential time and parallel processor bounds. In Section 5 we use the Contraction Algorithm to prove that the minimum cut can be found in \mathcal{NC} ; however, the resulting processor bounds are prohibitively large for practical purposes.

An important first step towards derandomization would be a so-called *Las Vegas* algorithm for the problem. The Recursive Contraction Algorithm has a very high probability of finding a minimum cut, but there is no fast way to prove that it has done so, as the only known certificate for a minimum cut is a maximum flow, which takes too long to compute. The Contraction Algorithm is thus *Monte Carlo*. A Las Vegas Algorithm for unweighted graphs that is faster than the Recursive Contraction Algorithm when $c = O(n^{2/3})$ is given in section 10.3, but the problem remains open for weighted graphs.

Another obvious goal is to find a faster algorithm. There are several probably unnecessary logarithmic factors in the running time of the Recursive Contraction Algorithm. Recall that we are simulating an algorithm with an $\Omega(n^{-2})$ success probability. This would suggest as a goal an implementation that required only constant time per trial for a total time of $O(n^2 \log n)$. However, it seems unlikely that the techniques presented here will yield an $o(n^2)$ algorithm, as our algorithm finds not just one minimum cut, but all of them. Since there can be $\Omega(n^2)$ minimum cuts in a graph, any algorithm that finds a minimum cut in $o(n^2)$ time will either have to somehow break the symmetry of the problem and avoid finding all the minimum cuts, or will have to produce a concise representation (for instance the cactus representation) of all of them. The ideal, of course, would be an algorithm that did this in linear ($O(m)$) time.

Since we are now able to find a minimum cut faster than a maximum flow, it is natural

to ask whether it is any easier to compute a maximum flow given a minimum cut. Ramachandran [169] has shown that knowing an s - t minimum cut is not helpful in finding an s - t maximum flow. However, the question of whether knowing any or all minimum cuts may help to find an s - t maximum flow remains open.

Another obvious question is whether any of these results can be extended to directed graphs. It seems unlikely that the Contraction Algorithm, with its inherent parallelism, could be applied to the \mathcal{P} -complete directed minimum cut problem. However, the question of whether it is easier to find a minimum cut than a maximum flow in directed graphs remains open.

The minimum cut algorithm of Gomory and Hu [82] not only found the minimum cut, but found a *flow equivalent tree* that succinctly represented the values of the $\binom{n}{2}$ minimum cuts. No algorithm is known that computes a flow equivalent tree or the slightly stronger Gomory-Hu tree in time that is less than the time for n maximum flows. An intriguing open question is whether the methods presented here can be extended to produce a Gomory-Hu tree.

Notes

The original Contraction Algorithm with an $\tilde{O}(mn^2)$ running time and processor bound, as well as the connections to multiway and approximately minimum cuts and analyses of network reliability discussed in the following chapter, originally appeared in [102]. The Recursive Contraction Algorithm with faster running times and processor bounds was developed with Clifford Stein and originally appeared in [110]. Lomonosov [139] independently developed some of the basic intuitions leading to the Contraction Algorithm, using them to investigate questions of network reliability.

Chapter 5

Deterministic Contraction Algorithms

5.1 Introduction

Some of the central open problems in the area of parallel algorithms are those of devising \mathcal{NC} algorithms for s - t minimum cuts and maximum flows, maximum matchings, and depth-first search trees. There are \mathcal{RNC} algorithms for all these problems [115, 152, 1]. Now that we have shown that the minimum cut problem is in \mathcal{RNC} , the natural question is whether there is an \mathcal{NC} algorithm for it. We answer this question in the affirmative by presenting the first \mathcal{NC} algorithm for the min-cut problem in *weighted undirected* graphs. Our results extend to the problem of enumerating all approximately minimal cuts.¹

The approach we take is typical of derandomization techniques that treat random bits as a resource. We develop a randomized algorithm, and then show that it can be made to work even if there are very few random bits available for it examine. If we can reduce the number of bits the algorithm needs to examine to $O(\log n)$ without affecting its probability of correctness, then we know that it runs correctly on at least some of these small random inputs. Therefore, by trying all $n^{O(1)}$ possible $O(\log n)$ -bit random inputs, we are guaranteed to run correctly at least once and find the correct answer.

Unlike our \mathcal{RNC} algorithm, this \mathcal{NC} algorithm is clearly impractical; it serves to demonstrate the existence of an algorithm rather than to indicate what the “right” such algorithm is.

¹This chapter is based on joint work with Rajeev Motwani. An abstract appeared in [107].

An important step in our derandomization is the development of a new deterministic parallel sparse certificate algorithm. Besides its role in the derandomization, this algorithm plays a role in the minimum cut approximation algorithms of Section 9.4 and Chapter 6.

5.1.1 Derandomizing the Contraction Algorithm

Recall the contraction algorithm of Chapter 4. It operated by repeatedly selecting a single edge at random and contracting it. Luby, Naor and Naor [145] observed that in the Contraction Algorithm it is not necessary to choose edges randomly one at a time. Instead, given that the minimum cut size is c , they randomly mark each edge with probability $1/c$, and contract all the marked edges. With constant probability, no minimum cut edge is marked but the number of graph vertices is reduced by a constant factor. Thus after $O(\log n)$ phases of contraction the graph is reduced to two vertices that define a cut. Since the number of phases is $O(\log n)$ and there is a constant probability of missing the minimum cut in each phase, there is an $n^{-O(1)}$ probability that no minimum cut edge is ever contracted so that the cut determined at the end is the minimum cut (Lemma 3.4.1). Observing that pairwise-independent marking can be used to achieve the desired behavior, they show that $O(\log n)$ random bits suffice to run a phase. Thus, $O(\log^2 n)$ bits suffice to run this modified Contraction Algorithm through its $O(\log n)$ phases.

Unfortunately, this algorithm cannot be fully derandomized. It is indeed possible to try all (polynomially many) random seeds for a phase and be sure that one of the outcomes is good (*i.e.*, contracts edges incident on a constant fraction of the vertices but not the minimum cut edges); however, there is no way to determine *which* outcome is good. In the next phase it is thus necessary to try all possible random seeds on each of the polynomially many outcomes of the first phase, squaring the number of outcomes after two phases. In all, $\Omega(n^{\log n})$ combinations of seeds must be tried to ensure that we find the desired sequence of good outcomes leading to a minimum cut.

5.1.2 Overview of Results

Our main result is an \mathcal{NC} algorithm for the minimum cut and minimum multi-cut problems. Our algorithm is not a derandomization of the Contraction Algorithm but is instead a new contraction-based algorithm. Throughout, we take G to be a multigraph with n vertices, m edges and minimum cut value c . Most of the chapter discusses unweighted graphs; in Section 5.4.2 we handle weighted graphs with a reduction to the unweighted graph problem.

Our algorithm depends upon three major building blocks. The first building block is a deterministic parallelization of Matula’s algorithm that we give in Section 5.2.1. Recall that Matula’s algorithm relied on a sparse certificate algorithm. We give a sparse k -connectivity certificate algorithm that runs in $\log^{O(1)} m$ time using km processors. It is thus in \mathcal{NC} whenever $k = O(m)$. In particular, we get an \mathcal{NC} algorithm using m^2/n processors to find a $(2 + \epsilon)$ approximation to the minimum cut in an unweighted graph.

Our next building block (Section 5.3) uses our cut counting theorem (Theorem 4.7.6) which says that there are only polynomially many cuts whose size is within a constant factor of the minimum cut. If we find a collection of edges that contains one edge from every such cut except for the minimum cut, then contracting this set of edges yields a graph with no small cut except for the minimum cut. We can then apply the \mathcal{NC} approximation algorithm of Section 5.2.1. Since the minimum cut will be the only contracted-graph cut within the approximation bounds, it will be found by the approximation algorithm. One can view this approach as a variant on the Isolating Lemma approach used to solve the perfect matching problem [152]. As was the case there, the problem is relatively easy to solve if the solution is unique, so the goal is to destroy all but one solution to the problem and then to easily find the unique solution. Randomization yields a simple solution to this problem: contract each edge independently with probability $\Theta(\log n/c)$. Because the number of small cuts is polynomially bounded, there is a sufficient probability that no edge from the minimum cut is contracted but one edge from every other small cut is contracted. Of course, our goal is to do away with randomization.

A step towards this approach is a modification of the Luby, Naor and Naor technique. If we contract each edge with probability $\Theta(1/c)$, then with constant probability we contract no minimum cut edge while contracting edges in a constant fraction of the other small cuts. Pairwise independence in the contracting of edges is sufficient to make such an outcome likely. However, this approach seems to contain the same flaw as before: $\Omega(\log n)$ phases of selection are needed to contract edges in all the small cuts, and thus $\Omega(\log^2 n)$ random bits are needed.

We work around this problem with our third building block (Section 5.4). The problem of finding a good set of edges to contract can be formulated abstractly as the *Safe Sets Problem*: given an unknown collection of sets over a known universe, with one of the unknown sets declared “safe,” find a collection of elements that intersects every set except for the safe one. After giving a simple randomized solution, we show that this problem can be solved

in \mathcal{NC} by combining the techniques of pairwise independence [32, 144] with the technique of random walks on expanders [4]. This is the first time these two important techniques have been combined in a derandomization, although similar ideas have been used earlier to save random bits in the work of Bellare, Goldreich and Goldwasser [13]. We feel that the combination should have further application in derandomizing other algorithms.

Finally, in Section 5.4.1 we apply the above results to finding minimum cuts and to enumerating approximately minimum cuts.

5.2 Sparse Certificates in Parallel

We now consider parallel sparse certificate algorithms. These play an important role in several other parts of our work. We give a new (deterministic) parallel algorithm for constructing sparse certificates. This allows us to parallelize Matula's approximation algorithm. This deterministic parallel approximation algorithm plays a fundamental role in our derandomization proof. Sparse certificates will also be used in randomized sequential and parallel algorithms for finding $(1 + \epsilon)$ -approximations to the minimum cut in Chapter 6, improving on Matula's approximation bound.

Cheriyán, Kao, and Thurimella [29] give a parallel sparse certificate algorithm that runs in $O(k \log n)$ time using $m + kn$ processors. It is thus in \mathcal{NC} when $k = \log^{O(1)} n$. We improve this result by presenting an algorithm that runs in $O(\log m)$ time using km processors, and is thus in \mathcal{NC} for all $k = n^{O(1)}$. It performs the same amount of work as the algorithm of [29] but achieves a higher degree of parallelism. Our algorithm, unlike those of [155] and [29] discussed in Section 3.3, does *not* simulate an iterated construction and deletion of spanning forests. Instead, all the forests are constructed simultaneously. Since our algorithm is not using scan-first search, it is not guaranteed to leave an edge out of the certificate and therefore cannot be used to implement Nagamochi and Ibaraki's contraction-based algorithm of section 3.4.

The notation needed to describe this construction is somewhat complex, so first we give some intuition. To construct a maximal jungle, we begin with an empty jungle and repeatedly *augment* it by adding additional edges from the graph until no further augmentation is possible. Consider one of the forests in the jungle. The non-jungle edges that may be added to that forest without creating a cycle are just the edges that cross between two different trees of that forest. We let each tree claim some such edge incident upon it. Hopefully,

each forest will claim and receive a large number of edges, thus significantly increasing the number of edges in the jungle.

Two problems arise. The first is that several trees may claim a particular edge. However, the arbitration of these claims can be transformed into a maximal matching problem and solved in \mathcal{NC} . Another problem is that since each tree is claiming an edge, a cycle might be formed when the claimed edges are added to the forest (for example, two trees may each claim an edge connecting those two trees). We will remedy this problem as well.

Definition 5.2.1 *An augmentation of a k -jungle $J = \{F_1, \dots, F_k\}$ is a collection $A = \{E_1, \dots, E_k\}$ of k disjoint sets of non-jungle edges from G . At least one of the sets E_i must be non-empty. The edges of E_i are added to forest F_i .*

Definition 5.2.2 *A valid augmentation of J is one that does not create any cycles in any of the forests of J .*

Fact 5.2.3 *A jungle is maximal iff it has no valid augmentation.*

Given a jungle, it is convenient to view it in the following fashion. We construct a *reduced (multi)graph* G_F for each forest F . For each tree T in F , the reduced graph contains a *reduced vertex* v_T . For each edge e in G that connects trees T and U , we add an edge e_F connecting v_T and v_U . Since many edges can connect two forests, the reduced graph may have parallel edges. An edge e of G may induce many different edges, one in each forest's reduced graph.

Given any augmentation, the edges added to forest F can be mapped to their corresponding edges in G_F , inducing an *augmentation subgraph* of the reduced graph G_F .

Fact 5.2.4 *An augmentation is valid iff the augmentation subgraph it induces in each forest's reduced graph is a forest.*

Care should be taken not to confuse the forest F with the forest that is the augmentation subgraph of G_F .

Our construction proceeds in a series of $O(\log m)$ phases in which we add edges to the jungle J . In each phase we find a valid augmentation of J whose size is a constant fraction of the largest possible valid augmentation. Since we reduce the maximum possible number of edges that can be added to J by a constant fraction each time, and since the maximum jungle size is m , J will have to be maximal after $O(\log m)$ phases.

To find a large valid augmentation, we solve a maximal matching problem on a bipartite graph H . Let one vertex set of H consist of the vertices v_T in the various reduced multigraphs, *i.e.*, the trees in the jungle. Let the other vertex set consist of one vertex v_e for each non-jungle-edge e in G . Connect each reduced vertex v_T of G_F to v_e if e_F is incident on v_T in G_F . Equivalently, we are connecting each tree in the jungle to the edges incident upon it in G . Note that this means each edge in G_F is a valid augmenting edge for F . To bound the size of H , note that each vertex v_e will have at most $2k$ incident edges, because it will be incident on at most 2 trees of each forest. Thus the total number of edges in H is $O(km)$.

Lemma 5.2.5 *A valid augmentation of J induces a matching in H of the same size.*

Proof: Consider a valid augmentation of the jungle. We set up a corresponding matching in H between the edges of the augmentation and the reduced vertices as follows. For each forest F in J , consider its reduced multigraph G_F . Since the augmentation is valid, the augmenting edges in G_F form a forest (Fact 5.2.4). Root each tree in this forest arbitrarily. Each non-root reduced vertex v_T has a unique augmentation edge e_F leading to its parent. Since edge e is added to F no other forest F' will use edge $e_{F'}$, so we can match v_T to v_e . It follows that every augmentation edge is matched to a unique reduced vertex. ■

Lemma 5.2.6 *Given a matching in H , a valid augmentation of J of size at least half the size of the matching can be constructed in \mathcal{NC} .*

Proof: If edge $e \in G$ is matched to reduced vertex $v_T \in G_F$, tentatively assign e to forest F . Consider the set A of edges in G_F that correspond to the G -edges assigned to F . The edges of A may induce cycles in G_F , which would mean (Fact 5.2.4) that A does not correspond to a valid augmentation of F . However, if we find an acyclic subset of A then the G -edges corresponding to this subset will form a valid augmentation of F .

To find this subset, arbitrarily number the vertices in the reduced graph G_F . Direct each edge in A away from the reduced vertex to which it was matched (so each vertex has outdegree one), and split the edges into two groups: $A_0 \subseteq A$ are the edges directed from a smaller numbered to a larger numbered vertex, and $A_1 \subseteq A$ are the edges directed from a larger numbered to a smaller numbered vertex. One of these sets, say A_0 , contains at least half the edges of A . However, A_0 creates no cycles in the reduced multigraph. Its (directed) edges can form no cycle obeying the edge directions, since such a cycle must

contain an edge directed from a larger numbered to a smaller numbered vertex. On the other hand, any cycle disobeying the edge directions must contain a vertex with outdegree two, an impossibility. It follows that the edges of A_0 form a valid augmentation of F of at least half the size of the matching.

If we apply this construction to each forest F in parallel, we get a valid augmentation of the jungle. Furthermore, each forest will gain at least half the edges assigned to it in the matching, so the augmentation has the desired size. ■

Theorem 5.2.7 *Given G and k , a maximal k -jungle of G can be found in \mathcal{NC} using $O(km)$ processors.*

Proof: We begin with an empty jungle and repeatedly augment it. Given the current jungle J , construct the bipartite graph H as was previously described and use it to find an augmentation. Let a be the size of a maximum augmentation of J . Lemma 5.2.5 shows that H must have a matching of size a . It follows that any maximal matching in H must have size at least $a/2$, since at least one endpoint of each edge in any maximum matching must be matched in any maximal matching. Several \mathcal{NC} algorithms for maximal matching exist—for example, that of Israeli and Shiloach [93]. Lemma 5.2.6 shows that after we find a maximal matching, we can (in \mathcal{NC}) transform this matching into an augmentation of size at least $a/4$. Since we find an augmentation of size at least one fourth the maximum each time, and since the maximum jungle size is m , the number of augmentations needed to make a J maximal is $O(\log m)$. Since each augmentation is found in \mathcal{NC} , the maximal jungle can be found in \mathcal{NC} .

The processor cost of this algorithm is dominated by that of finding the matching in the graph H . The algorithm of Israeli and Shiloach requires a linear number of processors, and is being run on a graph of size $O(km)$. ■

5.2.1 Parallelizing Matula's Algorithm

Now observe that the central element of Matula's approximation algorithm (Section 3.5) is the call to a sparse certificate subroutine. Furthermore, it is easy to implement the other steps of the algorithm in \mathcal{NC} using a linear number of processors. Thus to parallelize Matula's Algorithm we need only find sparse certificates in parallel. If we use our newly developed sparse certificate algorithm (Section 5.2), we have:

Lemma 5.2.8 *A $(2 + \epsilon)$ -minimal cut in an unweighted graph can be found in \mathcal{NC} using $O(cm) = O(m^2/n)$ processors.*

Proof: A graph with m edges has a vertex with degree $O(m/n)$; the minimum cut can therefore be no larger. It follows that the approximation algorithm will construct k -jungles with $k = O(m/n)$. ■

5.3 Reducing to Approximation

In this section, we show how the problem of finding a minimum cut in a graph can be reduced to that of finding a $(2 + \epsilon)$ -approximation. Our technique is to “kill” all cuts of size less than $(2 + \epsilon)c$ other than the minimum cut itself. The minimum cut is then the only cut of size less than $(2 + \epsilon)c$, and thus must be the output of the approximation algorithm of Section 5.2.1. To implement this idea, we focus on a particular minimum cut that partitions the vertices of G into two sets A and B . Consider the graphs induced by A and B .

Lemma 5.3.1 *The minimum cuts in A and in B have value at least $c/2$.*

Proof: Suppose A has a cut into X and Y of value less than $c/2$. Only c edges go from X and Y to B , so one of X or Y (say X) must have at most $c/2$ edges leading to B . Since X also has less than $c/2$ edges leading to Y , the cut (X, \overline{X}) has value less than c , a contradiction. ■

It follows from the cut counting theorem (Theorem 4.7.6) that there are $n^{O(1)}$ cuts of weight less than $(2 + \epsilon)c$. Call these cuts the *target cuts*.

Lemma 5.3.2 *Let Y be a set containing edges from every target cut but not the minimum cut. If every edge in Y is contracted, then the contracted graph has a unique cut of weight less than $(2 + \epsilon)c$ —the one corresponding to the original minimum cut.*

Proof: Clearly contracting the edges of Y does not affect the minimum cut. Now suppose this contracted graph had some other cut C of value less than $(2 + \epsilon)c$. It corresponds to some cut of the same value in the original graph. Since it is not the minimum cut, it must induce a cut in either A or B , and this induced cut must also have value less than $(2 + \epsilon)c$. This induced cut is then a target cut, so one of its edges will have been contracted. But this prevents C from being a cut in the contracted graph, a contradiction. ■

It follows that by running the \mathcal{NC} $(2 + \epsilon)$ -approximation algorithm of Section 5.2.1 on the contracted graph we will find the minimum cut, since the actual minimum cut is the only one that is small enough to meet the approximation criterion. Our goal is thus to find a collection of edges that intersects every target cut but not the minimum cut. This problem can be phrased more abstractly as follows: Over some universe U , an adversary selects a polynomially sized collection of “target” sets of roughly equal size (the small cuts’ edge sets), together with a disjoint “safe” set of about the same size (the minimum cut edges). We want to find a collection of elements that intersect every target set but not the safe set. Note that we do not know what the target or safe sets are, but we do have an upper bound on the number of target sets. We proceed to formalize this problem as the *Safe Sets Problem*.

5.4 The Safe Sets Problem

We describe a general form of the problem. Fix a universe $U = \{1, \dots, u\}$ of size u .

Definition 5.4.1 A (u, k, α) safe set instance *consists of a safe set $S \subseteq U$ and a collection of k target sets $T_1, \dots, T_k \subseteq U$ such that*

- *constant $\alpha > 0$,*
- *for $1 \leq i \leq k$, $|T_i| \geq \alpha|S|$, and*
- *for $1 \leq i \leq k$, $T_i \cap S = \emptyset$.*

We will use the notation that $s = |S|$, $t_i = |T_i|$, and $t = \alpha s \leq t_i$. The value of s is not specified in a safe set instance but, as will become clear shortly, it is reasonable to assume that it is known explicitly. Finally, while the safe set S is disjoint from all the target sets, the target sets may intersect each other.

Definition 5.4.2 An *isolator for the safe set instance is a set that intersects all the target sets but not the safe set.*

An isolator is easy to compute (even in parallel) for any given safe sets instance provided the sets S, T_1, \dots, T_k are explicitly specified. However, our goal is to find an isolator in the setting where only u, k and α are known, but the actual sets S, T_1, \dots, T_k are not specified. We can formulate this goal as the problem of finding a *universal isolating family*.

Definition 5.4.3 A (u, k, α) -universal isolating family is a collection of subsets of U that contains an isolator for any (u, k, α) safe set instance.

To see that this general formulation captures our cut isolation problem, note that the minimum cut is the safe set in an (m, k, α) safe set instance. The universe is the set of edges, of size m ; the target sets are the small cuts of the two sides of the minimum cut; k is the number of such small cuts and (by Theorem 4.7.6 and Lemma 5.3.2) can be bounded by a polynomial in $n < m$; and $\alpha = 2 + \epsilon$. The safe set size s is the minimum cut size c and the approximation algorithm of Section 5.2.1 allows us to estimate $s = c$ to within a constant factor.

In Section 5.5, we give an \mathcal{NC} algorithm for constructing a polynomial-size (u, k, α) -universal isolating family. Before doing so, we give the details of how it can be used to solve the minimum cut problem in \mathcal{NC} .

5.4.1 Unweighted Minimum Cuts and Approximations

We begin by addressing unweighted graphs, extending to weighted graphs in Section 5.4.2. We have already observed that we can solve the minimum cut problem by contracting an edge from every cut of value less than $(2 + \epsilon)c$ except the minimum cut. Let $k = n^{O(1)}$ be the bound on the number of target cuts. Using our \mathcal{NC} solution to the Safe Sets Problem, we can construct a polynomial size (m, k, α) -isolating family. One of the sets in the isolating family intersects every target cut but not the minimum cut. Thus, if in parallel we try each set in the isolating family, contracting all the edges in it and finding an approximately minimum cut in the resulting graph, then one of these trials will yield the minimum cut. Since each trial can easily be implemented in \mathcal{NC} using the \mathcal{NC} approximation algorithm of Section 5.2.1, and since there are only polynomially many trials, the entire process can be implemented in \mathcal{NC} .

We also have the following extension to approximately minimum cuts which we need for the weighted graph analysis:

Lemma 5.4.4 *If (A, B) is a cut with value $(2 - \kappa)c$, then A and B both have minimum cut size at least κc .*

Proof: A variation on the proof of Lemma 5.3.1. ■

Corollary 5.4.5 *Given any positive constant κ , all cuts of size less than $(2 - \kappa)c$ can be found in \mathcal{NC} .*

Proof: Given a $(2 - \kappa)$ -minimum cut (A, B) , the problem of contracting all cuts in A and B of size less than, say, $3(2 - \kappa)c$ is an (m, k, c) Safe Sets Problem with $k = m^{O(1)}$ (by the previous lemma and Theorem 4.7.6). It follows that the safe sets approach can solve it. Afterwards, we find the cut by applying the approximation algorithm. ■

Remark: This result says nothing about cuts of value exceeding twice the minimum. In Chapter 9, we will show that in fact the derandomization holds for finding cuts within an arbitrary constant multiple of the minimum. ■

5.4.2 Extension to Weighted Graphs

If the weights in a graph are polynomially bounded integers, we can transform the graph into a multigraph with a polynomial number of edges by replacing an edge of weight w with w parallel unweighted edges. Then we can use the unweighted multigraph algorithm to find the minimum cut.

If the edge weights are large, we use the minimum spanning tree technique of Section 4.6.2 to estimate the weight of the minimum cut to within a multiplicative factor of $O(n^2)$. Let $w < c < n^2w$ be this estimated bound in the minimum cut weight c . We can immediately contract all edges of weight exceeding n^2w , since they cannot cross the minimum cut. Afterwards, the total amount of weight remaining in the graph is at most n^4w . Now multiply each edge weight by n^3/w , so that the minimum cut is scaled to be between n^3 and n^5 . Next round each edge weight to the nearest integer to get a graph with polynomially bounded edge weights. This will change the value of each cut by at most n^2 in absolute terms, implying a relative change by at most a $(1 + 1/n)$ factor. Thus the cut of minimal weight in the original graph has weight within a $(1 + 1/n)$ factor of the minimum cut in the new graph. By Corollary 5.4.5, all such nearly minimum cuts can be found in \mathcal{NC} with the previously described algorithms. All we need to do to find the actual minimum cut is inspect every one of the small cuts we find in the scaled graph and compute its value according to the original edge weights.

5.5 Solving the Safe Sets Problem

In this section, we give the derandomization leading to an \mathcal{NC} algorithm for constructing an isolating family. Our goal is: given U , k , and α , generate a (u, k, α) -universal isolating family of size polynomial in u and k in \mathcal{NC} . We first give an existence proof for universal families of the desired size. For the purposes of this proof we assume that the value of s , the safe set size, is known explicitly. We discuss the validity of this assumption after the proof.

Theorem 5.5.1 *There exists a (u, k, α) -universal isolating family of size at most $uk^{O(1)}$.*

Proof: We use a standard probabilistic existence argument. Fix attention on a particular safe set instance. Suppose we mark each element of the universe with probability $\log k/s$, and let the marked elements form one member of the universal family. With probability $k^{-O(1)}$ the safe set is not marked but all the target sets are. Thus if we perform $k^{O(1)}$ trials, we can reduce the probability of not producing an isolator for this instance to $1/2$. If we do this $uk^{O(1)}$ times, then the probability of failure on the instance is $2^{-uk^{O(1)}}$. If we now consider all $2^{uk^{O(1)}}$ safe set instances, the probability that we fail to generate a safe set for all of them during all the trials is less than 1. ■

It is not very hard to see that this existence proof can be converted into a randomized (\mathcal{RNC}) construction of a polynomial size (u, k, α) -universal isolating family. In the application to the minimum cut problem, we only know of an upper bound on the value of k but it is clear that this suffices for the existence proof and the randomized construction.

It may appear that the assumption that s is known will not allow us to apply this randomized construction to the minimum cut problem where the whole point is to determine the value of $s = c$. To remove this assumption, first note that it suffices to have only a constant factor approximation to the value of s , which is known in the minimum cut application. In general, however, we do not even need this constant factor approximation since we could construct universal sets for $s = 1, 2, 4, 8, \dots, u$ and take their union, obtaining a family that was universal for all s . It would increase the number of sets in the family to $uk^{O(1)} \log u$ but would increase the total size of the family by only a constant factor.

5.5.1 Constructing Universal Families

We proceed to derandomize the construction of a universal isolating family. To perform the derandomization, we fix our attention on a particular safe set instance, and show that our construction will contain an isolator for that instance. It will follow that our construction contains an isolator for every instance.

Suppose we independently mark each element of U with probability $1/s$. The probability that a subset of size x does not contain any marked elements is $(1 - 1/s)^x$. We use the following standard inequalities:

$$\left(e^{-1} \left(1 - \frac{1}{s} \right) \right)^{x/s} \leq \left(1 - \frac{1}{s} \right)^x \leq e^{-x/s}.$$

Let \mathcal{E}_i be the event that T_i does contain some and S does not contain any marked elements. Then, using the fact that S and T_i are disjoint, it follows that

$$\begin{aligned} \Pr[\mathcal{E}_i] &= \left(1 - \left(1 - \frac{1}{s} \right)^{t_i} \right) \left(1 - \frac{1}{s} \right)^s \\ &\geq (1 - e^{-\alpha}) \left(e^{-1} \left(1 - \frac{1}{s} \right) \right). \end{aligned}$$

Since α is a constant, there is a constant probability of \mathcal{E}_i , *i.e.* that no element of S is marked but some element of T_i is marked. Call this event *good for T_i* or simply *good for i* and call the set of marked elements a *good set for T_i* . For each trial, we have some constant probability that the trial is good for a particular i . The marked elements would isolate S if they were good for every T_i .

We now show that in fact pairwise independence in the marking of elements is all that is needed to achieve the desired constant probability of being good for i . The analysis of the use of pairwise instead of complete independence is fairly standard [32, 144], and the particular proof given below is similar to that of Luby, Naor, and Naor [145].

Choose $p = 1/\delta s$ where $\delta = 2 + \alpha$. Suppose each element of U is marked with probability p *pairwise independently* to obtain a mark set $M \subseteq U$. For any element $x \in U$, we define the following two events under the pairwise independent marking:

- \mathcal{M}_x : the event that element x is marked,
- \mathcal{S}_x : the event that element x is marked but no element of the safe set S is marked.

We have that $\Pr[\mathcal{M}_x] = p$ and the events $\{\mathcal{M}_x\}$ are pairwise independent. Further, the mark set M is good for a target set T_i if and only if the event \mathcal{S}_x occurs for some element

$x \in T_i$. The following lemmas help to establish a constant lower bound on the probability that M is good for T_i .

Lemma 5.5.2 *For any element $x \in U \setminus S$,*

$$\Pr[\mathcal{S}_x] \geq \frac{\delta - 1}{\delta^2 s}.$$

Proof: The probability that x is marked but no element of S is marked can be written as the product of the following two probabilities:

- the probability that x is marked, and
- the probability that no element of S is marked conditional upon x being marked.

We obtain that

$$\begin{aligned} \Pr[\mathcal{S}_x] &= \Pr[\cap_{j \in S} \overline{\mathcal{M}}_j \mid \mathcal{M}_x] \times \Pr[\mathcal{M}_x] \\ &= (1 - \Pr[\cup_{j \in S} \mathcal{M}_j \mid \mathcal{M}_x]) \times \Pr[\mathcal{M}_x] \\ &\geq \left(1 - \sum_{j \in S} \Pr[\mathcal{M}_j \mid \mathcal{M}_x]\right) \times \Pr[\mathcal{M}_x]. \end{aligned}$$

Since $x \notin S$, we have that $j \neq x$. The pairwise independence of the marking now implies that $\Pr[\mathcal{M}_j \mid \mathcal{M}_x] = \Pr[\mathcal{M}_j]$, and so we obtain that

$$\begin{aligned} \Pr[\mathcal{S}_x] &\geq \left(1 - \sum_{j \in S} \Pr[\mathcal{M}_j]\right) \times \Pr[\mathcal{M}_x] \\ &= (1 - sp)p \\ &= \left(1 - \frac{1}{\delta}\right) \frac{1}{\delta s} \\ &= \frac{\delta - 1}{\delta^2 s}. \end{aligned}$$

■

Lemma 5.5.3 *For any pair of elements $x, y \in U \setminus S$,*

$$\Pr[\mathcal{S}_x \cap \mathcal{S}_y] \leq \frac{1}{\delta^2 s^2}.$$

Proof: Using conditional probabilities as in the proof of Lemma 5.5.2, we have that

$$\begin{aligned}
\Pr[\mathcal{S}_x \cap \mathcal{S}_y] &= \Pr[(\mathcal{M}_x \cap \mathcal{M}_y) \cap (\cap_{j \in S} \overline{\mathcal{M}}_j)] \\
&= \Pr[\cap_{j \in S} \overline{\mathcal{M}}_j \mid \mathcal{M}_x \cap \mathcal{M}_y] \times \Pr[\mathcal{M}_x \cap \mathcal{M}_y] \\
&\leq \Pr[\mathcal{M}_x \cap \mathcal{M}_y] \\
&= p^2,
\end{aligned}$$

where the last step follows from the pairwise independence of the marking. Plugging in the value of p gives the desired result. \blacksquare

Theorem 5.5.4 *The probability that the pairwise independent marking is good for any specific target set T_i is bounded from below by a positive constant.*

Proof: Recall that $|T_i| \geq t = \alpha s$ and arbitrarily choose a subset $T \subseteq T_i$ such that $|T| = t = \alpha s$, assuming without loss of generality that t is a positive integer. The probability the mark set M is good for T_i is given by $\Pr[\cup_{x \in T_i} \mathcal{S}_x]$. We can lower bound this probability as follows

$$\begin{aligned}
\Pr[\cup_{x \in T_i} \mathcal{S}_x] &\geq \Pr[\cup_{x \in T} \mathcal{S}_x] \\
&\geq \sum_{x \in T} \Pr[\mathcal{S}_x] - \sum_{x, y \in T} \Pr[\mathcal{S}_x \cap \mathcal{S}_y],
\end{aligned}$$

using the principle of inclusion-exclusion. Invoking Lemmas 5.5.2 and 5.5.3, we obtain that

$$\begin{aligned}
\Pr[\cup_{x \in T_i} \mathcal{S}_x] &\geq \frac{t(\delta - 1)}{\delta^2 s} - \binom{t}{2} \frac{1}{\delta^2 s^2} \\
&\geq \frac{t(\delta - 1)}{\delta^2 s} - \frac{t^2}{\delta^2 s^2} \\
&= \frac{\alpha(\delta - 1)}{\delta^2} - \frac{\alpha^2}{2\delta^2} \\
&= \frac{\alpha}{2(2 + \alpha)},
\end{aligned}$$

where the last expression follows from our choice of $\delta = 2 + \alpha$. Clearly, for any positive constant α , the last expression is a positive constant. \blacksquare

The pairwise independence used above can be achieved using $O(\log u + \log s)$ random bits as a seed to generate pairwise-independent variables for the marking trial. The $O(\log u)$ term comes from the need to generate u random variables; the $O(\log s)$ term comes from the

fact that the denominator in the marking probability is proportional to s . Since $s \leq u$, the number of random bits needed to generate the pairwise independent marking is $O(\log u)$.

We can boost the probability of success to any desired constant β by using $O(1)$ independent iterations of the random marking process, each yielding a different mark set. This increases the size of the seed needed by only a constant factor. We can think of this pairwise independent marking algorithm as a function f that takes a truly random seed R of $O(\log u)$ bits and returns $O(1)$ subsets of U . Randomizing over seeds R , the probability that $f(R)$ contains at least one good set for target T_i is β .

The next step is to reduce the probability of failure from a constant $1 - \beta$ to an inverse polynomially small value. This reduction relies on the behavior of random walks on expanders. We need an explicit construction of a family of bounded degree expanders, and a convenient construction is that of Gabber and Galil [65]. They show that for sufficiently large n , there exists a graph G_n on n vertices with the following properties: the graph is 7-regular; it has a constant expansion factor; and, for some constant ϵ , the second eigenvalue of the graph is at most $1 - \epsilon$. The following is a minor adaptation of a result due to Ajtai, Komlós and Szemerédi [4] (see also [92, 35]) which presents a crucial property of random walks on the expander G_n .

Theorem 5.5.5 ([4]) *Let B be a subset of $V(G_n)$ of size at most $(1 - \beta)n$, for some constant β . Then there exists a constant γ such that for a random walk of length $\gamma \log k$ on G_n , the probability that the vertices visited are all from B is $O(k^{-2})$.*

Notice that performing a random walk of length $\gamma \log k$ on G_n requires $O(\log n + \log k)$ random bits—choosing a random starting vertex requires $\log n$ random bits and, since the degree is constant, each step of the walk requires $O(1)$ random bits. We use this random walk result as follows. Each vertex of the expander corresponds to a seed for the mark set generator f described above; thus, $\log n = O(\log u)$, implying that we need a total of $O(\log u + \log k)$ random bits for the random walk. Choosing B to be the set of bad seeds for T_i , *i.e.* those that generate set families containing no good sets for T_i , and noting that by construction B has size $(1 - \beta)n$, allows us to prove the following theorem.

Theorem 5.5.6 *A (u, k, α) universal family for U of size $(uk)^{O(1)}$ can be generated in \mathcal{NC} .*

Proof: Use $O(\log u + \log k)$ random bits in the expander walk to generate $\Theta(\log k)$ pseudo-random seeds. Then use each seed as an input to the mark set generator f . Let H denote

the $\Theta(\log k)$ sets generated throughout these trials (we give $\Theta(\log k)$ inputs to f , each of which generates $O(1)$ sets). Since the probability that f generates a good-for- i set on a random input is β , we can choose constants and apply Theorem 5.5.5 to ensure that with probability $1 - 1/k^2$, one of our pseudo-random seeds is such that H contains a good set for T_i . It follows that with probability $1 - 1/k$, H contains good sets for every one of the T_i . Note that the good sets for different targets might be different. However, consider the collection C of all possible unions of sets in H . Since H has $O(\log k)$ sets, C has size $2^{|H|} = k^{O(1)}$. One set in C consists of the union of all the good-for-some- i sets in H ; this set intersects every T_i but does not intersect the safe set, and is thus an isolator for our instance.

We have shown that with $O(\log u + \log k)$ random bits, we generate a family of $k^{O(1)}$ sets such that there is a nonzero probability that one of the sets isolates the safe sets instance. It follows that if we try all possible $O(\log u + \log k)$ bit seeds, one of them must yield a collection that contains an isolator. All these seeds together will generate $(uk)^{O(1)}$ sets, one of which must be the desired one.

For a given input seed, the pairwise independent generation of sets by f is easily parallelizable. Given a particular $O(\log u + \log k)$ bit seed for the expander walk, Theorem 5.5.5 says that performing the walk to generate the seeds for f takes $O(\log u + \log k)$ time. We can clearly perform walks in parallel for all possible seeds. The various sets that are output as a result must contain a solution for any particular safe set instance; it follows that the output collection is a (u, k, c) universal isolating family. ■

Remark: It should be noted that by itself, this safe sets construction is not sufficient to derandomize the minimum cut algorithm. Combined directly with the Luby, Naor, and Naor technique, it can find a set of edges that contains an edge incident to each vertex but not any of the minimum cut edges. Unfortunately, such an edge set need only halve the number of vertices (*e.g.*, if the edge set is a perfect matching), so $\Omega(\log n)$ phases would still be necessary—the same flaw as in [145]. The power of the technique comes through its combination with the approximation algorithm, which allows us to solve the entire problem in a single phase with $O(\log n)$ random bits. This, of course, lets us fully derandomize the algorithm. ■

5.6 Conclusion

This chapter has shown that the minimum cut problem can be solved in \mathcal{NC} . However, the algorithm presented is somewhat impractical. The natural open problem is to find a practical \mathcal{NC} algorithm for minimum cuts. An easier goal might be to improve the efficiency of the approximation algorithm. Our algorithm uses m^2/n processors. Matula's sequential approximation algorithm uses only linear time, and the \mathcal{RNC} minimum cut algorithm of Chapter 4 uses only n^2 processors. Both these facts suggest that a more efficient \mathcal{NC} algorithm might be possible.

We also introduced a new combinatorial problem, the safe sets problem. This problem seems very natural and it would be nice to find further applications for it. Other applications of the combination of pairwise independence and random walks would also be interesting.

A preliminary version of this chapter has appeared earlier as an extended abstract [107].

Chapter 6

Random Sampling from Graphs

6.1 Introduction

Cuts play an important role in determining the solutions to many graph problems besides global minimum cuts. The s - t minimum cut and maximum flow are determined by the smallest of all cuts that separate s and t . In the \mathcal{NP} -complete *network design problem*, the goal is to output a graph that satisfies certain specified connectivity requirements by containing no small cuts. A special case is to find a minimum size (number of edges) k -connected subgraph of a k -connected graph. Other problems to which cuts are relevant include finding a minimum *balanced* cut (in which both sides of the cut are “large”) and finding an orientation (assignment of directions) of the edges of an undirected graph which makes it k -connected as a directed graph. Cuts also play an important role in multicommodity flow problems, though the connection is not as tight as for the standard max-flow problem [137].

In this chapter we show that random sampling is a powerful tool for cut-dependent undirected graph problems. We define and use a *graph skeleton*. Given a graph, a skeleton is constructed on the same set of vertices by including a small random sample from the graph’s edges. Our main result is that skeletons accurately approximate all cut values in the original graph. Thus, random subgraphs can often be used as substitutes for the original graphs in cut and flow problems. Since the subgraphs are small, improved time bounds result. Skeletons are conceptually related to the sparse connectivity certificates discussed in Section 3.3. The skeleton is a kind of sparse *approximate* certificate.

In the most obvious application, by computing minimum cuts and maximum flows in the

skeleton, we get fast algorithms for approximating minimum cuts and maximum flows. In Section 6.3, we give a linear time algorithm for finding a $(1 + \epsilon)$ -approximation to the minimum cut in any weighted graph, thus improving on Matula's previous $(2 + \epsilon)$ -approximation algorithm. We also improve the processor bounds of the parallel $(2 + \epsilon)$ -approximation algorithm of Section 5.2.1 and extend it to weighted graphs. Lastly, we show how to maintain an approximately minimum cut *dynamically* as edges are added to or deleted from a graph. These algorithms are all Monte Carlo. We give verification techniques that can be used to make the algorithms Las Vegas. Finally, we give a randomized divide and conquer scheme which to find a minimum cut in $\tilde{O}(m\sqrt{c})$ time, improving on Gabow's algorithm by a \sqrt{c} factor.

In Section 6.6, we show how to apply our theorems in randomized rounding for network design problems. In these \mathcal{NP} -complete problems, the goal is to construct a minimum cost network satisfying certain connectivity requirements. We improve the approximation ratios from $O(\log n)$ to $1 + o(1)$ for a large class of these problems.

All of our techniques apply only to undirected graphs, as cuts in directed graphs do not appear to have the same predictable behavior under random sampling. As might be expected, the most direct applications of our techniques are to minimum cut problems; we focus on these and leave extensions to other problems to Part II.

6.1.1 Cuts and Flows

We present algorithms for approximating and for exactly finding s - t and global minimum cuts and maximum flows. To this end, we make the following extension to the definition of α -minimal cuts.

Definition 6.1.1 *An α -minimal s - t cut is a cut whose weight is at most α times that of the s - t minimum cut. An α -maximal s - t flow is an s - t flow of value at least α times the optimum.*

Supposing that an s - t minimum cut has value v , we give randomized Monte Carlo (MC) and Las Vegas (LV) algorithms to find the following objects in unweighted, undirected graphs:

- A minimum cut in $\tilde{O}(m\sqrt{c})$ time (LV),
- A $(1 + \epsilon)$ -minimal cut in $\tilde{O}(m + n/\epsilon^3)$ time (MC) or $\tilde{O}(m/\epsilon)$ time (LV).

- An s - t maximum flow in $\tilde{O}(mv/\sqrt{c})$ time (LV),
- A $(1 - \epsilon)$ -maximal s - t flow in $\tilde{O}(mv/\epsilon c)$ time (LV),
- A $(1 + \epsilon)$ -minimal s - t cut in $O(m + n(v/c)\epsilon^{-3}) = O(mv/\epsilon^3 c^2)$ time (MC) or $\tilde{O}(mv/\epsilon c)$ time (LV),

Our cut approximation algorithms extend to weighted graphs with roughly the same time bounds. The flow approximation algorithms and exact algorithms can use a “splitting” technique that, for a given maximum edge weight U , increases the time bounds of the flow algorithms by a factor of \sqrt{U} rather than the naive factor of U .

Previously, the best time bound for computing maximum flows in unweighted graphs was $O(m \cdot \min(v, n^{2/3}, \sqrt{m}))$, achieved using blocking flows (cf. [181]). In the *unit graphs* that arise in bipartite matching problems, a running time of $O(m\sqrt{n})$ is achieved (Feder and Motwani [55] improved this bound by an additional $O(\log n)$ factor). Our exact algorithm’s bounds dominate these whenever the ratio v/\sqrt{c} is small, and in particular when c is large. Our approximation algorithms are even better: for example, we can approximate s - t minimum cuts to within any constant factor in $\tilde{O}(m)$ time so long as $c = \Omega(\sqrt{n})$. We are aware of no previous work on approximating s - t minimum cuts or maximum flows, although blocking flows can be used to achieve a certain large absolute error bound. Matula’s algorithm (Section 3.5) was previously the best approximation algorithm; we improve the accuracy from $(2 + \epsilon)$ to $(1 + \epsilon)$ in a Las Vegas algorithm with the same time bound, as well as giving efficient parallel and dynamic approximation algorithms.

6.1.2 Network Design

From random sampling, it is a small step to show that *randomized rounding* can be effectively applied to graphs with fractional edge weights, yielding integrally weighted graphs with roughly the same cut values. This makes randomized rounding a useful tool in *network design* problems. Here, we use random sampling as a *postprocessing* rather than a preprocessing step.

A network design problem is specified by an input graph G with each edge assigned a cost. The goal is to output a subgraph of G satisfying certain connectivity requirements at minimum cost (measured as the sum of the costs of edges used). These requirements are described by specifying a minimum number of edges that must cross each cut of G . Since the number of cuts is exponential, the requirements are typically described implicitly, for

example by specifying the desired connectivity of the output graph. The network design formulation easily captures many classic problems, some \mathcal{NP} -complete, including perfect matching, minimum cost flow, Steiner tree, and minimum T-join. It also captures the *minimum cost k -connected subgraph problem*, where the goal is to build a minimum cost graph with minimum cut k . The minimum cost 1-connected subgraph is just the minimum spanning tree, but for larger values of k the problem is \mathcal{NP} -complete even when all edge costs are 1 or infinity [53].

Our cut-sampling theorems allow edges to be sampled with different probabilities. This lets us apply the randomized rounding technique of Raghavan and Thompson [168] to the fractional solutions and get good approximation ratios, despite the fact that the rounding must simultaneously satisfy exponentially many constraints. Our techniques apply to a large class of network design problems, the one restriction being that the minimum connectivity requirement be large. For example, for the k -connected subgraph problem, we give an approximation algorithm with performance ratio $1 + O(\sqrt{(\log n)/k})$. For any $k \gg \log n$, this improves on the previous best known approximation factor of 2 given by Khuller and Vishkin [119]. We give the same approximation ratio for a broader range of problems in which the previous best approximation ratio was $O(\log n)$.

6.2 A Sampling Model and Theorems

6.2.1 Graph Skeletons

Our algorithms are all based upon the following model of random sampling in graphs. We are given an unweighted multigraph G with a *sampling probability* p_e for each edge e , and we construct a random subgraph, or *skeleton*, on the same vertices by placing each edge e in the skeleton independently with probability p_e . Let \hat{G} denote the weighted graph with the vertices and edges of G and with edge weight p_e assigned to edge e , and let \hat{c} be the minimum cut of \hat{G} . There is an obvious 1 to 1 correspondence between cuts in G and \hat{G} . The graph \hat{G} is in some sense the “expected value” of G , since the value of a cut in \hat{G} is the expected value of the corresponding cut in G . The quantity \hat{c} is the minimum expected value of any cut, which must be distinguished from the expected value of the minimum cut. Our main theorem says that so long as \hat{c} is sufficiently large, every cut in the skeleton takes on roughly its expected value.

Theorem 6.2.1 *Let $\epsilon = \sqrt{2(d+2)(\ln n)}/\hat{c} \leq 1$. Then with probability $1 - O(1/n^d)$, every cut in the skeleton of G has value between $(1 - \epsilon)$ and $(1 + \epsilon)$ times its expected value.*

Proof: We use two lemmas: The Chernoff bound (Appendix A.2) and Theorem 4.7.6 for counting cuts. Theorem 4.7.6 applied to \hat{G} says that the number of cuts with expected value within an α factor of the minimum increases exponentially with α . On the other hand, the Chernoff bound says that the probability one such cut diverges too far from its expected value decreases exponentially with α . Combining these two lemmas and balancing the exponential rates proves the theorem.

Let $r = 2^n - 2$ be the number of cuts in the graph, and let c_1, \dots, c_r be the expected values of the r cuts in the skeleton. Without loss of generality, assume the c_i are in increasing order so that $\hat{c} = c_1 \leq c_2, \dots \leq c_r$. Let p_k be the probability that the k^{th} cut diverges by more than ϵ from its expected value. Then the probability that some cut diverges by more than ϵ is at most $\sum p_k$, which we proceed to bound from above.

According to the Chernoff bound $p_k \leq e^{-\epsilon^2 c_k/2}$. We now proceed in two steps. First, consider the n^2 smallest cuts. Each of them has $c_k \geq \hat{c}$ and thus $p_k \leq n^{-(d+2)}$, so that

$$\sum_{k \leq n^2} p_k \leq (n^2)(n^{-(d+2)}) = n^{-d}.$$

Next, consider the remaining larger cuts. According to Theorem 4.7.6, there are less than $n^{2\alpha}$ cuts of expected value less than $\alpha\hat{c}$. Since we have numbered the cuts in increasing order, this means that $c_{n^{2\alpha}} \geq \alpha\hat{c}$. In other words, writing $k = n^{2\alpha}$,

$$c_k \geq \frac{\ln k}{2 \ln n} \cdot \hat{c},$$

and thus

$$p_k \leq k^{-(d+2)/2}.$$

It follows that

$$\begin{aligned} \sum_{k > n^2} p_k &\leq \sum_{k > n^2} k^{-(d+2)/2} \\ &\approx \int_{n^2}^r k^{-(d+2)/2} \\ &= O(n^{-d}) \end{aligned}$$

■

6.2.2 p -Skeletons

In many of our applications, we will fix some value p and set $p_e = p$ for all e . We call the resulting sample a p -skeleton of G and denote it $G(p)$. We have the following immediate corollary to Theorem 6.2.1.

Corollary 6.2.2 *Let G be any graph with minimum cut c and let $p = 2(d + 2)(\ln n)/\epsilon^2 c$ where $\epsilon \leq 1$. Then the probability that the value of some cut in $G(p)$ has value more than $(1 + \epsilon)$ or less than $(1 - \epsilon)$ times its expected value is $O(1/n^d)$.*

Proof: Note that the minimum expected cut is $\hat{c} = pc$ and apply Theorem 6.2.1. ■

To generate a skeleton, flip an appropriately biased coin for each edge. Flipping a biased coin is a special case of **Random-Select** in which we choose from the two-element set $\{H, T\}$, and there requires amortized $O(1)$ time per trial as is shown in Appendix A.3.

Lemma 6.2.3 *A p -skeleton of an unweighted graph can be constructed in $O(m)$ time.*

6.2.3 Weighted Graphs

We need to use a different approach to construct skeletons in weighted graphs. As with the Contraction Algorithm, we can equate a weighted graph with its corresponding multigraph. But under the previous scheme, we would need to flip one coin for each unit of weight in the graph, and this could take too much time. We therefore give an alternative scheme for multigraphs that has a better extension to weighted graphs.

Corollary 6.2.4 *Let G be an unweighted graph with minimum cut c and let $p = 2(d + 2)(\ln n)/\epsilon^2 c$. Let H be constructed from G by choosing $\lceil pm \rceil$ edges from G at random. Then the probability that the value of some cut of value v in G has value more than $(1 + \epsilon)pv$ or less than $(1 - \epsilon)pv$ in H is $O(n^{-d}\sqrt{pm})$.*

Proof: We could prove this corollary the same way we proved the cut-counting theorem, using a variant of the Chernoff bound for fixed size samples. Instead, let ERR denote the event that some cut diverges by more than ϵ from its expected value. We know that if we sample each edge with probability p , then $\Pr[ERR]$ is $O(1/n^d)$. Let S denote the number of edges actually chosen in such a sample. Note that S has the binomial distribution and

that its so-called *central term* $\Pr[S = \lceil pm \rceil] = \Omega(1/\sqrt{pm})$ (cf. [57]). We can evaluate *ERR* conditioning on the value of S :

$$\begin{aligned} 1/n^d &\geq \Pr[ERR] \\ &= \sum_k \Pr[S = k] \cdot \Pr[ERR \mid S = k] \\ &\geq \Pr[S = \lceil pm \rceil] \cdot \Pr[ERR \mid S = \lceil pm \rceil] \\ &= \Omega\left(\frac{1}{\sqrt{pm}}\right) \cdot \Pr[ERR \mid S = \lceil pm \rceil]. \end{aligned}$$

In other words, $\Pr[ERR \mid S = \lceil pm \rceil] = O(\sqrt{pm}/n^d)$. ■

This corollary tells us that so long as the expected number pm of edges in the skeleton is polynomial in n , we can construct the skeleton by taking a fixed size sample and get the same desired result of all cuts being within ϵ of their expectations with high probability. We can construct such a modified p -skeleton by making pm random selections from among the edges of the graph. In the weighted graph, we simulate this behavior if we choose each edge with probability proportional to the weight of the edge. This is accomplished in amortized $O(\log m)$ -time per selection using procedure `Random-Select` from Appendix A.3.

Corollary 6.2.5 *In an m -edge graph with total edge weight W , a p -skeleton can be constructed in $O(pW \log m)$ time.*

We have to deal with one small technicality. We would like to construct cumulative edge weights only once, and then sample from them pW times. But this models a slightly different approach from our original one. When we use the original method, sampling each edge of the corresponding multigraph with probability p , we select each edge at most once. If we perform pm samples without deleting multiedges, we might pick the same multiedge more than once. To see that such repeated selection does not affect the outcome, suppose we multiply each edge weight by some large k . This scales all cut values without changing their structure. Now suppose we build a (p/k) -skeleton in the new graph. We do so by performing $(kW)(p/k) = pW$ samples with the same biases as before. Now, however, there are so many multiedges in the corresponding multigraph that the probability of picking the same one twice is negligible. It follows that our analysis applies even if we do use a model of sampling without updating the sampling probabilities.

6.3 Approximating Minimum Cuts

We now show how sampling can be used for global minimum cuts. We have already discussed sequential (Gabow's algorithm of Section 3.2.2) and parallel (Section 5.2.1) minimum cut algorithms that are efficient on graphs with small minimum cuts. Using skeletons, we can transform graphs with large minimum cuts into graphs with small minimum cuts and then run these sparse graph algorithms. We use the following immediate extension of Corollary 6.2.2:

Theorem 6.3.1 *Let G be any graph with minimum cut c and let $p = \Omega((\ln n)/\epsilon^2 c)$. Then with high probability the minimum cut has value between $(1 - \epsilon)pc$ and $(1 + \epsilon)pc$.*

6.3.1 Estimating p

The obvious algorithm for estimating minimum cuts is to construct a p -skeleton, compute its minimum cut, and divide it by p to get a minimum cut in the original graph. In these algorithms, given an approximation bound ϵ , we will want to sample with the corresponding $p = \Theta((\ln n)/(\epsilon^2 c))$ of Theorem 6.2.1 in order to ensure that in the skeleton no cut diverges in value by more than ϵ times its expectation. This would appear to require knowledge of c . We now note that instead p can be determined by examining the skeleton.

Lemma 6.3.2 *With high probability, if $G(p)$ is constructed and has minimum cut $\hat{c} = \Omega((\log n)/\epsilon^2)$ for $\epsilon \leq 1$, then the minimum cut in G is $(1 \pm \epsilon)\hat{c}/p$.*

Proof: Suppose $pc \leq (\log n)/\epsilon^2$. Consider a particular minimum cut. The Chernoff bound says that with high probability, at most $O(\log n)$ edges will be sampled from the minimum cut and so the theorem is vacuously true. Otherwise, apply the sampling theorem. ■

In other words, so long as the skeleton has minimum cut $\Omega(\log n)$, the value of the minimum cut tells us the accuracy of the skeleton.

Remark: This lemma suggests yet another approach to constructing skeletons. Namely, sample edges from G , adding them to the skeleton, until the skeleton has minimum cut $(\log n)/\epsilon^2$. At this point, we know the skeleton approximates cuts to within ϵ . This will be important as we develop certain dynamic approximation algorithms in Section 10.5. ■

This lemma means we can use the following repeated-doubling scheme in our approximation algorithms. Suppose that the actual minimum cut is c and that the correct sampling

probability is $p = O((\log n)/\epsilon^2 c)$. If we use the correct p , then the sampling theorem says that the minimum cut is at least $\hat{c} = O((\log n)/\epsilon^2)$ with high probability. Suppose we have an overestimate $C > c$ for the minimum cut, and determine the corresponding sampling probability $P = O((\log n)/\epsilon^2 C)$ for constructing an ϵ -accurate skeleton in a graph with minimum cut C . Compute the minimum cut in this P -skeleton. If $P < p/2$, then sampling theorem says that the minimum cut is less than \hat{c} with high probability. If we discover this, we can halve our guess for C (doubling P) and try again. Eventually, we will have $P > 2p$, at which point the sampling theorem says the minimum cut in the P -skeleton exceeds \hat{c} . When we discover this, we also know by Lemma 6.3.2 that w.h.p. the P -skeleton approximates all cuts to within ϵ .

Assuming we have an overestimate $C > c$, we will require $O(\log(C/c))$ iterations of this doubling process to find the correct p . Furthermore, in each iteration, the minimum cut will be at most $\hat{c} = O((\log n)/\epsilon^2)$ and thus easy to compute.

We now apply these ideas to develop sequential, parallel, and dynamic algorithms for approximating the minimum cut. In each case, the goal is to take a minimum cut algorithm which is efficient on sparse graphs and to extend it to dense graphs by constructing skeletons.

6.3.2 Sequential Algorithms

For a sequential approximation algorithm, we apply Gabow's minimum cut algorithm (Section 3.2.2). Recall that Gabow's algorithm uses *complete intersections*, as an analogue to using augmenting paths in maximum flows to find minimum s - t cuts, and shows that the maximum *value* (number of trees) in such a complete intersection is equal to the value of the minimum cut in the graph. He uses a subroutine called **Round-Robin** to augment the complete intersection by one tree in $O(m \log(m/n))$ time, and thus finds the minimum cut in $\tilde{O}(mc)$ time.

Lemma 6.3.3 *In weighted graphs, a $(1+\epsilon)$ -minimal cut can be found in $O(m+n((\log n)/\epsilon)^4)$ time (Monte Carlo).*

Proof: Given an m edge graph, suppose first that c is known. Build a p -skeleton for p determined by c and ϵ , and use Gabow's min-cut algorithm to find a minimum cut in it. The skeleton has minimum cut $O((\log n)/\epsilon^2)$, so the running time is $O(m(\log^4 n)/(\epsilon^4 c))$. Now note that before we run the approximation algorithm, we can use Nagamochi and Ibaraki's sparse certificate algorithm (discussed in Section 3.3) to construct (in $O(m)$ time)

an $O(nc)$ -edge graph with the same approximately minimal cuts as our starting graph. This reduces the running time of the sampling algorithm to the stated bound. If the graph is weighted, the sparse certificate algorithm ensures that the total weight is cn ; thus the weighted skeleton construction runs in $O(pcn) = O(n((\log n)/\epsilon^2))$ time and does not affect the time bound.

Now suppose that c is not known but the graph is unweighted. Using Matula's approximation algorithm, we can get an estimate C for the minimum cut such that $c < C < 3c$. If we let $P = O((\log n)/\epsilon^2 C)$ such that $P > p$, and generate a P -skeleton, it will certainly approximate cuts to within ϵ . However, since $P = O(p)$, the analysis of the previous paragraph applies unchanged.

To extend the previous paragraph to weighted graphs, we need only modify our construction of the skeleton, since once we have constructed the skeleton our algorithms do not care whether or not the original graph was weighted. We use the weighted skeleton construction algorithm of Section 6.2.3. Since the total graph weight W could be arbitrarily large, the number of samples needed for the skeleton (pW) could also be arbitrarily large. To handle this problem, we construct a sparse $2C$ -connectivity certificate of the original graph, which by definition has the same minimum cut and approximate minimum cuts as the original graph. The resulting graph has total weight $O(nC)$, so the number of random samples made by the weighted skeleton construction is $O(PnC) = O(n(\log n)/\epsilon^2)$ as desired. ■

6.3.3 Parallel Algorithms

The skeleton construction can also be used to improve parallel minimum cut algorithms. Recall that in Section 5.2.1, we gave an \mathcal{NC} algorithm for finding a $(2 + \epsilon)$ -approximation to the minimum cut c using cm processors. Using a skeleton construction, we can reduce the processor cost to m (at the price of introducing randomization). First consider the skeleton construction. In an unweighted graph, it is easy to construct a p -skeleton in parallel using m processors: assign one processor to each edge, and have each processor flip an appropriately biased coin to decide whether or not to include its edge. Similarly, we can use pW processors to make pW selections from a graph of total weight W to construct a weighted graph's p -skeleton.

Lemma 6.3.4 *Let $1/\log n < \epsilon < 1$. In a weighted, undirected graph, a $(2 + \epsilon)$ -minimal cut can be found in \mathcal{RNC} using m/ϵ^2 processors (Monte Carlo).*

Proof: We initially assume c is known. Construct a p -skeleton, $p = O(\log n/\epsilon^2 c)$, which approximates cuts to within $\epsilon/4$ w.h.p. and has minimum cut $O((\log n)/\epsilon^2)$. Use the sparse cut approximation algorithm of Section 5.2.1 to find a $(2 + \epsilon/4)$ -minimal cut in the skeleton; this can be done in \mathcal{RNC} with m/ϵ^2 processors since the minimum cut is $O((\log n)/\epsilon^2)$. The resulting cut has value at most $(2 + \epsilon/4)(1 + \epsilon/4)pc$ in the skeleton. Therefore, by the sampling theorem, it corresponds to a cut of value at most $(2 + \epsilon/4)(1 + \epsilon/4)c/(1 - \epsilon/4) < (2 + \epsilon)c$.

Now suppose that c is not known but the graph is unweighted. We estimate the correct sampling probability using the repeated doubling scheme of Section 6.3.1. In an unweighted graph, we can initially upper-bound the minimum cut by n . Therefore $O(\log n)$ iterations suffice to converge to the correct minimum cut value. But until that happens, the skeletal minimum cut will be at most $O((\log n)/\epsilon^2)$ and this will guarantee that we need no more processors than claimed.

To extend this approach to weighted graphs, we use the approach of Section 5.4.2 round the edge weights down to polynomially bounded integers while introducing a negligible error in the cut values. This gives graph with a polynomially bounded minimum cut and allows us to use the same repeated doubling scheme as for unweighted graphs. ■

Remark: In Section 9.4, we give a parallel $(1 + \epsilon)$ -approximation algorithm with roughly the same processor bounds. ■

6.3.4 Dynamic Algorithms

We can also apply our skeleton techniques in a dynamic algorithm for approximating the minimum cut. Eppstein et al [51] give a dynamic algorithm that maintains the minimum cut c of a graph in $\tilde{O}(c^2 n)$ time per edge-insertion or edge-deletion. This algorithm is in turn based on an algorithm that maintains a sparse c -connectivity certificate of a graph in $O(c\sqrt{n} \log(m/n))$ time per update. After each update, once the certificate is updated, they execute Gabow's minimum cut algorithm (which runs in $O(mc \log(m/n))$ time on an m edge graph) on the cn -edge certificate in $O(nc^2 \log(m/n))$ time.

We extend this approach to approximation of large cut values. First consider unweighted graphs. We again use the repeated doubling approach to estimate the minimum cut. We dynamically maintain $\log n$ skeletons G_i , with G_i a $(1/2^i)$ -skeleton. By the repeated-doubling argument, we only care about skeletons with minimum cuts $\hat{c} = O((\log)/\epsilon^2)$. Therefore, within each skeleton, we use the algorithm of Eppstein et al to maintain a sparse

\hat{c} -connectivity certificate; each time it changes, we use our Gabow's Algorithm to recompute the minimum cut in the certificate. Since each skeleton's certificate has minimum cut $O((\log n)/\epsilon^2)$, recomputing the minimum cut takes $\tilde{O}(n/\epsilon^4)$ time.

Whatever the minimum cut, there will be some i such that $1/2^i$ is a proper sampling probability for approximating cuts to within ϵ . By Lemma 6.3.2, G_i will have a minimum cut large enough to confirm that it is in fact approximating cuts to within ϵ , and we can read the resulting approximately minimum cut from it.

Lemma 6.3.5 *In an unweighted graph, a $(1+\epsilon)$ -minimal cut can be maintained dynamically in $\tilde{O}(n/\epsilon^4)$ time per edge insertion or deletion (Monte Carlo).*

Corollary 6.3.6 *In an unweighted graph with minimum cut known to exceed c , a $(1+\epsilon)$ -minimal cut can be maintain dynamically in $\tilde{O}(n/\epsilon^4 c)$ amortized time per insertion or deletion.*

Proof: Since we know the minimum cut exceeds c , we only need to construct p -skeletons with $p = \tilde{O}(1/c)$. Thus the probability is $\tilde{O}(1/c)$ that an incoming edge will actually be inserted in the skeleton, and this is the only time we have to update the skeleton. Similarly, when an edge is deleted, the probability is $\tilde{O}(1/c)$ that it was ever in the skeleton (this assumes the adversary cannot see the random choices we are making). ■

If the graph is weighted, we can use the same approach, but must now maintain $\log W$ different skeletons, where W is the maximum edge weight.

Lemma 6.3.7 *In a weighted graph, a $(1+\epsilon)$ -minimal cut can be maintained dynamically in $\tilde{O}(n(\log W)/\epsilon^4)$ time per edge insertion or deletion.*

Remark: An additional $1/\epsilon$ factor can be eliminated from the running time by replacing Gabow's algorithm with the faster one we develop in Chapter 6.5. ■

6.4 Las Vegas Algorithms

The algorithms we have just presented are *Monte Carlo*. That is, the algorithms have a small chance of giving the wrong answer because the minimum cut in $G(p)$ has a small probability of *not* corresponding to a small cut in G . In this section, we show how this problem can be surmounted in unweighted graphs. Our solution is to give a *verification algorithm* for

certifying that a graph's minimum cut is c . After running the Monte Carlo algorithm, we can check its answer by using the verifier. If the verifier disagrees, we can repeat the Monte Carlo algorithm until it gets an answer the verifier likes. Since this happens eventually with probability 1, we are guaranteed to get a correct answer after some number of attempts. This means we have a Las Vegas algorithm.

Consider first the sequential algorithm. Our approach to verification is the following. Recall Gabow's argument that a graph has a minimum cut value exceeding c if and only if it contains a complete intersection of value c . Therefore, if we find a cut of value K and a complete intersection of value k in G , we know that necessarily $k \leq c \leq K$. If $K/k \leq 1 + \epsilon$, then we know that $K/c \leq (1 + \epsilon)$, *i.e.* that the cut of value K is $(1 + \epsilon)$ -minimal.

Corollary 6.4.1 *In an unweighted graph, $(1 + \epsilon)$ -minimal cut and $(1 - \epsilon)$ -maximal complete intersection can be found in $O(m(\log^2 n)/\epsilon^2)$ time (Las Vegas).*

Proof: Suppose we first run the Monte Carlo algorithm to estimate c . Given p as determined by ϵ and the claimed c , randomly partition the edges into $1/p$ groups, creating $1/p$ graphs (this partitioning takes $O(m)$ time using **Random-Select**). Consider a particular one of these subgraphs H . Each edge is placed in H independently with probability p ; *i.e.* H is a p -skeleton. The presence of an edge e in H means it does not appear in any other subgraph; but this simply means that the skeletons are not independent, without changing the analysis of each skeleton individually. Since H is a p skeleton, with high probability it has a minimum cut exceeding $(1 - \epsilon)pc$; thus by Gabow's analysis it contains a complete intersection of value at least $(1 - \epsilon)pc$ which can be found using Gabow's algorithm in $O((pc)(pm)) = O(p^2mc)$ time. Suppose we do this for each of the $1/p$ skeletons, taking a total of $O(pmc)$ time. We now have $1/p$ mutually disjoint complete intersections, each of value $(1 - \epsilon)pc$. Their union is therefore a complete intersection of value $(1 - \epsilon)c$. If the intersection is smaller than we expected, run the whole algorithm again (including a new run of the previous Monte Carlo algorithm to estimate c) until we get it right. ■

A similar approach works for the parallel algorithm, making it Las Vegas with no increase in the processor cost. We do, however, lose another factor of two in the approximation.

Lemma 6.4.2 *In an unweighted graph, for any constant ϵ , a $(4 + \epsilon)$ -minimal cut can be found in \mathcal{RNC} using m processors (Las Vegas).*

Proof: We provide a verifier for the Monte Carlo algorithm, just as we did in the sequential case. Given a conjectured approximate minimum cut of value k and its corresponding sampling probability p , divide the graph edges randomly into $1/p$ groups to get $1/p$ skeletons with $\Theta(pm)$ edges. Run the deterministic approximation algorithm on each skeleton, using $(1/p)(pk)(pm) = kpm$ processors, and let K be the sum of the values of the minimum cuts found therein.

Suppose that the actual minimum cut value is c . Since the minimum cut edges get divided among the skeletons, the values of the minimum cuts in the skeletons sum to at most c . Therefore, $K < (2 + \epsilon)c$. It follows that if $k < (2 + 2\epsilon)K$, then we have a cut of value at most $(4 + 6\epsilon)c$. We therefore run the cut-finding algorithm and the verifier until this occurs. To see that it is likely to happen quickly, note that by the sampling theorem, each of the $1/p$ skeletons has minimum cut at least $(1 - \epsilon)pc$ with high probability. Assuming this happens, the sum of returned values $K > (1 - \epsilon)c$. Therefore, if the cut which was found had value less than $(2 + \epsilon)c$, which happens with high probability, then it will be the case that $k < (2 + 2\epsilon)K$, as desired. ■

A similar argument can be made for the dynamic algorithm, where we replace each $(1/2^i)$ -skeleton with a partition of the graph edges into 2^i groups, in each of which we maintain an $O((\log n)/\epsilon^2)$ -connectivity certificate.

Lemma 6.4.3 *In an unweighted graph, a $(1 + \epsilon)$ -minimal cut can be maintain dynamically in $\tilde{O}(n/\epsilon^4)$ amortized time per insertion or deletion (Las Vegas).*

6.5 A Faster Exact Algorithm

The sampling approach can also be put to good use in an exact algorithm for finding minimum cuts; we sketch the approach here and elaborate on it in Chapter 10. Our approach is a randomized divide-and-conquer algorithm which is used to speed up Gabow's algorithm; we analyze it by treating each subproblem as a (non-independent) random sample. We use the following algorithm which we call DAUG (Divide-and-conquer AUGmentation).

1. Randomly split the edges of G into two groups (each edge goes to one or the other group with probability $1/2$), yielding graphs G_1 and G_2 .
2. Recursively compute maximum complete intersections in G_1 and G_2 .

3. The union of the two complete intersections is a complete intersection f in G .
4. Use **Round-Robin** to increase f to a maximum complete intersection.

Note that we cannot apply sampling in the cleanup phase (Step 4), because the graph we are manipulating in the cleanup phase is directed, while our sampling theorems apply only to undirected graphs. Note also that unlike our approximation algorithms, this exact algorithm requires no prior guess as to the value of c . We have left out a condition for terminating the recursion; when the graph is sufficiently “small” (say with one edge) we use a trivial algorithm.

The outcome of Steps 1–3 is a complete intersection. Regardless of its value, Step 4 will transform it into a maximum complete intersection. Thus, our algorithm is clearly correct; the only question is how fast it runs. Consider G_1 . Since each edge of G is in G_1 with probability $1/2$, we can apply Theorem 10.2.1 to deduce that with high probability the minimum cut in G_1 is $(c/2)(1 - \tilde{O}(\sqrt{1/c})) = \Theta(c/2)$. The same holds for G_2 (the two graphs are not independent, but this is irrelevant). It follows that the complete intersection f has value $c(1 - \tilde{O}(1/\sqrt{c})) = c - \tilde{O}(\sqrt{c})$. Therefore the number of augmentations that must be performed in G by **Round-Robin** to make f maximum is $\tilde{O}(\sqrt{c})$. Each augmentation takes $O(m')$ time on an m' -edge graph, and we have the following sort of recurrence for the running time of the algorithm in terms of m and c :

$$T(m, c) = 2T(m/2, c/2) + \tilde{O}(m\sqrt{c}).$$

(where we use the fact that each of the two subproblems expects to contain $m/2$ edges). If we solve this recurrence, it evaluates to $T(m, c) = \tilde{O}(m\sqrt{c})$. Of course, we must actually analyze a *randomized recurrence*, encountering some of the same problems as we did analyzing the minimum spanning tree algorithm and the contraction algorithm; these details are addressed in Chapter 10.

6.6 The Network Design Problem

We now turn to the *network design problem*. Here, rather than sampling as a preprocessing step to reduce the problem size, we use sampling as a postprocessing step to round a fractional solution to an integral one.

6.6.1 Problem Definition

The most general form of the network design problem is as an integer program with exponentially many constraints. We are given a set of vertices, and for each pair of vertices i and j , a *cost* c_{ij} of establishing a unit capacity link between i and j . For each cut C in the graph, we are given a *demand* f_C denoting the minimum number of edges that must cross that cut in the output graph. Since there are exponentially many cuts, the demands must be specified implicitly if the problem description is to be of polynomial size. Our goal is to build a graph of minimum cost that obeys all of the cut demands, *i.e.* to solve the following integer program:

$$\begin{aligned} & \text{minimize} && \sum c_{ij}x_{ij} \\ & \sum_{(i,j) \text{ crossing } C} x_{ij} && \geq d_C \quad (\forall \text{ cuts } C) \\ & x_{ij} && \geq 0 \end{aligned}$$

There are two variants of this problem: in the *single edge use* version, each x_{ij} must be 0 or 1. In the *repeated edge use* version, the x_{ij} can be arbitrary integers.

There are several specializations of the network design problem:

The generalized Steiner problem specifies a connectivity demand d_{ij} for each pair of vertices i and j , and the demand across a cut C is just the maximum of d_{ij} over all pairs (i, j) separated by C . It was first formulated by Krarup (see [190]).

A unit cost network design problem has all edge costs equal to one (may be used in the solution) or infinity (may not be used).

The minimum cost k -connected graph problem has all demands $d_{ij} = k$.

The minimum k -connected subgraph problem combines the previous two restrictions.

Here the goal is to take an input graph (the edges of cost 1) and find a k -connected subgraph of the input graph that contains the minimum number of edges.

Even the minimum k -connected subgraph problem is \mathcal{NP} -complete for $k = 2$ [53].

6.6.2 Past and Present Work

Khuller and Vishkin [119] gave a 2-approximation algorithm for the minimum cost k -connected graph problem; 2 is also the best known approximation factor for the minimum (unit cost) k -connected subgraph problem when $k > 2$.

Aggarwal, Klein, and Ravi [2] studied the repeated-edge-use generalized Steiner problem (with costs) and gave an $O(\log f_{\max})$ approximation algorithm, where f_{\max} is the maximum demand across a cut, namely $\max d_{ij}$.

Williamson et al ([75], extending [189]) have recently given powerful algorithms for a large class of network design problems, namely those defined by so-called *weakly supermodular* demand functions (this category includes all generalized Steiner problems). Their approximation algorithm, which we shall refer to as the *Forest Algorithm*, finds a graph satisfying the demands of cost at most $O(\log f_{\max})$ times the optimum. It applies to both single and repeated edge use problems. They also note that a *fractional* solution, in which each edge is to be assigned a real-valued weight such that the resulting weighted graph satisfies the demands with a minimum total cost, can be found in polynomial time by using the ellipsoid algorithm even though the number of constraints is exponential (see [71] for details).

We give approximation algorithms whose bounds depend on f_{\min} , the minimum connectivity requirement between any pair of vertices. Here, we focus for brevity on the version in which edges can be reused. In Chapter 12, we consider the case where edges may not be reused. If $f_{\min} \leq \log n$, our approximation bound is $O((\log n)/(f_{\min}))$. If $f_{\min} \geq \log n$, our approximation bound is $1 + O(\sqrt{(\log n)/f_{\min}})$. This bound contrasts with a previous best bound of $O(\log f_{\max})$ due to Aggarwal, Klein, and Ravi [2], providing significant improvements when the minimum demand is large.

6.6.3 Randomized Rounding for Network Design

The network design problem is a variant of the *set cover problem*. In this problem, we are given a collection of sets drawn from a universe, with each element of the universe possibly assigned a cost. We are required to find a collection of elements of minimum total number or cost which intersects every set. An extension of this problem corresponding more closely to network design is the *set multicover problem*, in which a demand d_S is specified for each set S and the covering set is required to contain d_S elements of S . The network design problem is an instance of set multicover in which each the universe is the set of edges, and each cut induces a set consisting of the edges crossing it.

The set cover problem is easily formulated as an integer linear program, and its linear programming dual is what is known as a packing problem: find a maximum collection of sets that do not intersect. Raghavan and Thompson [168] developed a technique called

randomized rounding that can be used to solve such packing problems. The method is to solve the linear programming relaxation of the packing problem and then use the fractional values as probabilities that can be used to determine an integer solution by randomly setting variables to 0 or 1.

In the Raghavan-Thompson rounding analysis, the error introduced by rounding increases as the logarithm of the number of constraints. Thus, their approach typically applies only to covering problems with polynomially many constraints. However, using the graph sampling theorem (Theorem 6.2.1), we prove that the special structure of graphs allows us to surmount this problem. This gives a simple approach to solving the multiple-edge-use versions of network design problems. A more complicated approach described in Chapter 12 gives us some weaker results for the single-edge-use version of the problem. We now describe the randomized rounding technique.

Consider a fractional solution to a network design problem (which has been found, for example, with the ellipsoid algorithm). Without loss of generality, we can assume every edge has weight at most 1, since we can replace an edge of weight w by $\lfloor w \rfloor$ parallel edges of weight 1 and a single edge of weight $w - \lfloor w \rfloor$ without changing the solution value. Therefore, the weights on the edges can be thought of as sampling probabilities.

Suppose that we build a random graph by sampling each edge with the given probability. As a weighted graph, our fractional solution has minimum cut f_{\min} and each cut C has weight at least d_C . Therefore, by the Theorem 6.2.1, each cut in the random graph has value at least $d_C(1 - O(\sqrt{(\log n)/f_{\min}}))$ with probability $1 - 1/n^2$. Now consider the cost of the random graph. Its expected value is just the cost c of the fractional solution, which is clearly a lower bound on the cost of the optimum integral solution. Therefore, by the Markov inequality, the probability that the random graph cost exceeds $(1 + 1/n)c$ is at most $1 - 1/n$. Therefore, if we perform the rounding experiment $O(n \log n)$ times, we have a high probability of getting one graph that satisfies the demands to within $(1 - O(\sqrt{(\log n)/f_{\min}}))$ at cost $(1 + 1/n)c$. To get our results, we need only explain how to deal with the slight under-satisfaction of the demands.

We consider the repeated edge-use version of the problem. Assume first that $f_{\min} > \log n$. Before rounding the fractional solution, we multiply each edge weight by $(1 + O(\sqrt{(\log n)/f_{\min}}))$. This increases the cost by the same factor. Now when we round, we get a graph with cut values $1 - O(\sqrt{(\log n)/f_{\min}})$ times the *new* values (w.h.p.). Thus by

suitable choice of constants we can ensure that the rounded value exceed the original fractional values. This is where permitted use of repeated edges is needed. We can constrain the fractional solution to assign weight at most 1 to each edge in an attempt to solve the single-edge-use version of the problem, but scaling up the fractional values in the solution could yield some fractional values greater than 1 that could round to an illegal value of 2.

Now consider the case $f_{\min} < \log n$. The previous argument does not apply because $(1 - \sqrt{(\log n)/f_{\min}}) < 0$ and we thus get no approximation guarantee. However, if we multiply each edge weight by $O((\log n)/f_{\min})$, we get a graph with minimum cut $\Omega(\log n)$. If we round this graph, each cut gets value at least half its expected value, which is in turn $\Omega(\log n)$ times its original value. This gives us the following:

Theorem 6.6.1 *The network design problem for weakly supermodular demand functions can be solved in polynomial time to within $1 + O(\sqrt{(\log n)/f_{\min}} + (\log n)/f_{\min})$ of optimum (Las Vegas).*

6.7 Conclusion

We have demonstrated that random edge failures tend to “preserve” the minimum cut information of a graph. This yields a linear time sequential approximation algorithm for minimum cuts, as well as a parallel algorithm that uses few processors.

We can relate our sampling theorems to the study of random graphs [18]. Just as [19] studied the probability that a classical random graph is k -connected, here we study here the probability that a more general random graph is k -connected. An interesting open question is whether our probability thresholds can be tightened to the degree that those for random graphs have been.

Skeletons can also be seen as a generalization of *expanders* [4]. Skeletons of the complete graph are expanders. Just as expanders approximate the expected cut values in the complete graph, skeletons approximate the expected cut values in arbitrary graphs. This motivates us to ask whether it is possible to deterministically construct skeletons, as is the case for expanders [65]. Furthermore, just as the expander of [65] has constant degree, it may be possible to deterministically construct a skeleton with a constant minimum cut, rather than the $\Omega(\log n)$ minimum cut produced by the randomized construction. One might first attempt the easier task of constructing the skeletons defined here deterministically.

Our techniques extend to many other problems for which cuts are important. For example, in the minimum *quotient cut* or *balanced cut* problems, the goal is to output a cut of small value but with many vertices on each side. In Chapter 10, we give further applications of this technique to approximating s - t minimum cuts and maximum flows. We also give an *evolutionary* model of sampling in which we pick edges one at a time until certain connectivity conditions are met. This is useful in developing improved dynamic minimum cut approximation algorithms. Among other results, this leads to a dynamic algorithm for approximating the minimum cut to within $\sqrt{1+2/\epsilon}$ in $\tilde{O}(n^\epsilon)$ time per edge insertion and in $\tilde{O}(n^{1/2+\epsilon})$ time per edge deletion. We also extend the dynamic algorithm in Section 6.3.4 to weighted graphs yielding an $\tilde{O}(n/\epsilon^4)$ time-per-update dynamic $(1+\epsilon)$ -approximation algorithm.

Our approach has given improved approximation algorithms for network design problems in which edges can be reused and the minimum demand across any cut is large. Note that in fact, all that is necessary is that the minimum cut of the solution be large, even though it may not be required in the design problem. In Chapter 12, we consider extensions of this approach to the case where edges may be used only once, as well as to the case where edges can have variable capacities.

An open question is whether we can get the same approximation ratio deterministically. Raghavan and Thomposon use the method of conditional expectations to derandomized their randomized-rounding algorithm. However, this approach requires a computation for each constraint. This is not feasible for our problem with its exponentially many constraints.

Portions of this chapter appeared previously in [104] and [105].

Chapter 7

Randomized Rounding for Graph Coloring

7.1 Introduction

In this chapter, we push beyond the classic application of randomized rounding to linear programming problems and develop a new approach, pioneered by Goemans and Williamson [77], to randomized rounding in more general *semidefinite programming problems*. The problem we attack is that of graph coloring.¹

7.1.1 The Problem

A legal vertex coloring of a graph $G(V, E)$ is an assignment of colors to its vertices such that no two adjacent vertices receive the same color. Equivalently, a legal coloring of G by k colors is a partition of its vertices into k independent sets. The minimum number of colors needed for such a coloring is called the chromatic number of G , and is usually denoted by $\chi(G)$. Determining the chromatic number of a graph is known to be \mathcal{NP} -hard (cf. [74]).

Besides its theoretical significance as a canonical \mathcal{NP} -hard problem, graph coloring arises naturally in a variety of applications such as register allocation [23, 24, 25, 33] and timetable/examination scheduling [16, 191]. In many applications that can be formulated as graph coloring problems, it suffices to find an *approximately optimum* graph coloring—a coloring of the graph with a small though non-optimum number of colors. This along with

¹This chapter is based on joint work with Rajeev Motwani and Madhu Sudan.

the apparent impossibility of an exact solution has led to some interest in the problem of approximate graph coloring.

7.1.2 Prior Work

The analysis of approximation algorithms for graph coloring started with the work of Johnson [97] who shows that a version of the greedy algorithm gives an $O(n/\log n)$ -approximation algorithm for k -coloring. Wigderson [188] improved this bound by giving an elegant algorithm which uses $O(n^{1-1/(k-1)})$ colors to legally color a k -colorable graph. Subsequently, other polynomial time algorithms were provided by Blum [17] that use $O(n^{3/8} \log^{8/5} n)$ colors to legally color an n -vertex 3-colorable graph. This result generalizes to coloring a k -colorable graph with $O(n^{1-1/(k-4/3)} \log^{8/5} n)$ colors. The best known performance guarantee for general graphs is due to Halldórsson [87] who provided a polynomial time algorithm using a number of colors that is within a factor of $O(n(\log \log n)^2/\log^3 n)$ of the optimum.

Recent results in the hardness of approximations indicate that it may be not possible to substantially improve the results described above. Lund and Yannakakis [146] used the results of Arora, Lund, Motwani, Sudan, and Szegedy [11] and Feige, Goldwasser, Lovász, Safra, and Szegedy [56] to show that there exists a (small) constant $\epsilon > 0$ such that no polynomial time algorithm can approximate the chromatic number of a graph to within a ratio of n^ϵ unless $\mathcal{P} = \mathcal{NP}$. Recently, Bellare and Sudan [14] showed that the exponent ϵ in the hardness result can be improved to $1/10$ unless $\mathcal{NQP} \neq \text{co-}\mathcal{RQP}$, and to $1/13$ unless $\mathcal{NP} = \text{co-}\mathcal{RP}$. Fürer has recently given a further improvement to $\epsilon = 1/5$ [64]. However, none of these hardness results apply to the special case of the problem where the input graph is guaranteed to be k -colorable for some small k . The best hardness result in this direction is due to Khanna, Linial, and Safra [117] who show that it is not possible to color a 3-colorable graph with 4 colors in polynomial time unless $\mathcal{P} = \mathcal{NP}$.

7.1.3 Our Contribution

In this work we present improvements on the result of Blum. In particular, we provide a randomized polynomial time algorithm that colors a 3-colorable graph of maximum degree Δ with $\min\{\tilde{O}(\Delta^{1/3}), O(n^{1/4} \log n)\}$ colors; moreover, this can be generalized to k -colorable graphs to obtain a coloring using $\tilde{O}(\Delta^{1-2/k})$ or $\tilde{O}(n^{1-3/(k+1)})$ colors. Besides giving the best known approximations in terms of n , our results are the first non-trivial approximations given in terms of Δ . Our results are based on the recent work of Goemans and

Williamson [77] who used an algorithm for *semidefinite optimization problems* (cf. [85, 5]) to obtain improved approximations for the MAX CUT and MAX 2-SAT problems. We follow their basic paradigm of using algorithms for semidefinite programming to obtain an optimum solution to a relaxed version of the problem, and a randomized strategy for “rounding” this solution to a feasible but approximate solution to the original problem. Motwani and Naor [150] have shown that the approximate graph coloring problem is closely related to the problem of finding a CUT COVER of the edges of a graph. Our results can be viewed as generalizing the MAX CUT approximation algorithm of Goemans and Williamson to the problem of finding an approximate CUT COVER. In fact, our techniques also lead to improved approximations for the MAX k -CUT problem [63]. We also establish a duality relationship between the value of the optimum solution to our semidefinite program and the Lovász ϑ -function [85, 86, 142]. We show lower bounds on the gap between the optimum solution of our semidefinite program and the actual chromatic number; by duality this also demonstrates interesting new facts about the ϑ -function.

Alon and Kahale [7] use related techniques to devise a polynomial time algorithm for 3-coloring random graphs drawn from a “hard” distribution on the space of all 3-colorable graphs. Recently, Frieze and Jerrum [63] have used a semidefinite programming formulation and randomized rounding strategy essentially the same as ours to obtain improved approximations for the MAX k -CUT problem with large values of k . Their results required a more sophisticated version of our analysis, but for the coloring problem our results are tight up to poly-logarithmic factors and their analysis does not help to improve our bounds.

Semidefinite programming relaxations are an extension of the linear programming relaxation approach to approximately solving \mathcal{NP} -complete problems. We thus present our work in the style of the classical LP-relaxation approach. We begin in Section 7.2 by defining a relaxed version of the coloring problem. Since we use a more complex relaxation than standard linear programming, we must show that the relaxed problem can be solved; this is done in Section 7.3. We then show relationships between the relaxation and the original problem. In Section 7.4, we show that (in a sense to be defined later) the value of the relaxation bounds the value of the original problem. Then, in Sections 7.5, 7.6, 7.7, and 7.8 we show how a solution to the relaxation can be “rounded” to make it a solution to the original problem. Combining the last two arguments shows that we can find a good approximation. Section 7.3, Section 7.4, and Sections 7.5–7.8 are in fact independent and can be read in any order after the definitions in Section 7.2. In Section 7.9, we investigate the relationship

between vector colorings and the Lovász ϑ -function, showing that they are in fact dual to one another. We investigate the approximation error inherent in our formulation of the chromatic number via semi-definite programming in Section 7.10.

7.2 A Vector Relaxation of Coloring

In this section, we describe the relaxed coloring problem whose solution is in turn used to approximate the solution to the coloring problem. Instead of assigning colors to the vertices of a graph, we consider assigning (n -dimensional) unit *vectors* to the vertices. To capture the property of a coloring, we aim for the vectors of adjacent vertices to be “different” in a natural way. The *vector k -coloring* that we define plays the role that a hypothetical “fractional k -coloring” would play in a classical linear-programming relaxation approach to the problem. Our relaxation is related to the concept of an orthonormal representation of a graph [142, 85].

Definition 7.2.1 *Given a graph $G = (V, E)$ on n vertices, a vector k -coloring of G is an assignment of unit vectors u_i from the space \mathbb{R}^n to each vertex $i \in V$, such that for any two adjacent vertices i and j the dot product of their vectors satisfies the inequality*

$$\langle u_i, u_j \rangle \leq -\frac{1}{k-1}.$$

The definition of an *orthonormal representation* [142, 85] requires that the given dot products be equal to zero, a weaker requirement than the one above.

7.3 Solving the Vector Coloring Problem

In this section we show how the vector coloring relaxation can be solved using semidefinite programming. The methods in this section closely mimic those of Goemans and Williamson [77].

To solve the problem, we need the following auxiliary definition.

Definition 7.3.1 *Given a graph $G = (V, E)$ on n vertices, a matrix k -coloring of the graph is an $n \times n$ symmetric positive semidefinite matrix M , with $m_{ii} = 1$ and $m_{ij} \leq -\frac{1}{k-1}$ if $\{i, j\} \in E$.*

We now observe that matrix and vector k -colorings are in fact equivalent (cf. [77]). Thus, to solve the vector coloring relaxation it will suffice to find a matrix k -coloring.

Fact 7.3.2 *A graph has a vector k -coloring if and only if it has matrix k -coloring. Moreover, a vector $(k + \epsilon)$ -coloring can be constructed from a matrix k -coloring in time polynomial in n and $\log(1/\epsilon)$ time.*

Proof: Given a vector k -coloring $\{v_i\}$, the matrix k -coloring is defined by $m_{ij} = \langle v_i, v_j \rangle$. For the other direction, it is well known that for every symmetric positive definite matrix M there exists a square matrix U such that $UU^T = M$ (where U^T is the transpose of U). The rows of U are vectors $\{u_i\}_{i=1}^n$ that form a vector k -coloring of G .

An δ -close approximation to the matrix U can be found in time polynomial in n and $\log(1/\delta)$ can be found using the *Incomplete Cholesky Decomposition* [77, 81]. (Here by δ -close we mean a matrix U' such that $U'U'^T - M$ has L_∞ norm less than δ .) This in turn gives a vector $(k + \epsilon)$ -coloring of the graph, provided δ is chosen appropriately. ■

Lemma 7.3.3 *If a graph G has a vector k -coloring then a vector $(k + \epsilon)$ -coloring of the graph can be constructed in time polynomial in k , n , and $\log \frac{1}{\epsilon}$.*

Proof: Our proof is similar to those of Lovász [142] and Goemans-Williamson [77]. We construct a semidefinite optimization problem (SDP) whose optimum is $-\frac{1}{k-1}$ when k is the smallest real number such that a matrix k -coloring of G exists. The optimum solution also provides a matrix k -coloring of G .

$$\begin{aligned} \text{minimize} \quad & \alpha \\ \text{where} \quad & \{m_{ij}\} \text{ is positive semidefinite} \\ \text{subject to} \quad & m_{ij} \leq \alpha \quad \text{if } (i, j) \in E \\ & m_{ij} = m_{ji} \\ & m_{ii} = 1. \end{aligned}$$

Consider a graph that has a vector (and matrix) k -coloring. This means there is a solution to the above semidefinite program with $\alpha = -\frac{1}{k-1}$. The ellipsoid method or other interior point based methods [85, 5] can be employed to find a feasible solution where the value of the objective is at most $\frac{-1}{k-1} + \delta$ in time polynomial in n and $\log \frac{1}{\delta}$. This implies that for

all $\{i, j\} \in E$, m_{ij} is at most $\delta - \frac{1}{k-1}$, which is at most $\frac{-1}{k+\epsilon-1}$ for $\epsilon = 2\delta(k-1)^2$, provided $\delta \leq \frac{1}{2(k-1)}$. Thus a matrix $(k+\epsilon)$ -coloring can be found in time polynomial in k , n and $\log \frac{1}{\epsilon}$. From the matrix coloring, the vector coloring can be found in polynomial time as was noted in the previous lemma. ■

7.4 Relating the Original and Relaxed Solutions

In this section, we show that our vector coloring problem is a useful relaxation because the solution to it is related to the solution of the original problem. In order to understand the quality of the relaxed solution, we need the following geometric lemma:

Lemma 7.4.1 *For all positive integers k and n such that $k \leq n+1$, there exist k unit vectors in \mathfrak{R}^n such that the dot product of any distinct pair is $-1/(k-1)$.*

Proof: We prove the claim by induction on k . The base case with $k=2$ is proved by the one-dimensional vectors (1) and (-1) . Now assume that we can find k vectors v_1, \dots, v_k such that $\langle v_i, v_j \rangle \leq \frac{-1}{k-1}$ for $i \neq j$. We use these vectors to create u_1, \dots, u_{k+1} as follows. For $i \leq k$, let

$$u_i = \left(\frac{\sqrt{(k-1)(k+1)}}{k} v_i^1, \dots, \frac{\sqrt{(k-1)(k+1)}}{k} v_i^k, -\frac{1}{k} \right),$$

where v_i^j denotes the j^{th} component of the vector v_i . In other words, u_i contains $-1/k$ in the new coordinate and looks like v_i (scaled to make u_i a unit vector) in the old coordinates. The final vector $u_{k+1} = (0, \dots, 0, 1)$.

Observe that the dot-product of any vector u_i with u_{k+1} is $-1/k$. Moreover, for distinct $i, j \leq k$,

$$\begin{aligned} \langle u_i, u_j \rangle &= \frac{(k-1)(k+1)}{k^2} \langle v_i, v_j \rangle + \frac{1}{k^2} \\ &= \frac{-(k-1)(k+1)}{k^2(k-1)} + \frac{1}{k^2} \end{aligned}$$

which is also equal to $-1/k$. ■

Corollary 7.4.2 *Every k -colorable graph G has a vector k -coloring.*

Proof: Bijectively map the k colors to the k vectors defined in the previous lemma. ■

Note that a graph is vector 2-colorable if and only if it is 2-colorable. Lemma 7.4.1 is tight in that it provides the best possible value for minimizing the mutual dot-product of k unit vectors. This can be seen from the following lemma.

Lemma 7.4.3 *Let G be vector k -colorable and let i be a vertex in G . The induced subgraph on the vertices $\{j \mid j \text{ is a neighbor of } i \text{ in } G\}$ is vector $(k - 1)$ -colorable.*

Proof: Let v_1, \dots, v_n be a vector k -coloring of G and assume without loss of generality that $v_i = (1, 0, 0, \dots, 0)$. Associate with each neighbor j of i a vector v'_j obtained by projecting v_j onto coordinates 2 through n and then scaling it up so that v'_j has unit length. It suffices to show that for any two adjacent vertices j and j' in the neighborhood of i , $\langle v'_j, v'_{j'} \rangle \leq \frac{-1}{k-2}$.

Observe first that the projection of v_j onto the first coordinate is negative and has magnitude at least $1/(k-1)$. This implies that the scaling factor for v'_j is at least $\sqrt{(k-1)/(k-2)}$. Thus

$$\langle v'_j, v'_{j'} \rangle \leq \frac{k-1}{k-2} (\langle v_j, v_{j'} \rangle - \frac{1}{(k-1)^2}) \leq -1/(k-2)$$

.

A simple induction using the above lemma shows that any graph containing a $(k+1)$ -clique is not k -vector colorable. Thus the “vector chromatic number” lies between between the clique and chromatic number. This also shows that the analysis of Lemma 7.4.1 is tight in that $-\frac{1}{k-1}$ is the minimum possible value of the maximum of the dot-products of k vectors. ■

In the next few sections we prove the harder part, namely, if a graph has a vector k -coloring then it has an $\tilde{O}(n^{1-\frac{3}{k+1}})$ -coloring.

7.5 Semicolorings

Given the solution to the relaxed problem, our next step is to show how to “round” the solution to the relaxed problem in order to get a solution to the original problem. Both of the rounding techniques we present in the following sections produce the coloring by working through an almost legal *semicoloring* of the graph, as defined below.

Definition 7.5.1 *A k -semicoloring of a graph G is an assignment of k colors to the vertices such that at most $|V(G)|/4$ edges are incident on two vertices of the same color.*

Any constant larger than 2 can replace 4 in the denominator in the above definition. An algorithm for semicoloring leads naturally to a coloring algorithm:

Lemma 7.5.2 *If an algorithm A can k_i -semicolor any i -vertex subgraph of graph G in polynomial time, where k_i increases with i , then A can be used to $O(k_n \log n)$ -color G . Furthermore, if there exists $\epsilon > 0$ such that for all i , $k_i = \Omega(i^\epsilon)$, then A can be used to color G with $O(k_n)$ colors.*

Proof: We show how to construct a coloring algorithm A' to color any subgraph H of G . A' starts by using A to semicolor H . Let S be the subset of vertices that have at least one improperly colored edge incident to them. Observe that $|S| \leq |V(H)|/2$. A' fixes the colors of vertices not in S , and then recursively colors the induced subgraph on S using a new set of colors.

Let c_i be the maximum number of colors used by A' to color any i -vertex subgraph. Then c_i satisfies the recurrence

$$c_i \leq c_{i/2} + k_i.$$

It is easy to see that this any c_i satisfying this recurrence, must satisfy $c_i \leq k_i \log i$. In particular this implies that $c_n \leq O(k_n \log n)$. Furthermore for the case where $k_i = \Omega(i^\epsilon)$ the above recurrence is satisfied only when $c_i = \Theta(k_i)$. ■

Using the above lemma, we devote the next few sections to algorithms for transforming vector colorings into semicolorings.

7.6 Rounding via Hyperplane Partitioning

We now focus our attention on vector 3-colorable graphs, leaving the extension to general k for later. Let Δ be the maximum degree in a graph G . In this section, we outline a randomized rounding scheme for transforming a vector 3-coloring of G into an $O(\Delta^{\log_3 2})$ -semicoloring, and thus into an $O(\Delta^{\log_3 2} \log n)$ -coloring of G . Combining this method with Wigderson's technique yields an $O(n^{0.386})$ -coloring of G . The method is based on [77] and is weaker than the method we describe in the following section; however, it introduces several of the ideas we will use in the more powerful algorithm.

Assume we are given a vector 3-coloring $\{u_i\}_{i=1}^n$. Recall that the unit vectors u_i and u_j associated with an adjacent pair of vertices i and j have a dot product of at most $-1/2$, implying that the angle between the two vectors is at least $2\pi/3$ radians or 120 degrees.

Definition 7.6.1 Consider a hyperplane H . We say that H separates two vectors if they do not lie on the same side of the hyperplane. For any edge $\{i, j\} \in E$, we say that the hyperplane H cuts the edge if it separates the vectors u_i and u_j .

In the sequel, we use the term *random hyperplane* to denote the unique hyperplane containing the origin and having as its normal a random unit vector v uniformly distributed on the unit sphere S_n . The following lemma is a restatement of Lemma 1.2 of Goemans-Williamson [77].

Lemma 7.6.2 (Goemans-Williamson [77]) Given two vectors at an angle of θ , the probability that they are separated by a random hyperplane is exactly θ/π .

We conclude that for any edge $\{i, j\} \in E$, the probability that a random hyperplane cuts the edge is exactly $2/3$. It follows that the expected fraction of the edges in G that are cut by a random hyperplane is exactly $2/3$. Suppose that we pick r random hyperplanes independently. Then, the probability that an edge is not cut by one of these hyperplanes is $(1/3)^r$, and the expected fraction of the edges not cut is also $(1/3)^r$.

We claim that this gives us a good semicoloring algorithm for the graph G . Notice that r hyperplanes can partition \Re^n into at most 2^r distinct regions. (For $r \leq n$ this is tight since r hyperplanes create exactly 2^r regions.) An edge is cut by one of these r hyperplanes if and only if the vectors associated with its end-points lie in distinct regions. Thus, we can associate a distinct color with each of the 2^r regions and give each vertex the color of the region containing its vector. The expected number of edges whose end-points have the same color is $(1/3)^r m$, where m is the number of edges in E .

Theorem 7.6.3 If a graph has a vector 3-coloring, then it has an $O(\Delta^{\log_3 2})$ -semicoloring that can be constructed from the vector 3-coloring in polynomial time with high probability.

Proof: We use the random hyperplane method just described. Fix $r = 2 + \lceil \log_3 \Delta \rceil$, and note that $(1/3)^r \leq 1/9\Delta$ and that $2^r = O(\Delta^{\log_3 2})$. As noted above, r hyperplanes chosen independently at random will cut an edge with probability $1/9\Delta$. Thus the expected number of edges that are not cut is $m/9\Delta \leq n/18 \leq n/8$, since the number of edges is at most $n\Delta/2$. By Markov's inequality, the probability that the number of uncut edges is more than twice the expected value is at most $1/2$. But if the number of uncut edges is less than $n/4$ then we have a semicoloring.

Repeating the entire process t times means that we will find a $O(\Delta^{\log_3 2})$ -semicoloring with probability at least $1 - 1/2^t$. ■

Noting that $\log_3 2 < 0.631$ and that $\Delta \leq n$, this theorem and Lemma 7.5.2 implies a semicoloring using $O(n^{0.631})$ colors. However, this can be improved using the following idea due to Wigderson [188]. Fix a threshold value δ . If there exists a vertex of degree greater than δ , pick any one such vertex and 2-color its neighbors (its neighborhood is vector 2-colorable and hence 2-colorable). The colored vertices are removed and their colors are not used again. Repeating this as often as possible (or until half the vertices are colored) brings the maximum degree below δ at the cost of using at most $2n/\delta$ colors. Thus, we can obtain a semicoloring using $O(n/\delta + \delta^{0.631})$ colors. The optimum choice of δ is around $n^{0.613}$, which implies a semicoloring using $O(n^{0.387})$ colors. This semicoloring can be used to legally color G using $O(n^{0.387})$ colors by applying Lemma 7.5.2.

Corollary 7.6.4 *A 3-colorable graph with n vertices can be colored using $O(n^{0.387})$ colors by a polynomial time randomized algorithm.*

By varying the number of hyperplanes, we can arrange for a tradeoff between the number of colors used and the number of edges that violate the resulting coloring. This may be useful in some applications where a nearly legal coloring is good enough.

The bound just described is (marginally) weaker than the guarantee of an $O(n^{0.375})$ coloring due to Blum [17]. We now improve this result by constructing a semicoloring with fewer colors.

7.7 Rounding via Vector Projections

This section is dedicated to proving the following more powerful version of Theorem 7.6.3.

Theorem 7.7.1 *If a graph has a vector k -coloring, then it has an $\tilde{O}(\Delta^{1-2/k})$ -semicoloring that can be constructed from the vector coloring with high probability in polynomial time.*

As in the previous section, this has immediate consequences for approximate coloring through Lemma 7.5.2.

We prove this theorem by analyzing a new method for assigning colors to vertices that provides a significantly better semicoloring than the hyperplane partition method. The idea is to pick t random centers $c_1, \dots, c_t \in \mathbb{R}^n$ and use them to define a set of t colors,

say $1, \dots, t$. Consider any vertex i and let u_i be its associated unit vector from a vector coloring. We color vertex i according to the center “nearest” to vector u_i , i.e. the center with the largest projection onto u_i .

Definition 7.7.2 *Given any fixed vector a , we say that a center c_j captures a if for all $i \neq j$,*

$$\langle c_i, a \rangle < \langle c_j, a \rangle.$$

Note that this definition allows for some vertices not to be captured by any vector, but this happens with probability approaching 0 in the limit.

Observe that the centers need not be of equal length and thus the nearest center to a may not be the one of minimum angle displacement from a . Each vector u_i is captured by a unique center and the index of that center is assigned to vertex i as its color. Clearly, this gives a t -coloring of the vertices of G , but this need not be a legal coloring or even a good partial coloring in general. However, it is intuitive that since the vectors corresponding to the endpoints of an edge are “far apart,” it is unlikely that both are captured by the same center; thus, as in the hyperplane rounding method, an edge is likely to be cut by the coloring. We formalize this intuition and show how to pick centers so that the resulting coloring is indeed a semicoloring with high probability.

Our basic plan for choosing centers is to give each center a “direction” selected uniformly at random in \Re^n . The most obvious method for doing this might be to choose the vector uniformly from the points on the unit sphere in \Re^n . Instead, we choose each center c_j independently at random from the n -dimensional normal distribution. This means that each of the n components of c_j is independently chosen from the standard normal distribution with expectation 0 and variance 1. The reason for this choice of the distribution will become clear shortly. Notice that the lengths of these vectors are random, and so they are not unit vectors. It turns out that the limiting behavior of the random unit vector approach is exactly the same as for the one we use, but it is much more difficult to analyze.

We now give an overview of how and why this assignment of centers gives a semicoloring. As before, the problem reduces to showing that the probability that an edge is cut by the assignment of colors is high, which in turn reduces to showing that the two endpoints of an edge are unlikely to be captured by the same center. In particular, suppose we have a graph with an n -dimensional vector k -coloring. Suppose we throw in t random centers and use them to assign colors as described above. By definition, the dot product between

the unit vectors assigned to the endpoints of an edge is $-1/(k-1)$. Let $P_k(n, t)$ be the probability that two such widely separated vectors are captured by the same center. The technical work of this section shows that

$$P_k(n, t) \approx t^{-k/(k-2)}.$$

Given this fact, we can use the same techniques as the hyperplane rounding scheme to construct a semicoloring. Take t to be about $\Delta^{1-2/k}$. Then $P_k(n, t)$ is about $1/\Delta$. Using the same approach as with the hyperplane rounding method, this gives us a semicoloring with t colors.

We now discuss the analysis of $P_k(n, t)$. This probability is just t times the probability that both endpoints of an edge are captured by a particular center, say the first. To show this probability is small, note that regardless of the orientation of the first center it must be “far” from at least one of the two vectors it is trying to capture, since these two vectors are far from each other. For example, in the case of a vector 3-coloring any center must be at an angle of at least 60° from one of the endpoints of an edge. The center’s projection onto this distant vector is very small, making it likely that some other nearer center will have a larger projection, thus preventing the center from capturing that far away vector.

We have therefore reduced our analysis to the problem of determining the probability that a center at a large angle from a given vector captures that vector. We start by deriving some useful properties of the normal distribution. In particular, we show that the properties of the normal distribution allow us to reduce the n -dimensional problem under consideration to a two dimensional one. But first, we develop some technical tools that will be applied to the two-dimensional analysis.

7.7.1 Probability Distributions in \Re^n

Recall that the *standard normal distribution* has the density function $\phi(x) = \frac{1}{\sqrt{2\pi}}e^{-x^2/2}$ with distribution function $\Phi(x)$, mean 0, and variance 1. A random vector $r = (r_1, \dots, r_n)$ is said to have the *n -dimensional standard normal distribution* if the components r_i are independent random variables, each component having the standard normal distribution. It is easy to verify that this distribution is spherically symmetric, in that the direction specified by the vector r is uniformly distributed. (Refer to Feller [57, v. II], Knuth [128], and Rényi [173] for further details about the higher dimensional normal distributions.)

Subsequently, the phrase “random d -dimensional vector” will always denote a vector chosen from the d -dimensional standard normal distribution. A crucial property of the normal distribution that motivates its use in our algorithm is the following theorem paraphrased from Rényi [173] (see also Section III.4 of Feller [57, v. II]).

Theorem 7.7.3 (Theorem IV.16.3 [173]) *Let $r = (r_1, \dots, r_n)$ be a random n -dimensional vector. The projections of r onto two lines ℓ_1 and ℓ_2 are independent (and normally distributed) if and only if ℓ_1 and ℓ_2 are orthogonal.*

Alternatively, we can say that under any rotation of the coordinate axes, the projections of r along these axes are independent standard normal variables. In fact, it is known that the only distribution with this strong spherical symmetry property is the n -dimensional standard normal distribution. The latter fact is precisely the reason behind this choice of distribution² in our algorithm. In particular, we will make use of the following corollary to the preceding theorem.

Corollary 7.7.4 *Let $r = (r_1, \dots, r_n)$ be a random vector (of i.i.d. standard normal variables). Suppose we fix two orthogonal unit vectors u_1 and u_2 in \mathfrak{R}^n . The projections of r along these two directions, given by the dot products $\langle u_1, r \rangle$ and $\langle u_2, r \rangle$, are independent random variables with the standard normal distribution.*

It turns out that even if r is a random n -dimensional *unit* vector, the above lemma still holds in the limit: as n grows, the projections of r on orthogonal lines approach (scaled) independent normal distributions. Thus using random unit vectors for centers turns out to be equivalent to using random normal vectors in the limit, but is much more difficult to analyze.

The following two lemmas are also useful in our analysis. The first lemma states that the square of the length of a random vector in two dimensions has the exponential distribution with parameter $1/2$. Recall that the exponential distribution with parameter λ has density function $f(x) = \lambda e^{-\lambda x}$, distribution function $F(x) = 1 - e^{-\lambda x}$ and expectation $1/\lambda$.

Lemma 7.7.5 *Let X and Y be standard normal random variables. Then, the random variable $S = X^2 + Y^2$ has the exponential distribution with parameter $\lambda = 1/2$.*

²Readers familiar with physics will see the connection to Maxwell’s law on the distribution of velocities of molecules in \mathfrak{R}^3 . Maxwell started with the assumption that in *every* Cartesian coordinate system in \mathfrak{R}^3 , the three components of the velocity vector are mutually independent and had expectation zero. Applying this assumption to rotations of the axes, we conclude that the velocity components must be independent normal variables with identical variance. This immediately implies Maxwell’s distribution on the velocities.

Proof: Let $U = X^2$ (and $V = Y^2$) have the density function $g(z)$ and distribution function $G(z)$. Observe that

$$\begin{aligned} G(z) &= \Pr[|X| \leq \sqrt{z}] \\ &= \Phi(\sqrt{z}) - \Phi(-\sqrt{z}) \\ &= 2\Phi(\sqrt{z}) - 1. \end{aligned}$$

Differentiating both sides with respect to z ,

$$g(z) = 2 \frac{d\Phi(\sqrt{z})}{dz} = \frac{1}{\sqrt{z}} \phi(\sqrt{z}) = \frac{1}{\sqrt{2\pi z}} e^{-z/2}.$$

Let $S = U + V$ have density $f(x)$ and distribution $F(x)$. Letting $y = z/x$, we have

$$\begin{aligned} f(x) &= \int_{-\infty}^{\infty} g(z)g(x-z) dz \\ &= \int_0^x \frac{e^{-z/2}}{\sqrt{2\pi z}} \frac{e^{-(x-z)/2}}{\sqrt{2\pi(x-z)}} dz \\ &= \frac{e^{-x/2}}{2\pi} \int_0^x \frac{1}{\sqrt{z(x-z)}} dz \\ &= \frac{e^{-x/2}}{2\pi} \int_0^1 \frac{1}{\sqrt{y(1-y)}} dy \end{aligned}$$

We can finish here with the observation that the remaining integral is a constant, and that the density function is shown proportional to $e^{-x/2}$ and must therefore be equal to $\frac{1}{2}e^{-x/2}$. Alternatively, recall that Euler's beta function $B(a, b)$ (cf. Exercise 1.2.6 (40) [126]) is defined for all positive a and b as

$$B(a, b) = \int_0^1 y^{a-1}(1-y)^{b-1} dy$$

and can be alternatively written as

$$B(a, b) = \frac{\Gamma(a)\Gamma(b)}{\Gamma(a+b)}$$

where the gamma function has values $\Gamma(1/2) = \sqrt{\pi}$ and $\Gamma(1) = 1$. Noting that the integral in the expression for $f(x)$ is $B(1/2, 1/2)$, we obtain that $f(x) = \frac{1}{2}e^{-x/2}$ defining the exponential distribution with parameter $\lambda = 1/2$. ■

Lemma 7.7.6 *Let Y_1, \dots, Y_r , and X have the exponential distribution with parameter $\lambda = 1/2$. Then the probability of the event \mathcal{E} that $\{X \geq q \times \max_i Y_i\}$ is*

$$\binom{r+q}{r}^{-1},$$

where $\binom{r+q}{r}$ is the generalized binomial coefficient when q is not necessarily an integer.

Proof: By elementary considerations, with f and F denoting the density and cumulative distribution functions for the exponential distribution, and substituting y for $e^{-x/2q}$,

$$\begin{aligned} \Pr[\mathcal{E}] &= \int_0^\infty f(x) (F(x/q))^r \, dx \\ &= \int_0^\infty \frac{e^{-x/2}}{2} (1 - e^{-x/2q})^r \, dx \\ &= \int_1^0 \frac{y^q}{2} (1-y)^r \frac{-2q}{y} \, dy \\ &= q \int_0^1 y^{q-1} (1-y)^r \, dy \\ &= q \int_0^1 y^{q-1} \left(\sum_{i=0}^r \binom{r}{i} (-1)^i y^i \right) \, dy \\ &= q \int_0^1 \left(\sum_{i=0}^r \binom{r}{i} (-1)^i y^{i+q-1} \right) \, dy \\ &= q \left[\left(\sum_{i=0}^r \binom{r}{i} (-1)^i \frac{y^{i+q}}{i+q} \right) \right]_0^1 \\ &= q \sum_{i=0}^r \binom{r}{i} \frac{(-1)^i}{i+q} \\ &= \frac{1}{\binom{r+q}{r}}. \end{aligned}$$

The last equation is Exercise 1.2.6 (48) in Knuth [126]. Since q need not be an integer, the last expression is a generalized binomial coefficient. ■

Notice that the probability bound is essentially r^{-q} for large r . In our application, $q = 1/\cos^2 \omega$ where ω is half the angle between the endpoints of an edge. Since for vector 3-colorings $\omega = \pi/3$, we have $\cos \omega = 1/2$, $q = 4$ and the probability bound is $1/r^4$.

7.7.2 Analyzing the Vector Projection Algorithm

We are now ready to analyze the quality of the partial coloring obtained by using the projections of random vectors to color the vertices of G . The first step in the analysis is to determine a tight bound on the probability that for a specific edge $\{x, y\}$ the two endpoints receive the same color. Let u_x and u_y denote the unit vectors associated with the two vertices. Recall that the angle between these two vertices is at least $2\pi/3$. Note that the bad event happens when the same random center, say c_1 , captures both u_x and u_y . We will show that this is unlikely to happen if the number of centers is large.

Fix any two unit vectors a and b in \mathfrak{R}^n such that they subtend an angle of $2\pi/3$ (as do the vectors of adjacent vertices in a vector 3-coloring). We will study the probability of the bad event with respect to these vectors, and by the spherical symmetry of the normal distribution our analysis will apply to the case of two vertex vectors u_x and u_y . The crucial step in this analysis is a reduction to a two-dimensional problem, as follows. Note that the use of the n -dimensional normal distribution was motivated entirely by the need to facilitate the following lemma.

Lemma 7.7.7 *Let θ be such that $\cos \theta = -1/(k-1)$. Let $P_k(d, t)$ denote the probability of the event that, given any two vectors $a, b \in \mathfrak{R}^d$ subtending an angle of θ , they are both captured by the same member of a collection of t random centers in \mathfrak{R}^d . Then, for all $d \geq 2$ and all $t \geq 1$,*

$$P_k(d, t) = P_k(2, t).$$

Proof: Let $H(a, b)$ be the plane determined by the two vectors a and b . Rotate the coordinate axes so that the first two axes lie in this plane and all other axes are perpendicular to it. By Corollary 7.7.4, we can still view the random vectors as having been chosen by picking their components along the new axes as standard normal random variables. Now, the projection of any vector in \mathfrak{R}^d onto any line of this plane depends only on its components along the two coordinate axes lying in the plane. In other words, any event depending only on the projection of the random vectors onto the lines in this plane does not depend on the components of the vectors along the remaining $d-2$ axes. In particular, the probability $P_k(d, t)$ is the same as $P_k(2, t)$. ■

In the rest of this section, we will assume that all vectors are in \mathfrak{R}^2 , and by the preceding lemma the resulting analysis will apply to the case of n -dimensional vectors. We focus on

the case where the angle between the vectors a and b is $2\pi/3$ and thus bound $P_3(n, t)$, but the analysis generalizes easily to other values of k as well.

Theorem 7.7.8 *Let $0 < \epsilon < \pi/3$, $p = \epsilon/\pi$, $\theta = \pi/3 - \epsilon$, and $q = 1/\cos^2 \theta$. Then,*

$$P_3(n, t) = P_3(2, t) = O(tp^{q-\lceil q \rceil} (pt)^{-q}).$$

Proof: We will concentrate on bounding the probability that the first random vector, c_1 , captures both a and b ; clearly, multiplying this by t will give the desired probability. Note that any vector must subtend an angle of at least $\pi/3$ with one of the two vectors a and b . Assume that c_1 subtends a larger angle with a , and hence is at least $\pi/3$ radians away from it. Now, c_1 captures a only if none of the remaining $t - 1$ vectors has a larger projection onto a . We will bound the probability of this event from above. A similar argument applies in the case where b is further away from c_1 .

Let R denote the wedge of the plane within an angle of ϵ from a , and suppose that r centers fall in this region. If c_1 captures a , then its projection onto a must be larger than that of the r centers in R . In fact, it is easy to see that the projection of c_1 onto the nearer of the two lines bounding R must be larger than the lengths of all the centers in R . (Observe that the latter is a necessary, but not sufficient, condition for c_1 to capture a .) Essentially this corresponds to the event \mathcal{F} that the projection of c_1 onto a line at an angle of $\theta = \pi/3 - \epsilon$ is longer than the lengths of all the centers lying in R .

We will upper bound the probability of the event \mathcal{F} . If r random vectors fall into the region R , then by Lemma 7.7.6 we know that the probability of \mathcal{F} is given by $\binom{r+q}{r}^{-1}$, where $q = 1/\cos^2 \theta$. Since the random vectors have a spherically symmetric distribution, the number of random vectors lying in R has the binomial distribution $B(t, p)$ with $p = \epsilon/\pi$. Thus, we obtain the following bound on the probability of \mathcal{F} . In the first step of the derivation, we use an identity given in Exercise 1.2.6 (20) of Knuth's book [126], which applies to generalized binomial coefficients.

$$\begin{aligned} \Pr[\mathcal{F}] &= \sum_{r=0}^t \binom{t}{r} p^r (1-p)^{t-r} \cdot \binom{r+q}{r}^{-1} \\ &= \binom{t+q}{t}^{-1} \sum_{r=0}^t \binom{t+q}{t-r} p^r (1-p)^{t-r} \\ &= \binom{t+q}{t}^{-1} \sum_{u=0}^t \binom{t+q}{u} p^{t-u} (1-p)^u \end{aligned}$$

$$\begin{aligned}
&\leq \binom{t+q}{t}^{-1} \sum_{u=0}^t \binom{t+\lceil q \rceil}{u} p^{t-u} (1-p)^u \\
&= p^{-\lceil q \rceil} \binom{t+q}{t}^{-1} \sum_{u=0}^t \binom{t+\lceil q \rceil}{u} p^{t+\lceil q \rceil-u} (1-p)^u \\
&\leq p^{q-\lceil q \rceil} \left(p^q \binom{t+q}{t} \right)^{-1} (p + (1-p))^{t+\lceil q \rceil} \\
&= O(p^{q-\lceil q \rceil} (pt)^{-q})
\end{aligned}$$

By the preceding argument, multiplying this by t gives a bound on the probability $P_k(n, t)$. ■

Remark: The reason for introducing $\lceil q \rceil$ is that there are two problems with directly applying the binomial theorem of calculus: for one, we are outside the radius of convergence of the infinite sum; and for the other, the infinite sum has negative terms so we cannot immediately make claims about the first few terms being less than the whole sum. ■

The above theorem applies regardless of how we choose ϵ (thus determining p and q). We now show how t and ϵ should be chosen so as to ensure that we get a semicoloring.

Corollary 7.7.9 $P_3(2, t) = O(t^{-3} \log^4 t)$.

Proof: We set $\epsilon = 1/\log t$. Thus $p = 1/(\pi \log t)$. To get q , we use the Taylor expansions for sines and cosines. In fact, the particular constants do not matter: it suffices to note that $q = 1/\cos^2(\pi/3 - \epsilon) = 4 - O(\epsilon)$. Thus, $q - \lceil q \rceil = O(\epsilon)$ and

$$p^{q-\lceil q \rceil} = \epsilon^{-\Theta(\epsilon)} = \log^{-\Theta(1/\log t)} t = \Theta(1).$$

By Theorem 7.7.8 we have

$$\begin{aligned}
P_3(2, t) &= O(t(pt)^{-q}) \\
&= O\left(t(t \log t)^{-4(1-O(1/\log t))}\right) \\
&= O(t^{-3} \log^4 t).
\end{aligned}$$

■

Lemma 7.7.10 *The vector projection algorithm provides an $O(\Delta^{1/3} \log^{4/3} \Delta)$ -semicoloring of a 3-colorable graph G with maximum degree Δ (w.h.p.).*

Proof: We use $t = \Delta^{1/3} \log^{4/3} \Delta$ random vectors and apply the above corollary. It follows that the probability that a particular edge is not legally colored is at most $O(1/\Delta)$. Thus the expected number of edges that are not legally colored is at most $O(n)$, and can be made less than $n/4$ by proper choice of constants. ■

As in Theorem 7.6.3, we now apply the idea of finding a legally colored set of linear size and recursively coloring the remaining graph.

Theorem 7.7.11 *A vector 3-colorable graph G with n vertices and maximum degree Δ can be colored with $O(\Delta^{1/3} \log^{4/3} \Delta \log n)$ colors by a polynomial time randomized algorithm (with high probability).*

As in Corollary 7.6.4, we now use Wigderson's technique (with $\Delta = n^{3/4}/\log n$) to get a $O(n^{1/4} \log n)$ -semicoloring of any vector 3-colorable graph. The next result follows from an application of Lemma 7.5.2.

Theorem 7.7.12 *A vector 3-colorable graph G with n vertices can be colored with $O(n^{1/4} \log n)$ colors by a polynomial time randomized algorithm (with high probability).*

The analysis of the vector projection algorithm given above is tight to within polylogarithmic factors. A tighter analysis, due to Coppersmith [40], shows that the number of colors used by this algorithm is $\Theta((n \log n)^{1/4})$.

7.8 Approximation for k -Colorable Graphs

An easy generalization of the above shows that for any constant vector-chromatic number χ , we can color a graph of maximum degree Δ using $\Delta^{1-2/\chi+o(1)}$ colors. The only change is in the degree of separation between the vectors of the endpoints of an edge. Suppose a graph is χ -colorable. Then it is vector χ -colorable, meaning we can assign unit vectors so that the vectors on the endpoints of an edge have dot-product at most $-1/(\chi - 1)$. We round these vectors with the same approach of using random centers. The only change in the analysis is in determining the probability that with t random centers, the same center will capture both endpoints of an edge. This analysis is a generalization of Theorem 7.7.8, where now $\theta = \frac{1}{2} \arccos(1/(\chi - 1)) - \epsilon$, so that $q = 1/\cos^2 \theta \approx 2(\chi - 1)/(\chi - 2)$. We deduce that the probability that an edge is cut is approximately $t^{-\chi/(\chi-2)}$ so that $\Delta^{1-2/\chi+o(1)}$ centers suffice to give a semicoloring.

Ignoring the $o(1)$ term, we determine absolute approximation ratios independent of Δ . We identify a positive real function $r(\chi)$ such that we can color a vector χ -chromatic graph with at most $n^{r(\chi)}$ colors. For each χ , we establish a degree threshold $\Delta_\chi = \Delta_\chi(n)$. While the degree exceeds Δ_χ , we take a neighborhood of a vertex of degree $d \geq \Delta_\chi$ and recursively $d^{r(\chi-1)}$ -color it and discard it (by Lemma 7.4.3 the neighborhood is vector $(\chi-1)$ -chromatic). The average number of colors used per vertex in this process is $d^{r(\chi-1)-1} \leq \Delta_\chi^{r(\chi-1)-1}$. Thus the total number of colors used up in this process is at most $n\Delta_\chi^{r(\chi-1)-1}$ colors. Once the degree is less than Δ_χ , we use our coloring algorithm directly to use an additional $\Delta_\chi^{1-2/\chi}$ colors. We balance the colors used in each part by setting

$$n\Delta_\chi^{r(\chi-1)-1} = \Delta_\chi^{1-2/\chi}$$

which implies that

$$\begin{aligned} n &= \Delta_\chi^{2-2/\chi-r(\chi-1)}, \\ \Delta_\chi &= n^{1/(2-2/\chi-r(\chi-1))} \end{aligned}$$

We obtain a coloring with $n^{(1-2/\chi)/(2-2/\chi-r(\chi-1))}$ colors, in other words

$$r(\chi) = (1 - 2/\chi)/(2 - 2/\chi - r(\chi - 1)).$$

By substitution, $r(\chi) = 1 - 3/(\chi + 1)$.

Theorem 7.8.1 *A vector χ -colorable graph can be colored using $\tilde{O}(\Delta^{1-2/\chi})$ or $\tilde{O}(n^{1-3/(\chi+1)})$ colors.*

7.9 Duality Theory

The most intensively studied relaxation of a semidefinite programming formulation to date is the Lovász ϑ -function [85, 86, 142]. This relaxation of the clique number of a graph led to the first polynomial-time algorithm for finding the clique and chromatic numbers of perfect graphs. We now investigate a connection between ϑ and a close variant of the vector chromatic number.

Intuitively, the clique and coloring problems have a certain “duality” since large cliques prevent a graph from being colored with few colors. Indeed, it is the equality of the clique and chromatic numbers in perfect graphs that lets us compute both in polynomial time.

We proceed to formalize this intuition. The duality theory of linear programming has an extension to semidefinite programming. With the help of Eva Tardos and David Williamson, we have shown that in fact the ϑ -function and a close variant of the vector chromatic number are semidefinite programming duals to one another and are therefore equal.

We first define the variant.

Definition 7.9.1 *Given a graph $G = (V, E)$ on n vertices, a strict vector k -coloring of G is an assignment of unit vectors u_i from the space \mathbb{R}^n to each vertex $i \in V$, such that for any two adjacent vertices i and j the dot product of their vectors satisfies the equality*

$$\langle u_i, u_j \rangle = -\frac{1}{k-1}.$$

As usual we say that a graph is strictly vector k -colorable if it has a strict vector k -coloring. The strict vector chromatic number of a graph is the smallest real number k for which it has a strict vector k -coloring. It follows from the definition that the vector chromatic number of any graph lower bounds by the strict vector chromatic number.

Theorem 7.9.2 *The strict vector chromatic number of G is equal to $\vartheta(\overline{G})$.*

Proof: Using any reference to semidefinite programming duality (for example, [5]), we find the dual of our vector coloring semidefinite program:

$$\begin{aligned} &\text{maximize} && -\sum p_{ii} \\ &\text{where} && \{p_{ij}\} \text{ is positive semidefinite} \\ &\text{subject to} && \sum_{i \neq j} p_{ij} \leq 1 \\ &&& p_{ij} = p_{ji} \\ &&& p_{ij} = 0 \text{ for } (i, j) \notin E \text{ and } i \neq j \end{aligned}$$

By duality, the value of this SDP is $-1/(k-1)$ where k is the strict vector chromatic number. Our goal is to prove $k = \vartheta$. As before, the fact that $\{p_{ij}\}$ is positive semidefinite means we can find vectors v_i such that $p_{ij} = \langle v_i, v_j \rangle$. The last constraint says that the vectors v form an *orthogonal labeling* [86], i.e. that $\langle v_i, v_j \rangle = 0$ for $(i, j) \notin E$. We now claim that optimization problem can be reformulated as follows:

$$\text{maximize} \quad \frac{-\sum \langle v_i, v_i \rangle}{\sum_{i \neq j} \langle v_i, v_j \rangle}$$

over all orthogonal labelings $\{v_i\}$. To see this, consider an orthogonal labeling and define $\mu = \sum_{i \neq j} \langle v_i, v_j \rangle$. Note this is the value of the first constraint in the first formulation of the dual (so $\mu \leq 1$) and of the denominator in the second formulation. Then in an optimum solution to the first formulation, we must have $\mu = 1$, since otherwise we can divide each v_i by $\sqrt{\mu}$ and get a feasible solution with a larger objective value. Thus the optimum of the second formulation is at least as large as that of the first. Similarly, given any optimum $\{v_i\}$ for the second formulation, $v_i/\sqrt{\mu}$ forms a feasible solution to the first formulation with the same value. Thus the optima are equal. We now manipulate the second formulation.

$$\begin{aligned} \max \frac{-\sum \langle v_i, v_i \rangle}{\sum_{i \neq j} \langle v_i, v_j \rangle} &= \max \frac{-\sum \langle v_i, v_i \rangle}{\sum_{i,j} \langle v_i, v_j \rangle - \sum \langle v_i, v_i \rangle} \\ &= \left(\min \frac{\sum_{i,j} \langle v_i, v_j \rangle - \sum \langle v_i, v_i \rangle}{-\sum \langle v_i, v_i \rangle} \right)^{-1} \\ &= \left(\min -\frac{\sum_{i,j} \langle v_i, v_j \rangle}{\sum \langle v_i, v_i \rangle} + 1 \right)^{-1} \\ &= -\left(\max \frac{\sum_{i,j} \langle v_i, v_j \rangle}{\sum \langle v_i, v_i \rangle} - 1 \right)^{-1}. \end{aligned}$$

It follows from the last equation that the vector chromatic number is

$$\max \frac{\sum_{i,j} \langle v_i, v_j \rangle}{\sum \langle v_i, v_i \rangle}.$$

However, by the same argument as used to reformulate the dual, this is equal to problem of maximizing $\sum_{i,j} \langle v_i, v_j \rangle$ over all orthogonal labelings such that $\sum \langle v_i, v_i \rangle \leq 1$. This is simply Lovász's ϑ_3 formulation of the ϑ -function [86, page 287]. ■

7.10 The Gap between Vector Colorings and Chromatic Numbers

The performance of our randomized rounding approach seems far from optimum. In this section we ask why, and show that the problem is not in the randomized rounding but in the gap between the original problem and its relaxation. We investigate the following question: given a vector k -colorable graph G , how large can its chromatic number be in terms of k and n ? We will show that a graph with chromatic number $n^{\Omega(1)}$ can have bounded vector chromatic number. This implies that our technique is tight in that it is not possible to

guarantee a coloring with $n^{o(1)}$ colors on all vector 3-colorable graphs. Lovász [143] pointed out that for a random graph $\chi = n/\log n$ while $\vartheta = \sqrt{n}$, and that a graph constructed by Koniagin has $\chi \geq n/2$ and $\vartheta = n^{1/3}$. However, such large gaps are not known for the case of bounded ϑ . Our “bad” graphs are the so-called Kneser graphs [125]. (Independent of our results, Szegedy [179] has also shown that a similar construction yields graphs with vector chromatic number at most 3 that are not $n^{0.05}$ -colorable. Notice that the exponent obtained from his result is better than the one shown below.)

Definition 7.10.1 *The Kneser graph $K(m, r, t)$ is defined as follows: the vertices are all possible r -sets from a universe of size m ; and, the vertices v_i and v_j are adjacent if and only if the corresponding r -sets satisfy $|S_i \cap S_j| < t$.*

We will need following theorem of Milner [149] regarding intersecting hypergraphs. Recall that a collection of sets is called an antichain if no set in the collection contains another.

Theorem 7.10.2 (Milner) *Let S_1, \dots, S_α be an antichain of sets from a universe of size m such that, for all i and j ,*

$$|S_i \cap S_j| \geq t.$$

Then, it must be the case that

$$\alpha \leq \binom{m}{\frac{m+t+1}{2}}.$$

Notice that using all q -sets, for $q = (m + t + 1)/2$, gives a tight example for this theorem.

The following theorem establishes that the Kneser graphs have a large gap between their vector chromatic number and chromatic numbers.

Theorem 7.10.3 *Let $n = \binom{m}{r}$ denote the number of vertices of the graph $K(m, r, t)$. For $r = m/2$ and $t = m/8$, this graph is 3-vector colorable but has chromatic number $n^{0.0113}$.*

Proof: We prove a lower bound on the Kneser graph’s chromatic number χ by establishing an upper bound on its independence number α . It is easy to verify that the α in Milner’s theorem is exactly the independence number of the Kneser graph. We can bound χ as follows, using the standard equality that

$$\binom{a}{b} = \Theta \left(\left(\frac{a}{b} \right)^b \left(\frac{a}{a-b} \right)^{a-b} \right)$$

for b linearly related to a . For the purposes of determining the exponent in the chromatic number, the constant factor hidden in the Θ -notation can and will be ignored. We now observe that

$$\begin{aligned}\chi &\geq \frac{n}{\alpha} \\ &\geq \frac{\binom{m}{r}}{\binom{m}{(m+t)/2}} \\ &= \left[\frac{(2)^{1/2}(2)^{1/2}}{(16/9)^{9/16}(16/7)^{7/16}} \right]^m \\ &= (1.007864)^m\end{aligned}$$

Again using the approximation,

$$n = \binom{m}{r} = [(2)^{1/2}(2)^{1/2}]^m \approx 2^m.$$

Since $n \approx \lg m$, it follows that

$$\chi \geq (1.007864)^{\lg n} = n^{\lg 1.007864} \approx n^{0.0113}.$$

Finally, it remains to show that the vector chromatic number of this graph is 3. This follows by associating with each vertex v_i an m -dimensional vector obtained from the characteristic vector of the set S_i . In the characteristic vector, $+1$ represents an element present in S_i and -1 represents elements absent from S_i . The vector associated with a vertex is the characteristic vector of S_i scaled down by a factor of \sqrt{m} to obtain a unit vector. It is easy to see that the dot product of adjacent vertices, or sets with intersection at most t , is bounded from above by

$$-\frac{4r - 4t - m}{m} = -1/2.$$

This implies that the vector chromatic number is 3. ■

More refined calculations can be used to improve this bound somewhat.

Theorem 7.10.4 *There exists a Kneser graph $K(m, r, t)$ that is 3-vector colorable but has chromatic number exceeding $n^{0.016101}$, where $n = \binom{m}{r}$ denotes the number of vertices in the graph. Further, for large k , there exists a Kneser graph $K(m, r, t)$ that is k -vector colorable but has chromatic number exceeding $n^{0.0717845}$.*

Proof: The basic idea is to improve the bound on the vector chromatic number of the Kneser graph using an appropriately weighted version of the characteristic vectors. We use weights a and -1 to represent presence and absence, respectively, of an element in the set corresponding to a vertex in the Kneser graph, with appropriate scaling to obtain a unit vector. The value of a that minimizes the vector chromatic number can be found by differentiation and is

$$A = -1 + \frac{mr}{r^2 - rt} - \frac{mt}{r^2 - rt}$$

Setting $a = A$ proves that the vector chromatic number is at most

$$\frac{m(r-t)}{r^2 - mt}.$$

At the same time, using Milner's Theorem proves that the exponent of the chromatic number is at least

$$1 - \frac{(m-t) \log \frac{2m}{m-t} + (m+t) \log \frac{2m}{m+t}}{2 \left((m-r) \log \frac{m}{m-r} + r \log \frac{m}{r} \right)}.$$

By plotting these functions, we have shown that there is a set of values with vector chromatic number 3 and chromatic number at least $n^{0.016101}$. For vector chromatic number approaching infinity, the limiting value of the exponent of the chromatic number is roughly 0.0717845. ■

7.11 Conclusions

The Lovász number of a graph has been a subject of active study due to the close connections between this parameter and the clique and chromatic numbers. In particular, the following “sandwich theorem” was proved by Lovász [142] (see Knuth [129] for a survey).

$$\omega(G) \leq \vartheta(\overline{G}) \leq \chi(G). \quad (7.1)$$

This has led to the hope that the following extended version may be true.

Conjecture 7.11.1 *There exist $\epsilon, \epsilon' > 0$ such that, for any graph G on n vertices*

$$\frac{\vartheta(\overline{G})}{n^{1-\epsilon}} \leq \omega(G) \leq \vartheta(\overline{G}) \leq \chi(G) \leq \vartheta(\overline{G}) \times n^{1-\epsilon'}. \quad (7.2)$$

Our work provides reinforcement for this hope by giving an upper bound on the chromatic number of G in terms of $\vartheta(\overline{G})$. However, this is far from achieving the bound conjectured above and it remains to be seen if this conjecture is true. In related work, Szegedy [179] studies various aspects of the parameter ϑ and, with respect to this conjecture, shows that there is such an ϵ bounded away from zero if and only if there is an ϵ' bounded away from zero. Alon, Kahale and Szegedy [160] have also been able to use the semidefinite programming technique in conjunction with our techniques to obtain algorithms for computing bounds on the clique number of a graph with linear-sized cliques, improving upon some results due to Boppana and Halldorsson [20].

In terms of disproving such a conjecture (or, proving upper bounds on ϵ and ϵ'), relevant results include the following: Lovász [143] points out that for a random graph G , $\chi(G) = n/\log n$ while $\vartheta(\overline{G}) = \sqrt{n}$; Koniagin has demonstrated the existence of a graph that has $\chi(G) \geq n/2$ and $\vartheta(\overline{G}) = O(n^{2/3} \log n)$; Alon [6] has explicit constructions matching or slightly improving both these bounds. Our constructions from Section 7.10 are of a similar flavor and provide graphs with vector chromatic number at most 3 but with $\chi(G) \geq n^\epsilon$. In fact, by using a similar construction and applying a result of Frankl and Rodl [61], we can also construct graphs with $\vartheta(\overline{G}) \leq 3$ and $\chi(G) \geq n^\epsilon$. Independent of our results, Szegedy [178] has also shown that a similar construction yields graphs with vector chromatic number at most 3 but which are not colorable using $n^{0.05}$ colors. Notice that the exponent obtained from his result is better than the one in Section 7.10. Alon [6] has obtained a slight improvement over Szegedy's bound by using an interesting variant of the Kneser graph construction.

The connection between the vector chromatic number and the clique/chromatic numbers is far from being completely understood and it is our hope that this work will motivate further study of this relationship.

A preliminary version of this chapter appeared in [108].

Chapter 8

Conclusion

This work has discussed several different approaches to random sampling for graph optimization problems. In all of them, the unifying idea has been that a random sample is “typical.” Information about the entire problem can be gleaned from a small random sample at little cost. A very general approach is to generate a small random representative subproblem, solve it quickly, and use the information gained to home in on the solution to the entire problem. In particular, an optimal solution to the subproblem may be a good solution to the original problem which can quickly be improved to an optimal solution. While this paradigm has been applied frequently in the realm of computational geometry [34], it seems to have been less prevalent in general combinatorial optimization. There are therefore many problems which could potentially benefit from the approach. One broad category that we have not addressed is that of problems on *directed* graphs. None of the techniques we developed here appear to apply, but we also have no proofs that random sampling cannot work in such a case.

Another general question is to what extent randomization is truly necessary. This can be asked in a variety of ways. The purely theoretical is to ask whether it is possible to derandomize the algorithm. We have shown that this is the case for the minimum cut problem, giving a deterministic parallel algorithm. On the other hand, for the problem of constructing graph skeletons deterministically, we do not yet have even a deterministic polynomial time algorithm, much less a deterministic parallel one. From a more practical perspective, derandomization is questionable when it causes tremendous increases in the running times or processor bounds (as was the case for our minimum cut algorithm). The goal instead is to find *practical* derandomizations which do not increase time bounds. One

question which arises here is whether there is a deterministic linear time minimum spanning tree algorithm. Another is whether our graph coloring algorithm can be derandomized.

Part II

Extensions

Chapter 9

Extensions of the Contraction Algorithm

We now discuss extensions to Contraction Algorithm algorithm. Our algorithm can be used to compute (and enumerate) minimum multi-way cuts. The *minimum r -way cut problem* is to find a minimum weight set of edges whose removal partitions a given graph into r separate components. Previously, the best known sequential bound, due to Goldschmidt and Hochbaum [80], was $O(n^{r^2/2-r+11/2})$, and no parallel algorithm was known. Our algorithm runs in $\tilde{O}(n^{2(r-1)})$ time, and in \mathcal{RNC} using $n^{2(r-1)}$ processors. This shows that the minimum r -way cut problem is in \mathcal{RNC} for any constant r . In contrast, it is shown in [42] that the multiway cut problem in which r specified vertices are required to be separated (*i.e.*, a generalization of the s - t minimum cut problem) is \mathcal{NP} -complete for any $r > 2$. The algorithm can be derandomized in the same way as for minimum cuts, which as a side effect lets us enumerate all minimum cuts within an arbitrary constant factor multiple of the optimum.

A minor modification of **Recursive-Contract** lets us use it to construct the *cactus representation* of minimum cuts introduced in [44]. We improve the sequential time bound of this construction to $\tilde{O}(n^2)$ from $\tilde{O}(mn)$. We give the first \mathcal{RNC} algorithm for weighted graphs, improving the previous (unweighted graph) processor bound from $mn^{4.5}$ to n^4 .

A more complex modification lets us make the contraction algorithm more efficient if we are willing to accept an approximately minimum cut as the answer. We give an algorithm that uses $m + c^2 n^{2/\alpha}$ processors to find a cut of value at most α times the minimum cut c . The dependence on c can be eliminated using p -skeleton techniques from Chapter 6.

We finish this chapter with two complexity-theoretic results. In Section 9.5 we discuss trading time for space, showing that we can still match the $\tilde{O}(mn)$ time bounds of previous minimum cut algorithms, even if our computational space is restricted to $O(n)$. In Section 9.6, we show that the minimum cut lies near the bottom of the parallel complexity hierarchy, since it can be solved in $O(\log n)$ time in the EREW model of computation.

9.1 Multiway Cuts

With a small change, the Contraction Algorithm can be used to find a *minimum weight r -way cut* that partitions the graph into r pieces rather than 2. As before, the key to the analysis is to apply Lemma 3.4.1 by bounding the probability p that a randomly selected graph edge is from a particular minimum r -cut. Throughout, to simplify our asymptotic notation, we assume r is as constant.

Lemma 9.1.1 *The number of edges in the minimum r -way cut of a graph with m edges and n vertices is at most*

$$\left[1 - \left(1 - \frac{r-1}{n}\right)\left(1 - \frac{r-1}{n-1}\right)\right]m$$

Proof: We use the probabilistic method. Suppose we choose $r-1$ vertices uniformly at random, and consider the r -way cut defined by taking each of the chosen vertices alone as one of the $r-1$ vertex sets of the cut and all the other vertices as the last set. An edge is in an r -way cut if its endpoints are in different partitions. The probability that a particular edge is in the cut is thus the probability that either of its endpoints is one of the $r-1$ single-vertex components of the cut, which is just

$$1 - \left(1 - \frac{r-1}{n}\right)\left(1 - \frac{r-1}{n-1}\right).$$

Let f be the number of edges cut by this random partition, and m the number of graph edges. The number of edges we expect to cut is m times the probability that any one edge is cut, *i.e.*

$$E[f] = \left[1 - \left(1 - \frac{r-1}{n}\right)\left(1 - \frac{r-1}{n-1}\right)\right]m,$$

Since f can be no less than the value of the minimum r -way cut, $E[f]$ must also be no less than the minimum r -way cut. ■

The quantity in brackets is thus an upper bound on the probability that a randomly selected edge is an r -way minimum cut edge.

Theorem 9.1.2 *Stopping the Contraction Algorithm when r vertices remain yields a particular minimum r -way cut with probability at least*

$$r \binom{n}{r-1}^{-1} \binom{n-1}{r-1}^{-1} = \Omega(n^{-2(r-1)}).$$

Proof: By the previous lemma, arguing as in Lemma 4.2.1, the probability that a particular minimum r -cut survives the reduction process until there are r vertices remaining is at least

$$\begin{aligned} & \prod_{u=r+1}^n \left(1 - \frac{r-1}{u}\right) \left(1 - \frac{r-1}{u-1}\right) \\ &= \prod_{u=r+1}^n \left(1 - \frac{r-1}{u}\right) \prod_{u=r+1}^n \left(1 - \frac{r-1}{u-1}\right) \\ &= r \binom{n}{r-1}^{-1} \binom{n-1}{r-1}^{-1}. \end{aligned}$$

■

Corollary 9.1.3 *The probability that a particular minimum r -way cut survives contraction to $k \geq r$ vertices is $\Omega((k/n)^{2(r-1)})$.*

Corollary 9.1.4 *There are $O(n^{2(r-1)})$ minimum multiway cuts in a graph.*

Proof: Use the same argument as for counting approximately minimum cuts. ■

Theorem 9.1.5 *All minimum r -way cuts in a graph can be found with high probability in $O(n^{2(r-1)} \log^2 n)$ time, or in \mathcal{RNC} using $n^{2(r-1)}$ processors.*

Proof: Apply the Recursive Contraction Algorithm, but contract at each level by a factor of $\sqrt[r-1]{2}$ and stop when r vertices remain. The recurrence for the probability of success is unchanged. The running time recurrence becomes

$$T(n) = n^2 + 2T(n/2^{1/2(r-1)})$$

and solves to $T(n) = O(n^{2(r-1)})$. The fact that all cuts are found follows as in the approximately minimal cuts case. ■

Remark: The disappearance of an $O(\log n)$ factor that was present in the 2-way cut case was brought to our attention by Jan Hvid Sorensen. ■

This is a significant improvement over the previously best known sequential time bound of $O(n^{r^2-r+11/2})$ reported in [80]. This also provides the first proof that the multiway cut problem is in \mathcal{RNC} for constant r . The extension of these techniques to approximately minimum multiway cuts is an easy exercise that we omit due to rather complicated notation needed.

9.2 Derandomization Extensions

In this section, we show how our derandomization techniques can be extended to finding minimum multiway cuts and approximately minimum cuts in \mathcal{NC} .

9.2.1 Multiway Cuts

We can derandomize the multiway cut problem as we did the minimum cut problem. For constant r , we can use the safe sets technique to solve the r -way cut problem in \mathcal{NC} . The following lemma is the natural extension of the cut counting lemma to multiway cuts, and is proved in the same way as Theorem 4.7.6 and Corollary 9.1.4.

Lemma 9.2.1 *The number of r -way cuts with value within a multiplicative factor of α of the r -way min-cut is $O(n^{2\alpha(r-1)})$.*

The next lemma reduces to Lemma 5.3.1 when $r = 2$.

Lemma 9.2.2 *In an r -way min-cut (X_1, \dots, X_r) of value c , each X_i has minimum cut at least $2c/(r-1)(r+2)$.*

Proof: Assume that set X_1 has a cut (A, B) of w edges. We prove the lemma by lower bounding w .

Suppose that two sets X_i and X_j are connected by more than w edges. Then merging X_i and X_j and splitting X_1 into A and B would yield an r -way cut of smaller value, a contradiction. It follows that the total number of cut edges not incident on X_1 can be at most $\binom{r-1}{2}w$.

Now suppose that more than $2w$ edges connect X_1 and some X_j . Then more than w edges lead from X_j to either A or B , say A . Thus splitting X_1 into A and B and merging A with X_j would produce a smaller r -way cut, a contradiction. It follows that the number of edges incident on X_1 can be at most $2(r-1)w$.

Combining the previous two arguments, we see that the r -way cut value c must satisfy

$$c \leq \binom{r-1}{2}w + 2w(r-1),$$

implying the desired result. ■

Combining the two previous lemmas shows that there is a polynomial-sized set of approximately minimum cuts that we can eliminate with the safe sets technique to isolate the minimum r -way cut.

Theorem 9.2.3 *On unweighted graphs, the r -way min-cut problem can be solved in \mathcal{NC} for any constant r .*

Proof: We proceed exactly as in the two-way min-cut case. Consider the minimum r -way cut (X_1, \dots, X_r) of value c . By the previous lemma, the minimum cut in each component is large; thus by Lemma 5.3.2 the number of cuts whose size is less than $2c$ is polynomial in n . It follows that we can find a universal isolating family contains an isolator for the minimum r -way cut. Contracting the edges in this isolator yields a graph in which each component of the r -way minimum cut has no small cut. Then the (2-way) minimum cut in this contracted graph must be a “part of” the r -way minimum cut. More precisely, it cannot cut any one of the X_i , so each X_i is entirely on one or the other side of the cut. We can now find minimum cuts in each of the sides of the minimum cut; again they must be part of the r -way minimum cut. If we repeat this process r times, we will find the r -way minimum cut. ■

9.2.2 Approximate Cuts

We can similarly extend our algorithm to enumerate all cuts with value within any constant factor multiple of the minimum cut. This plays an important role in our extension to weighted graphs.

Lemma 9.2.4 *Let c be the minimum cut in a graph. If (A, B) is a cut with value αc , then the minimum r -way cut in A has value at least $(r - \alpha)c/2$.*

Proof: Let $\{X_i\}_{i=1}^r$ be the optimum r -way cut of A , with value β . This means there are β edges with both endpoints in A . There are also αc edges with exactly one endpoint in A .

Thus the sum of the degrees of the X_i is $2\beta + \alpha c$. We also know that each X_i has degree at least c . Thus $2\beta + \alpha c \geq rc$, and the result follows. ■

Theorem 9.2.5 *For constant α , all cuts with value at most α times the minimum cut's can be found in NC.*

Proof: For simplicity, assume without loss of generality that α is an integer. Fix a particular cut (A, B) of value αc . Let $r = \alpha + 2$. By Lemma 9.2.4, the minimum r -way cut in A (and in B) has value at least c . Lemma 9.2.1 says that as a consequence there are $n^{O(1)}$ r -way cuts in A (or B) with value less than $3r\alpha c$. Define a safe sets instance whose target sets are all such multiway cuts and whose safe set is the cut (A, B) . By finding an isolator for the instance and contracting the edges in it, we ensure that the minimum r -way cut in each of A and B exceeds $3r\alpha c$.

Suppose that after isolating the cut we want, we run our parallelization of Matula's Algorithm, constructing k -jungles with $k = \alpha c$. Since the r -way cut is at least $3r\alpha c$ in each of A and B , at most $(r - 1)$ vertices in each set have degree less than $6\alpha c$. It follows that so long as the number of vertices exceeds $4r$, the number of edges will reduce by a constant factor in each iteration of the algorithm. In other words, in $O(\log m)$ steps, the number of vertices will be reduced to $4r$ in such a way that the cut of value αc is preserved. We can find it by examining all possible partitions of the $4r$ remaining vertices, since there are only a constant number. ■

There is an obvious extension to approximate multiway cuts; however we omit the notationally complicated exposition.

9.3 Cut Data Structures

Researchers have investigated several representations of the minimum cuts of a graph. Desirable properties of such representations include small space requirements and, perhaps more importantly, the ability to quickly answer queries about the minimum cuts in the graph. Several representations are known [44, 66]. We concentrate on the *cactus representation* [44] and show how that Contraction Algorithm can be used to construct it.

9.3.1 The Cactus Representation

This data structure represents all $\binom{n}{2}$ minimum cuts via an n -node, $O(n)$ -edge graph. It can be used to quickly identify, for example, all minimum cuts separating a particular pair of vertices. A *cactus* is a graph such that every edge is contained in at most one cycle. It therefore looks like a tree, except that each of the “nodes” in the cactus can be a vertex or a simple cycle. In a c -weighted cactus, each non-cycle edge of the cactus gets weight c and each cycle edge gets weight $c/2$. The minimum cuts in this cactus are therefore produced by cutting either a single non-cycle edge or two cycle edges on the same cycle. A *cactus representation* for a graph G with minimum cut c is a c -weighted cactus C and a (not necessarily injective) mapping ϕ from the vertices of G to those of C , such that there is a one to one correspondence between the minimum cuts of G and those in the cactus. More precisely, for vertex set X , let $\phi(X) = \{\phi(v) \mid v \in X\}$. Then X should be one side of a minimum cut in G if and only if $\phi(X)$ is one side of a minimum cut in C .

Karzanov and Timofeev [116] give an algorithm for constructing the cactus sequentially; their algorithm is parallelized by Naor and Vazirani [156]. We describe the general framework of both algorithms below. The reader is referred to [156] for a much more detailed description.

1. Number the vertices so that for each vertex (except vertex 1) is connected to at least one lower numbered vertex.
2. For each $i \geq 2$, compute the set S_i of minimum cuts that separate vertices $\{1, \dots, i-1\}$ from vertex i .
3. Form a cactus out of $\cup_i S_i$.

Step 2 turns out to be the crux of the algorithm. The sets S_i form what we call the *chain representation* of minimum cuts, for reasons we now explain. For our explanation, it is convenient to slightly change our definition of cuts. Given a cut (A, B) , we can identify the cut with either set A or set B since one is a complement of the other. To make the identification unique we take the set containing vertex 1. Thus a cut is simply a set A of vertices containing vertex 1, and its value is weight of edges with exactly one endpoint in A . We will say that the vertices in A are *inside* the cut, and those not in A are *outside* the cut. We let the *size* of a cut be the number of vertices in its representative set.

Given the numbering of Step 1 and our redefinition of cuts, each S_i has a particularly nice structure. Namely, given any two cuts A and A' in S_i , either $A \subset A'$ or $A' \subset A$. This property is typically referred to the *non-crossing cut property*. It follows that the cuts in S_i form a *chain*, *i.e.* the cuts can be numbered as A_i such that $A_1 \subset A_2 \subset \dots \subset A_k$. Therefore, it is easy to represent each set S_i in $O(n)$ space, meaning that the sets S_i form an $O(n^2)$ -size *chain representation* of the minimum cuts of G .

We now consider the implementations of the cactus construction. Step 1 of the algorithm can be implemented easily: find a spanning tree of G and then number the vertices according to a preorder traversal. This can be done in $O(m)$ time sequentially and also in $O(\log n)$ time using $m/\log n$ processors in parallel [114]. Step 3 can also be implemented relatively efficiently. Karzanov and Timofeev [116] describe a sequential implementation that, given the set of chains for each S_i , takes $O(n^2)$ time. Naor and Vazirani [156] do not explicitly bound their implementation of Step 3, but it can be shown to run in $O(\log^2 n)$ time using n^4 processors. For both the sequential and parallel algorithms, the bottleneck in performance turned out to be Step 2, constructing the chain representation $\{S_i\}$.

Each S_i can be found via a maximum flow computation and a strongly connected components computation and thus Step 2 can be done by n such computations. This led to a sequential algorithm that took $\tilde{O}(n^2 m)$ time [116] and an $O(\log^2 n)$ time randomized algorithm that used $n^{4.5} m$ processors on unweighted graphs [156]. We will explain how to implement Step 2 to run with the same bounds as the Recursive Contraction Algorithm (up to constant factors), thus leading to improved sequential time and parallel processor bounds.

9.3.2 The Chain Representation

Suppose that for each vertex number j , we know the size of the smallest cut in S_i containing j (that is, with j on the same side as vertex 1). Then it is straightforward to construct S_i in $O(n)$ time. Bucket-sort the vertices according to the smallest S_i -cut containing them. Those inside the smallest cut form A_1 ; those inside the next smallest form $A_2 - A_1$, and so on. Therefore, we have reduced the problem of constructing the S_i to the following: for each i and j , identify the smallest S_i -cut containing j . We now show how to modify the Recursive Contraction Algorithm to recursively compute this information. For simplicity, assume that we have already run the Recursive Contraction Algorithm once so that the value of the minimum cut is known.

We begin by adding two information fields to each metavertex v that arises during the Recursive Contraction Algorithm's execution. Let $size(v)$ be the number of vertices contained in v , and let $min(v)$ be the smallest label of a vertex in v . Note that these two quantities are easy to update as the algorithm executes; when we merge two metavertices, the updated values are determined by a sum and a minimum operation. Now consider a leaf in the computation tree of the Recursive Contraction Algorithm. One metavertex v in this leaf will have $min(v) = 1$ while the other metavertex w will have $min(w) = i$ for some i . If this leaf corresponds to a minimum cut of G , then we call it an i -leaf. Each i -leaf must correspond to a cut in S_i , since by the labeling vertices $1, \dots, i-1$ must be in v while vertex i must be in w . Furthermore, $size(v)$, which we also call the size of the i -leaf, is just the number of vertices inside the corresponding minimum cut. We have therefore reduced our chain construction problem to the following: for each pair of labels i and j , find the minimum size i -leaf containing j (where we identify an i -leaf with the cut (set of vertices) it represents).

We solve this problem by generalizing it while running the Recursive Contraction Algorithm. Consider some graph G that arises at some point in the computation tree. We solve the following problem: for each pair of labels i and j of vertices in G , consider all i -leaves that are descendants of G , and find $\mu_G^i(j)$, the smallest i -leaf descendant of G containing j . Recalling that in the computation tree G has two contracted graphs G' and G'' as children, we show that it is easy to compute $\mu_G^i(j)$ from $\mu_{G'}^i(j')$ and $\mu_{G''}^i(j'')$. Note that each i -leaf descended from G is descended from either G' or G'' . Consider graph G' . The metavertices with labels i and j in G are merged into metavertices with labels i' and j' in G' . Suppose $i \neq i'$. Then there is no vertex labeled i in G' , and it follows by induction that there is no i -leaf descended from G' . If $i = i'$, then the smallest i -leaf descendent of G' containing j is just the smallest i' -leaf descendant of G' containing j' , namely $\mu_{G'}^{i'}(j')$. Applying the same argument to G'' , it follows that

$$\mu_G^i(j) = \min(\mu_{G'}^i(j'), \mu_{G''}^i(j'')),$$

where $\mu_G^i(j)$ is defined to be infinite if there is no vertex labeled i in G .

We have therefore shown that, after the recursive calls to G' and G'' which return $\mu_{G'}$ and $\mu_{G''}$, the new $\mu_G^i(j)$ can be computed in constant time for each pair of labels i and j in G . Therefore, if G has n vertices and thus n labels, the time to compute all $\mu_G^i(j)$ is $O(n^2)$. Since the original contraction algorithm already performs $O(n^2)$ work at each size n graph in the computation, the additional $O(n^2)$ work does not affect the running time

bound. This procedure is easy to parallelize, as computing $\mu_G^i(j)$ for all pairs i and j can be done simultaneously, and the sorting can also be done efficiently in \mathcal{NC} .

Finally, recall that we run the Recursive Contraction Algorithm $\Theta(\log^2 n)$ times in order to get a high probability of finding every minimum cut. It is trivial to combine the resulting μ values from these $\Theta(\log^2 n)$ computations in $O(n^2 \log^2 n)$ time or with n^2 processors in \mathcal{RNC} time. We have therefore shown:

Theorem 9.3.1 *The chain representation of minimum cuts in a weighted labeled graph can be computed with high probability in $O(n^2 \log^3 n)$ time, or in \mathcal{RNC} using n^2 processors.*

Corollary 9.3.2 *The cactus representation of minimum cuts in a graph can be computed in $O(n^2 \log^3 n)$ time or in \mathcal{RNC} using n^4 processors.*

9.4 Parallel $(1 + \epsilon)$ -Approximation

There are two reasons **Recursive-Contract** requires n^2 processors. One derives from the Contraction Algorithm: since its success probability is $\Theta(n^{-2})$, it is necessary to perform $\Omega(n^2)$ trials to get a high success probability. This forces us to do $\Omega(n^2)$ work even after **Recursive-Contract** reduces the amount of work per trial to nearly a constant. The second reason derives from dense subproblems. As the algorithm performs recursive calls, it is impossible to bound the number of edges in the graphs that are its arguments—thus the best bound that can be put on the number of edges in an r vertex graph is r^2 , and this forces us to allocate r^2 processors even to examine the input.

In this section, we show how both these problems can be circumvented, though at a cost. We develop a $(1 + \epsilon)$ -approximation algorithm for the case where the minimum cut is small. The small minimum cut lets us keep the recursive subproblems small by using sparse certificates. The willingness to approximate reduces the number of trials we need to perform. Our develop a sequential algorithm that finds a cut of value at most αc in $\tilde{O}(m + cn^{2\alpha})$ time and a parallel algorithms that uses $m + c^2 n^{2/\alpha}$ processors. We then strengthen it by applying the skeleton construction to eliminate the dependence it, leaving an algorithm which requires only $m + n^{2/\epsilon}$ processors.

We proceed to modify the Recursive Contraction Algorithm (**Recursive-Contract**) to take advantage of the combination of small minimum cuts and a willingness to approximate. Recall that **Recursive-Contract** uses the more primitive Contraction Algorithm. The

Contraction Algorithm, denoted $\mathbf{Contract}(G, k)$, takes a graph G of n vertices and m edges, and using m processors in \mathcal{RNC} returns a contraction of G to k vertices such that with probability $\Omega((k/n)^2)$, the contracted graph has the same minimum cut as the original.

9.4.1 Modifying the Contraction Algorithm

The original analysis of the Contraction Algorithm $\mathbf{Contract}$ (Section 4.2) showed that with probability $\Omega(n^{-2})$, it produced a minimum cut. However, a willingness to approximate increases the success probability of the Contraction Algorithm. Since we are willing to settle for an approximation, we can halt the Contraction Algorithm as soon as we find a nearly optimum cut. In particular, we can stop as soon as a vertex of degree less than αc is created by contractions, because such a vertex corresponds to a cut of value less than αc in the original graph. This observation allows us to improve the analysis by making the assumption that no such small cut has yet been found.

Lemma 9.4.1 *If an n vertex graph is contracted to k vertices, then with probability $\Omega((k/n)^{2/\alpha})$, the contractions will either preserve the minimum cut or create a metaverter of degree less than αc (corresponding to an α -minimal cut).*

Proof: If the average degree falls below αc , it means that some vertex has degree less than αc . This vertex in turn defines a cut of value less than αc . If this does not occur, then we can assume at all times that the average degree exceeds αc . We now modify the analysis of Theorem 4.2.1, using the fact that the average degree always exceeds αc . More precisely, when r vertices remain, the assumption that the average degree exceeds αc means that there are at least $n\alpha c/2$ edges in the graph. Thus with probability $(1 - 2/(n\alpha))$, we will pick a non-min-cut edge to contract. Therefore, as r decreases to k , the probability that we never pick a minimum cut edge is

$$\left(1 - \frac{2/\alpha}{n}\right)\left(1 - \frac{2/\alpha}{n-1}\right)\cdots\left(1 - \frac{2/\alpha}{k+1}\right) = \Omega((k/n)^{2/\alpha})$$

■

To use Lemma 9.4.1, we modify $\mathbf{Contract}$ in order to keep track of the average degree during contractions. Afterwards, we compare the output of the algorithm to this minimum degree, and use the minimum degree if it is smaller. However, we defer the discussion of this change to Section 9.4.3 and first discuss the use of the modified algorithm in the final approximation algorithm.

9.4.2 Modifying the Recursive Algorithm

Having modified the Contraction Algorithm `Contract` to increase its success probability, we proceed to modify `Recursive-Contract` to reduce the amount of work it does. Recall that the algorithm `Contract`(G, k), given a graph on n vertices, will either encounter a cut of value at most αc or ensure that the minimum cut survives the contraction to k vertices with probability $\Omega((k/n)^{2/\alpha})$.

Figure 9.1 gives the modified algorithm `Recursive-Contract` $^\alpha$ for finding an α -minimal cut in a graph with minimum cut k . We assume that the algorithm is given an upper bound C on the value of the minimum cut; later we will show this assumption is unnecessary. The algorithm uses *sparse certificates* (Section 3.3) to keep the number of edges in the graph small as we contract it. Recall that a sparse αC -connectivity certificate preserves all cuts of value exceeding αC . Since the minimum cut $c \leq C$, any cut of value exceeding αc in G corresponds to a cut of value exceeding αc in the certificate.

Algorithm `Recursive-Contract` $^\alpha(G)$

input A graph G with n vertices.

if $n = 2$

then examine the implied cut of the original graph

else find an (αC) -connectivity certificate G' of G

repeat twice

$G'' \leftarrow \text{Contract}(G', n/2^{\alpha/2})$

`Recursive-Contract` $^\alpha(G'')$

Figure 9.1: The Modified Algorithm

As a consequence of Lemma 9.4.1, if we are looking for an α -minimal cut and contract an n -vertex graph to $n/2^{\alpha/2}$ vertices, we have a 50% chance of either finding an α -minimal cut or preserving the minimum cut of the original graph. Since in the algorithm we perform this experiment twice, we expect that one of the experiments will succeed. The remainder of the proof of correctness follows Section 4.4. In particular, a recurrence $P(n)$ for the

probability of success is

$$P(n) = 1 - (1 - (\frac{1}{2}P(n/2^{\alpha/2})))^2.$$

Thus $P(n) = \Omega(\log n)$. The only necessary addition here is to observe that the sparse certificate algorithm used here does not affect the minimum cut.

Now consider a sequential implementation of this algorithm. We can use Nagamochi and Ibaraki's **Scan-First-Search** to construct a sparse certificate in linear time. Since we run the sparse certificate algorithm before calling **Recursive-Contract** $^\alpha$ recursively, we can be sure by induction that at all levels of the recursion, whenever **Recursive-Contract** $^\alpha$ is called with a graph of n vertices, that graph has $O(Cn)$ edges (the one exception is the top level, where the number of edges is m). This gives a recurrence for the running time:

$$T(n) = \tilde{O}(Cn) + 2T(n/2^{\alpha/2}),$$

which solves to $T(n) = \tilde{O}(m + Cn^{2/\alpha})$.

We can also consider a parallel algorithm for the problem. If we use the m -processor, $\tilde{O}(C)$ -time sparse certificate algorithm of [29], we deduce a processor recurrence identical to the sequential running time recurrence, for a processor cost of $m + Cn^{2/\alpha}$. Since the depth of the recursion tree is logarithmic, and since the running time at each level is $\tilde{O}(c)$ (dominated by the sparse certificate algorithm), the overall running time is $\tilde{O}(c)$.

In Section 5.2, we will give a new parallel sparse certificate algorithm that runs in $\text{polylog } m$ time using Cm processors (it therefore does the same amount of work as the algorithm of [29], but with a higher degree of parallelism). This gives the following recurrence for the processor cost:

$$T(n) = 2(C^2n + T(n/2^{\alpha/2})).$$

This recurrence solves to $T(n) = O(C^2n^{2/\alpha})$. The recursion depth is $O(\log n)$, and the time spent at each level of the recursion is polylogarithmic (dominated by the sparse certificate construction).

Now observe that the estimate C is not actually necessary. We begin with a guess $C = 1$, and repeatedly double it. We call **Recursive-Contract** $^\alpha$ until the guess is confirmed by the return of a cut of value less than our current guess C . It requires $O(\log c)$ doubling phases to increase our guess above c , and so long as $C = O(c)$, the number of processors used is $O(m + c^2n^{2/\alpha})$. We therefore have the following result:

Lemma 9.4.2 *An α -minimal cut can be found with high probability in $\tilde{O}(m + cn^{2/\alpha})$ time or in \mathcal{RNC} using $m + c^2n^{2/\alpha}$ processors.*

Remark: Neither a sparse graph nor the willingness to approximate can in itself give a faster algorithm. Even if the graph is sparse, using **Recursive-Contract** to find the minimum cut exactly requires $\Omega(n^2)$ processors. On the other hand, if we are willing to approximate but fail to sparsify, the fact that we are recursively calling CA^α on dense graphs means that it may require $\Omega(n^2)$ processors for details. ■

Corollary 9.4.3 *Let $1/\log n < \epsilon < 1$. In a weighted, undirected graph, a $(1 + \epsilon)$ -minimal cut can be found in \mathcal{RNC} using $\tilde{O}(m/\epsilon^2 + n^{2/(1+\epsilon)})$ processors. In particular, a linear number of processor can find a twice-minimal cut in \mathcal{RNC} .*

Proof: Apply the skeleton construction of Section 6.3 to ensure the graph whose minimum cut we estimate has a small minimum cut. ■

9.4.3 Tracking the Degree

An m -processor parallel implementation of the Contraction Algorithm is given in Section 4.5. We modify this implementation to keep track of the average degree; this modification in turn lets us implement the approximation algorithm of the previous section. We describe only the parallel implementation, the sequential implementation is then a special case. Recall that we simulate the sequence of contractions by generating a random permutation of the edges and then contracting edges in order of the permutation. As we consider the sequence of contractions induced by the permutation, let epoch i denote the period when $n - i$ vertices remain in the graph. Our goal is to determine the average degree at each epoch, which is equivalent to determining the number of edges that exist at each epoch. This is easy if we determine, for each edge, the epoch until which it survives.

As a first step towards making this determination, we identify the *contracted edges*. These are the at most $n - 2$ edges that are actually chosen for contraction, distinguished from the edges that disappear when their endpoints are merged by some other contraction. Given the edge permutation, a particular edge is contracted if and only if all the edges preceding it fail to connect its endpoints. If we rank the edges by their order in the permutation, and construct a minimum spanning tree (MST) based on the ranks, then the MST edges are precisely the edges satisfying this property. The MST can be found in \mathcal{NC} using m processors [12, 95, 31]. Furthermore, the order of the MST edges in the permutation determines the order of contractions: the first (smallest rank) MST edge causes the first

contraction, and therefore initiates the first epoch. The second MST edge initiates the second epoch, and so on. Label each MST edge based on this order.

This labeling gives us the information we need to determine until which epoch each edge survives. An edge e survives until epoch i if and only if the edges contracted before epoch i , namely the MST edges with labels less than i , fail to connect e 's endpoints. Thus, the epoch in which e disappears is simply the label of the largest labeled edge on the MST path between the endpoints of e . We have thus reduced our problem to the following: given the minimum spanning tree, compute for each edge the largest edge label on the path between its endpoints. This problem (essentially that of minimum spanning tree verification) can be solved in \mathcal{NC} using m processors [8].

If we determine that in some epoch the average degree fell below αc , it is simple to perform the contraction up to that epoch using **Compact** (Section 4.5) and then find the minimum degree vertex in the partially contracted graph; this vertex corresponds to a cut of the desired value. We have therefore shown how to implement Algorithm **Recursive-Contract** ^{α} of Figure 9.1.

9.5 Optimizing Space

In this section, we show how the Contraction Algorithm can be implemented to run in $O(n)$ space, though with an increase in running time. We first consider unweighted graphs. The Union-Find data structure of [181, page 23] provides for an implementation of the Contraction Algorithm. We use the Union-Find data structure to identify sets of vertices that have been merged by the contractions. This data structure has sets of vertices as its objects and supports operation *union* (combining two sets) and *find* (identifying the set containing a given vertex) in $O(\log^* n)$ amortized time per operation. Initially, each vertex is in its own set. We repeatedly choose an edge at random, and apply a union operation to its endpoints' sets if they do not already belong to the same set. We continue until only two sets remain. Each choice of an edge requires one find operation, and we will also perform a total of $n - 2$ union operations. Furthermore, after $O(m \log m)$ random selections, the probability is high that we will have selected each edge at least once. Thus, if the graph is connected, we will have contracted to two vertices by this time. Therefore the total running time of the Contraction Algorithm will be $O(m \log m)$ with high probability. The use of path compression in the union-find data structure provides no improvement in this running

time, which is dominated by the requirement that every edge be sampled at least once.

This result can be summarized as follows:

Theorem 9.5.1 *On unweighted graphs, the Contraction Algorithm can be implemented to run in $O(m \log m)$ time and $O(n)$ space with high probability.*

We can find a minimum cut by running this algorithm $O(n^2 \log n)$ times and taking the best result. An improved approach is the following. First, use the contraction algorithm to reduce the graph to \sqrt{n} vertices. Afterwards, since the resulting graph has $O(\sqrt{n})$ vertices and thus $O(n)$ edges, we can build the contracted graph in memory and run the Recursive Contraction Algorithm in $\tilde{O}(n)$ time. The minimum cut survives the contraction to \sqrt{n} vertices with probability $\Omega(1/n)$, so we need to run the space-saving algorithm $\tilde{O}(n)$ times in order to have a high probability of finding the minimum cut. This means the overall running time is $\tilde{O}(mn)$. More generally, we have the following:

Lemma 9.5.2 *Using $s \geq n$ space, it is possible to find the minimum cut in an unweighted graph in $\tilde{O}(ms/n^2)$ time with high probability.*

We can extend this unweighted-graph approach to weighted graphs, although the time bound becomes worse. As before, we use the union-find data structure of [181] to contract edges as we select them. As with the parallel implementation of the algorithm, we use a minimum spanning tree computation to estimate the minimum cut to within a factor of n^2 , and start by contracting all edges of greater weight. Afterwards, we sample and contract from among the remaining edges (since the array of cumulative weights is too large to store, we simply compute the total weight of uncontracted edges and then use linear search rather than binary search to select an edge).

Since the maximum edge weight is at most n^2c , the probability is high that after only a polynomial number of samples we will have selected every edge with weight exceeding c/n^2 , by which time we must have finished contracting the graph.

Lemma 9.5.3 *In weighted graphs, a minimum cut can be found with high probability in $O(n)$ space in polynomial time.*

9.6 Optimizing Parallel Complexity

If speed is of the utmost importance, we can decrease the parallel running time of the Contraction Algorithm to $O(\log n)$ on unweighted graphs, even on an EREW PRAM. We modify

the original implementation of a single trial of the Contraction Algorithm. Recall that in the case of an unweighted graph, a permutation of the edges can be generated in $O(\log n)$ time by assigning a random score to each edge and sorting. After generating the permutation, instead of using **Compact** to identify the correct permutation prefix, we examine all prefixes in parallel. Each prefix requires a single connected components computation, which can be performed in $O(\log n)$ time, even on an EREW PRAM, using $m/\log n$ processors [88]. We can therefore perform a single trial of the Contraction Algorithm in $O(\log n)$ time using m^2 processors. As was mentioned in the overview, running this algorithm $n^2 \log n$ times in parallel yields the minimum cut with high probability. All of this takes $O(\log n)$ time using $m^2 n^2 \log n$ processors. This matches the $\Omega(\log n)$ EREW lower bound of [39], and closely approaches the $\Omega(\log n / \log \log n)$ CRCW lower bound of [90].

9.7 Conclusion

Our analysis of multi-way minimum cuts has given new information about the structure of these cuts. Indeed, the “trace” of the execution of our algorithm as it finds these cuts provides a size $\tilde{O}(n^{2(r-1)})$ data structure representing these cuts. We might hope to find a more compact data structure reminiscent of the cactus representation for minimum cuts.

Benczur [15] developed an alternative technique for using the Contraction Algorithm to construct the cactus representation. He gives matching sequential bounds and a better parallel bound. He has also tightened our counting bounds to show there are only $O(n^2)$ $6/5$ -minimal cuts.

Chapter 10

More Cut-Sampling Algorithms

In this chapter, we discuss several additional sampling-based algorithms for cut problems. In Section 10.1, we give a *fully polynomial time approximation scheme* for estimating the reliability of a network under random edge failures. We extend our cut approximation algorithms to s - t minimum cut and maximum flow problems, devising fast approximation algorithms. We also give more careful proofs than those that were sketched in Chapter 6, including in particular a formal analysis of the randomized $\tilde{O}(m\sqrt{c})$ -time algorithm for minimum cuts. We also improve the time to compute a maximum flow of value v from $O(mv)$ to $\tilde{O}(mv/\sqrt{c})$. Our methods also improve the total work done by some parallel cut and flow algorithms.

In Section 10.4, we show how our sampling algorithms for flows can be extended to weighted graphs. In Section 10.5, we give an evolutionary model of sampling that can be used to give better dynamic minimum cut algorithms. One somewhat odd result is a dynamic algorithm that maintains a $\sqrt{1 + 2/\epsilon}$ -approximation to the minimum cut value in $O(n^\epsilon)$ -time per update without giving any indication as to where the approximately minimum cut might be found. In Section 10.7, we discuss several other applications to cut problems, including parallel flow algorithms, balanced graph cut, multicommodity flows, and graph orientation.

10.1 Applications to Network Reliability

Bounding the number of approximately minimum cuts has useful applications in network reliability theory. This field considers a network whose edges (links) fail independently with

some probability, and aims to determine the probabilities of certain connectivity-related events in this network. The most basic question is to determine the the probability that the network remains connected. Others include determining the probability that two particular nodes become disconnected, and so on. The practical applications of these questions to communication networks are obvious, and the problem has therefore been the subject of a great deal of study. Most of these problems are $\#\mathcal{P}$ -complete, so the emphasis has been on heuristics and special cases. A comprehensive survey can be found in [36]. In this section, we give an algorithm for approximating the probability the network becomes disconnected, a long standing open problem.

More formally, a network is modeled as a graph G , each of whose edges e is presumed to fail (disappear) with some probability p_e , and thus to survive with probability $q_e = 1 - p_e$ (a simplified version that we will focus on assumes each $p_e = p$). Network reliability is concerned with determining the probabilities of certain connectivity-related events in this network. The most basic question of *all-terminal network reliability* is determining the probability that the network becomes disconnected. Others include determining the probability that two particular nodes become disconnected (two terminal reliability), and so on.

Most such problems, including the two just mentioned, are $\#\mathcal{P}$ -complete [182, 166]. That is to say, they are in a complexity class at least as intractable as \mathcal{NP} and therefore seem unlikely to have polynomial time solutions. Attention therefore turned to approximation algorithms. Provan and Ball [166] proved that it is $\#\mathcal{P}$ -complete even to *approximate* the reliability of a network to within a relative error of ϵ . However, they made the currently unfashionable assumption that the approximation parameter ϵ is part of the input, and used an exponentially small ϵ to prove their claim. They note at the end of their article that “a seemingly more difficult unsolved problem involves the case where ϵ is constant, *i.e.* is not allowed to vary as part of the input list.”

Since that time, their idea was formalized by the idea of a *polynomial time approximation scheme* (PTAS). In this model, the interesting question is the running time of the approximation algorithm as a function of n and $1/\epsilon$ separately, and the goal is for a running time that is polynomial in n , but might not be in ϵ (e.g., $O(2^{1/\epsilon}n)$). If the running time is also polynomial in $1/\epsilon$, the algorithm is said to be a *fully polynomial time approximation scheme* (FPTAS). An alternative interpretation of these algorithms is that they have running time polynomial in the input size when ϵ is constrained to be input in unary rather

than binary notation.

FPTASs have been given for several $\#\mathcal{P}$ -complete problems such as counting maximum matchings in dense graph [94], measuring the volume of a convex polytope [46], and *disjunctive normal form (DNF) counting*—estimating the probability that a given DNF formula evaluates to true if the variables are made true or false at random [113]. In his plenary talk at FOCS [99], Kannan raised the problem of network reliability as one of the main remaining open problems needing an approximation scheme.

Here, we provide a fully polynomial approximation scheme for the all-terminal network reliability problem. Given a failure probability p for the edges, our algorithm, in time polynomial in n and $1/\epsilon$, returns a number P that estimates the probability $\text{FAIL}(p)$ that the graph becomes disconnected. With high probability, P is in the range $(1 \pm \epsilon)\text{FAIL}(p)$. The algorithm is Monte Carlo, meaning that it is not possible to verify the correctness of the approximation. It generalizes to the case where the edge failure probabilities are different.

Our algorithm is in fact a (derandomizable) reduction to the problem of DNF counting. At present, the only FPTASs for DNF counting are randomized [113, 112]. Should a deterministic algorithm for that problem be developed, it will immediately give a deterministic FPTAS for the network reliability problem discussed here.

Some care must be taken with the notion of approximation. We can ask either to approximate the failure probability $\text{FAIL}(p)$ or the reliability (probability of remaining connected) $\text{REL}(p) = 1 - \text{FAIL}(p)$. Consider a graph with a very low failure probability, say $1 - \epsilon$. Then approximating $\text{REL}(p)$ by 1 gives a $(1 + \epsilon)$ -approximation to the reliability, but approximating the failure probability by 0 gives a very (infinite) poor approximation ratio. Thus, the failure probability is the harder (and more important) quantity to approximate well. On the other hand, in a very unreliable graph, the $\text{FAIL}(p)$ becomes easy to approximate (by 1) while $\text{REL}(p)$ becomes the challenging quantity. Our algorithm is an FPTAS for $\text{FAIL}(p)$. This means that in extremely unreliable graphs, it does not achieve the more desirable goal of approximating $\text{REL}(p)$. However, it does solve the harder approximation problem on reliable graphs, which are clearly the ones likely to be encountered in practice. Our algorithm is easy to implement and appears likely to have satisfactory time bounds in practice.

Karp and Luby [113] developed an FPTAS for a restricted class of planar graphs; our algorithm applies to all graphs.

10.1.1 A Reliability Theorem

Using our cut counting lemmas, we first prove a variant of the *k-cycle bound* proven by Lomonosov and Polesskii [140].

Theorem 10.1.1 ([140]) *Of all graphs with minimum cut c , the least reliable graph (i.e., the one most likely to become disconnected if each edge fails with probability p) is the cycle on n nodes with $c/2$ edges between adjacent nodes.*

Corollary 10.1.2 *If each edge of a graph with minimum cut c is removed with probability p , then the probability that the graph becomes disconnected is at least p^c and at most $n^2 p^c$.*

Proof: Consider any graph with minimum cut c and consider the c edges in some minimum cut. They all fail with probability p^c ; and the graph certainly becomes disconnected in this case. For the upper bound, by the previous theorem, it suffices to prove the result for the n node cycle with $c/2$ edge between adjacent vertices. But for this cycle to become disconnected, two pairs of adjacent vertices must both have their connecting set of $c/2$ edges all fail. The probability any two particular groups of $c/2$ edges fail is p^c , and there are only $\binom{n}{2} < n^2$ pairs of groups. ■

We prove a variant of the above corollary. It gives a slightly weaker bound, but also gives information about *s-t* connectivity.

Lemma 10.1.3 *Suppose a graph has minimum cut c and *s-t* minimum cut v , and suppose each edge of the graph fails independently with probability p , where $p^c < n^{-(2+\epsilon)}$ for some ϵ . Then the probability that the network becomes disconnected is $O(n^{-\epsilon}(1+1/\epsilon))$, while the probability that *s* and *t* become disconnected is $O(n^{-\epsilon v/c}(1+1/\epsilon))$.*

Proof: For the graph to become disconnected, all the edges in some cut must fail. We therefore bound the failure probability by summing the probabilities that each cut fails. Let $r = 2^n - 2$ be the number of cuts in the graph, and let c_1, \dots, c_r be the values of the r cuts. Without loss of generality, assume the c_i are in increasing order so that $c = c_1 \leq c_2, \dots \leq c_r$. Let $p_k = p^{c_k}$ be the probability that all edges in the k^{th} cut fail. Then the probability that the graph disconnects is at most $\sum p_k$, which we proceed to bound from above.

We now proceed in two steps. First, consider the n^2 smallest cuts. Each of them has $c_k \geq c$ and thus $p_k \leq n^{-\epsilon}$, so that

$$\sum_{k \leq n^2} p_k \leq (n^2)(n^{-\epsilon}) = n^{-\epsilon}.$$

Next, consider the remaining larger cuts. According to Theorem 4.7.6, there are at most $n^{2\alpha}$ cuts of value less than αc . Since we have numbered the cuts in increasing order, this means that $c_{n^{2\alpha}} \geq \alpha c$. In other words, writing $k = n^{2\alpha}$,

$$c_k \geq \frac{\ln k}{2 \ln 2n} \cdot c,$$

and thus

$$p_k \leq (p^c)^{\frac{\ln k}{2 \ln 2n}} = k^{-(1+\epsilon/2)}.$$

It follows that

$$\begin{aligned} \sum_{k > n^2} p_k &\leq \sum_{k > n^2} k^{-(1+\epsilon/2)} \\ &\approx \int_{n^2}^r k^{-(1+\epsilon/2)} dk \\ &= O(n^{-\epsilon}/\epsilon) \end{aligned}$$

The proof of s - t connectivity is the same, except that we sum only over those cuts of value at least v . ■

Remark: In Chapter 6 we consider a variant of this approach that estimates the value of the random graph's connectivity, rather than deciding whether or not the value is 0. ■

10.1.2 An Approximation Algorithm

We now consider the problem of estimating the probability that a graph remains connected if each edge fails independently with probability p .

Theorem 10.1.4 *Assuming the probability of remaining connected exceeds $1/n$, there is a (Monte Carlo) fully polynomial time approximation scheme for estimating all-terminal reliability.*

Proof: Note first that if the failure probability is between, say, n^{-3} and $1 - 1/n$, a trivial Monte Carlo algorithm can be used to estimate the failure probability accurately. Just perform a polynomial number of trials (killing edges with probability p and checking if the resulting graph is connected) and determine the fraction of them that yield a connected graph. A Chernoff bound argument shows that (w.h.p.) this fraction gives an estimate accurate to within $(1 + \delta)$ after $(n/\delta)^{O(1)}$ trials.

So we can restrict to the case where the probability of disconnection is less than n^{-3} . In this case, our previous reliability theorem can be used to show that the probability that a cut of value much larger than c fails is negligible, so that we need only determine the probability that a cut of value near c fails. Since the cuts of value near c can be enumerated, we can generate a polynomial size boolean expression (with a variable for each edge) which is true if one such cut has failed. We then need to determine the probability that this boolean expression is true, which can be done using techniques of Karp, Luby, and Madras [112].

More formally, suppose we wish to estimate the failure probability P to within $1 \pm \delta$ times its correct value. The probability that a particular minimum cut fails is $p^c \leq n^{-3}$. We show there is a constant α such that the probability that any cut of value greater than αc fails is at most δp^c , *i.e.* at most a δ fraction of the failure probability. Therefore, we need only determine the probability that some cut of value less than αc fails. It remains to determine α . We want the probability that a cut of value exceeding αc fails to be at most δp^c . Write $p^c = n^{-(2+\epsilon)}$; by hypothesis $\epsilon \geq 1$. Thus by the previous lemma, this probability is at most $n^{-\epsilon\alpha}$. Solving, we find that $\alpha = 1 + 2/\epsilon + (\ln \delta)/\ln n \leq 3 + (\ln \delta)/\ln n$ suffices and that we must therefore examine the smallest $O(n^{2\alpha}) = O(n^6/\delta^4)$ cuts.

Since there are only $n^{2\alpha}$ of these small cuts, we can enumerate them in polynomial time using the Contraction Algorithm. Let E_i be the set of edges in the i^{th} small cut. Suppose we assign a boolean variable x_e to each edge e ; x_e is true if edge e fails and false otherwise. Therefore, x_e is true independently of the other x_e and false otherwise. Since the i^{th} cut fails if and only if all edges in it fail, the event of the i^{th} small cut failing can be written as $F_i = \bigwedge_{e \in E_i} x_e$. Therefore, the event of some small cut failing can be written as $F = \bigcup_i F_i$. We wish to know the probability that F is true. Note that F is a formula in disjunctive normal form. Karp, Luby, and Madras [112] gave a (randomized) fully polynomial approximation scheme for this problem; with high probability it estimates the correct probability of F being true to within $(1 \pm \delta)$ in $(n/\delta)^{O(1)}$ time.

We are therefore able to estimate to within $(1 \pm \delta)$ the value of a probability (the probability of a small cut failing) that is within $(1 \pm \delta)$ of the probability of the event we really care about (the probability of some cut failing). This gives us an overall estimate accurate to within $(1 \pm \delta)^2 \approx (1 \pm 2\delta)$. ■

10.2 s - t Minimum Cuts and Maximum Flows

We show how the skeleton approach can be applied to minimum cuts and maximum flows. In unweighted graphs, the s - t *maximum flow problem* is to find a maximum set, or *packing*, of edge disjoint s - t paths. It is known [60] that the value of this flow is equal to that value of the minimum s - t cut. We have the following immediate extension of Corollary 6.2.2:

Theorem 10.2.1 *Let G be any graph with minimum cut c and let $p = \Theta((\ln n)/\epsilon^2 c)$. Suppose the s - t minimum cut for G has value v . Then with high probability, the s - t minimum cut in $G(p)$ has value between $(1-\epsilon)pv$ and $(1+\epsilon)pv$, and the minimum cut has value between $(1-\epsilon)pc$ and $(1+\epsilon)pc$.*

Recall the classic *augmenting path* algorithm for maximum flows (cf. [181]). Given an uncapacitated graph and an s - t flow of value f , a linear time depth first search of the so called *residual graph* will either show how to augment the flow to one of value $f + 1$ or will prove that f is the value of the maximum flow. This algorithm can be used to find a maximum flow of value v in $O(mv)$ time by finding v augmenting paths.

In this section we will assume that the minimum cut is known approximately because the algorithms of Chapter 6 can approximate it accurately in time bounds that are dominated by those of the algorithms given here.

All the unweighted graph algorithms presented here can use Nagamochi and Ibaraki's sparse certificate algorithm **Scan-First-Search** (Section 3.3) as a preprocessing step. If we care only about cuts of value at most v , this preprocessing lets us replace a time bound of the form mt by one of the form $m + nvt$. However, for clarity we leave m in the time bounds and leave the reduction to the reader, except in a few critical places.

10.2.1 Approximate Minimum Cuts

The most obvious application of Theorem 10.2.1 is to approximate s - t minimum cuts. We can find an approximate s - t minimum cut by finding an s - t minimum cut in a skeleton.

Lemma 10.2.2 *In a graph with minimum cut c , a $(1+\epsilon)$ -approximation to the s - t minimum cut of value v can be computed in $\tilde{O}(mv/\epsilon^4 c^2)$ time (MC).*

Proof: Given ϵ , determine the corresponding $p = O((\log n)/\epsilon^2 c)$ from Theorem 10.2.1. If $p \geq 1$ because $c = O((\log n)/\epsilon^2)$, run the standard max-flow algorithm (we shall ignore

this case from now on). Otherwise, construct a p -skeleton $G(p)$ in $O(m)$ time. Suppose we compute an s - t maximum flow in $G(p)$. By Theorem 10.2.1, $1/p$ times the value of the computed maximum flow gives a $(1 + \epsilon)$ -approximation to the s - t min-cut value (with high probability). Furthermore, any flow-saturated cut in $G(p)$ will be a $(1 + \epsilon)$ -minimal s - t cut in G .

By the Chernoff bound, the skeleton has $O(pm)$ edges with high probability. Also, by Theorem 10.2.1, the s - t minimum cut in the skeleton has value $O(pv)$. Therefore, the standard augmenting path algorithm can find a skeletal s - t maximum flow in $O((pm)(pv)) = O(mv \log^2 n / \epsilon^4 c^2)$ time. ■

This bound will soon be improved by the introduction of a faster exact maximum flow algorithm.

10.2.2 Approximate Maximum Flows

A slight variation on the previous algorithm will compute approximate maximum flows. This result, too, is improved later.

Lemma 10.2.3 *In a graph with minimum cut c and s - t maximum flow v , a $(1 - \epsilon)$ -maximal s - t flow can be found in $\tilde{O}(mv/\epsilon^2 c)$ time (MC).*

Proof: Given p as determined by ϵ , randomly partition the edges into $1/p$ groups, creating $1/p$ graphs (this partitioning takes $O(m)$ time (w.h.p.) using **Random-Select**). Each graph looks like a p -skeleton, and thus has a maximum flow of value at least $pv(1 - \epsilon)$ that can be computed in $O((pm)(pv))$ time as in the previous section (the skeletons are not independent, but we simply add the probabilities that any one of them violates the sampling theorem). Adding the $1/p$ flows that result gives a flow of value $v(1 - \epsilon)$. The running time is $O((1/p)(pm)(pv))$. ■

10.2.3 Exact Maximum Flows

We next use sampling ideas to speed up the familiar augmenting paths algorithm for maximum flows. Our approach is a randomized divide-and-conquer algorithm that we analyze by treating each subproblem as a (non-independent) random sample. We use the following algorithm which we call **DAUG** (Divide-and-conquer AUGmentation).

1. Randomly split the edges of G into two groups (each edge goes to one or the other group with probability $1/2$), yielding graphs G_1 and G_2 .
2. Recursively compute s - t maximum flows in G_1 and G_2 .
3. Add the two flows, yielding an s - t flow f in G .
4. Use augmenting paths (or blocking flows) to increase f to a maximum flow.

Note that we cannot apply sampling in the cleanup phase (Step 4), because the graph we are manipulating in the cleanup phase is directed, while our sampling theorems apply only to undirected graphs. Note also that unlike our approximation algorithms, this exact algorithm requires no prior guess as to the value of c . We have left out a condition for terminating the recursion; when the graph is sufficiently “small” (say with one edge) we use the basic augmenting path algorithm.

The outcome of Steps 1–3 is a flow. Regardless of its value, Step 4 will transform this flow into a maximum flow. Thus, our algorithm is clearly correct; the only question is how fast it runs. Suppose the s - t maximum flow is v . Consider G_1 . Since each edge of G is in G_1 with probability $1/2$, we can apply Theorem 10.2.1 to deduce that with high probability the s - t maximum flow in G_1 is $(v/2)(1 - \tilde{O}(\sqrt{1/c}))$ and the global minimum cut is $\Theta(c/2)$. The same holds for G_2 (the two graphs are not independent, but this is irrelevant). It follows that the flow f has value $v(1 - \tilde{O}(1/\sqrt{c})) = v - \tilde{O}(v/\sqrt{c})$. Therefore the number of augmentations that must be performed in G to make f a maximum flow is $\tilde{O}(v/\sqrt{c})$. By deleting isolated vertices as they arise, we can ensure that every problem instance has more edges than vertices. Thus each augmentation takes $O(m')$ time on an m' -edge graph, and we have the following sort of recurrence for the running time of the algorithm in terms of m , v , and c :

$$T(m, v, c) = 2T(m/2, v/2, c/2) + \tilde{O}(mv/\sqrt{c}).$$

(where we use the fact that each of the two subproblems expects to contain $m/2$ edges). If we solve this recurrence, it evaluates to $T(m, v, c) = \tilde{O}(mv/\sqrt{c})$.

Unfortunately, this argument does not constitute a proof because the actual running time recurrence is in fact a *probabilistic recurrence*: the sizes of and values of cuts in the subproblems are random variable not guaranteed to equal their expectations. Actually proving the result requires some additional work.

We perform an analysis of the entire tree of recursive calls made by our algorithm, just as we did to analyze the minimum spanning tree algorithm of Chapter 2. Each *node* of the computation tree corresponds to an invocation of the recursive algorithm. We can then bound the total running time by summing the work performed at all the nodes in the recursion tree.

Lemma 10.2.4 *The depth of the computation tree is $O(\log m)$.*

Proof: The number of computation nodes at depth d is 2^d . Each edge of the graph ends up in exactly one of these nodes chosen uniformly and independently at random from among them all. Thus, the probability that two different edges both end up in the same node at depth $3 \log m$ is negligible. ■

Lemma 10.2.5 *DAUG runs in $O(m \log m + mv\sqrt{\frac{\log n}{c}})$ time.*

Proof: First we bound the non-augmenting-path work in Steps 1–3 of DAUG. Note that at each node in the computation tree, the amount of work needed to execute these steps is linear in the size of the node. At each level of the recursion tree, each edge of the original graph is located in exactly one node. Therefore, the total size of nodes at a given level is $O(m)$. Since there are $O(\log m)$ levels in the recursion, the total work is $O(m \log m)$.

It remains to bound the work of the augmenting paths computations. Note first that each node performs one “useless” augmenting path computation in order to discover that it has found a maximum flow. Since the work of this augmenting path computation is linear in the size of the node, it can be absorbed in the $O(m \log m)$ time-bound of the previous paragraph.

We now bound the work of the “successful” augmentations which add a unit of flow at a node. The number of such augmentations is equal to the difference between the maximum flow at the node and the sum of the children’s maximum flows. Consider a node N at depth d . Each edge of the original graph ends up at N independently with probability $1/2^d$. Thus, the graph at N looks like a (2^{-d}) -skeleton. Applying the sampling theorem, we deduce that the maximum flow at N is $2^{-d}v(1 \pm O(\sqrt{\frac{2^d \log n}{c}}))$ w.h.p.. Now consider the two children of node N . By the same argument, each has a maximum flow of value $2^{-(d+1)}v(1 \pm O(\sqrt{\frac{2^{d+1} \log n}{c}}))$. It follows that the total number of augmentations that must be performed at N is

$$\frac{v}{2^d}(1 \pm O(\sqrt{\frac{2^d \log n}{c}})) - 2 \cdot \frac{v}{2^{d+1}}(1 \pm O(\sqrt{\frac{2^{d+1} \log n}{c}})) = O(v\sqrt{\frac{\log n}{2^d c}}).$$

By the Chernoff bound, each node at depth d has $O(m/2^d)$ edges with high probability. Thus the total amount of augmentation work done at the node is $O(m/2^d)$ times the above bound. Summing over the 2^d nodes at depth d gives an overall bound for the work at level d of

$$O(mv\sqrt{\frac{\log n}{2^d c}}).$$

We now sum the work over all $O(\log m)$ depths to get an overall bound of $O(mv\sqrt{\frac{\log n}{c}})$. ■

On apparent flaw in the above lemma is that it suggests our algorithm is *slower* than augmenting paths when $c = O(\log m)$. This is not the case:

Lemma 10.2.6 *The divide and conquer algorithm runs in $O(m \log m + mv)$ time.*

Proof: The previous lemma bounded the overhead and unsuccessful augmentation work by $O(m \log m)$. Therefore, we need only bound the time spent on successful augmentations that increase the flow at their node by one. We claim that the number of successful augmentations, taken over the entire tree, is v . To see this, telescope the argument that the number of successful augmentations at a node in the computation tree is equal to the value of the maximum flow at that node minus the sum of the maximum flows at the two children of that node. Since each successful augmentation takes $O(m)$ time, the total time spent on successful augmentations is $O(mv)$. ■

The above time bounds are still not quite satisfactory, because the extra $O(m \log m)$ term means the algorithm is slower than standard augmenting paths when v is less than $\log m$. This problem is easy to fix. Before running DAUG, perform $O(\log m)$ augmenting path computations on the original graph, stopping if a maximum flow is found. This guarantees that when $v = O(\log m)$, the running time is $O(mv)$. This brings us to our final theorem:

Theorem 10.2.7 *In a graph with minimum cut value c , a maximum flow of value v can be found in $O(mv \min(1, \sqrt{(\log n)/c}))$ time.*

We can use our faster maximum flow algorithm instead of the standard one in our approximation algorithms.

Corollary 10.2.8 *A $(1+\epsilon)$ -minimal s - t cut can be found with high probability in $\tilde{O}(mv/\epsilon^3 c^2)$ time (MC).*

Proof: Apply the cut approximation algorithm of Lemma 10.2.2. Instead of using the standard augmenting path max-flow algorithm, use the faster one just presented. Since the skeleton has minimum cut $\Theta(pc)$, the running time of the skeletal max-flow computation is improved from $O((pm)(pv))$ to $O((pm)(pv)\sqrt{(\log n)/pc}) = O(mv(\log^2 n)/\epsilon^3 c^2)$. ■

Corollary 10.2.9 *A $(1-\epsilon)$ -maximal s - t flow can be found with high probability in $\tilde{O}(mv/\epsilon c)$ time (MC).*

10.2.4 Las Vegas Algorithms

Our max-flow and min-cut approximation algorithms are both Monte Carlo, since they are not *guaranteed* to give the correct output (though the error probability can be made arbitrarily small). However, by combining the two approximation algorithms, we can certify the correctness of our results and obtain a *Las Vegas* algorithm for both problems—one that is guaranteed to find the right answer, but has a small probability of taking a long time to do so.

Corollary 10.2.10 *In a graph with minimum cut c and s - t maximum flow v , a $(1-\epsilon)$ -maximal s - t flow and a $(1+\epsilon)$ -minimal s - t cut can be found in $\tilde{O}(mv/\epsilon c)$ time (LV).*

Proof: Run both the approximate min-cut and approximate max-flow algorithms, obtaining a $(1-\epsilon/2)$ -maximal flow of value v_0 and a $(1-\epsilon/2)$ -minimal cut of value v_1 . We know that $v_0 \leq v \leq v_1$, so to verify the correctness of the results all we need do is check that $(1+\epsilon/2)v_0 \geq (1-\epsilon/2)v_1$, which happens with high probability. To make the algorithm Las Vegas, we repeat the two algorithms until each demonstrates the other's correctness. ■

An intriguing open question is whether this combination of an approximate cut and flow together can be used to identify an actual maximum flow more quickly than the exact algorithm previously described.

10.3 Global Minimum Cuts

10.3.1 Analysis of the Exact Algorithm

We can improve Gabow's minimum cut algorithm as we did the maximum flow algorithm. Use DAUG, but replace the augmenting path steps with calls to Round-Robin. We could

simply apply the max-flow analysis, replacing v by c , except that the time for a single augmentation is no longer linear.

Lemma 10.3.1 *A minimum cut of value c can be found in $O(m \log^2 m + m\sqrt{c \log m} \log(n^2/m))$ time (LV).*

Proof: As with the maximum flow analysis, the depth of the recursion tree for DAUG is $O(\log m)$. The overhead in setting up the subproblems is $O(m \log m)$. Since the time per augmentation is no longer linear, we must change the analysis of work performed during augmentations. Consider first the “unsuccessful” augmentations which identify maximal complete intersections. Each node in the recursion tree performs one, and the total work over all nodes is thus

$$\sum_{d=1}^{O(\log n)} 2^d (m/2^d) \log(2^d n^2/m) = O(m \log^2 m)$$

(note we weaken $\log(2^d n^2/m)$ to $\log m$).

We analyze the successful **Round-Robin** calls as in the maximum flow case. Comparing the minimum cuts of a parent node and its children, we see that at depth d , each of the 2^d nodes has $m/2^d$ edges and requires $O(\sqrt{c(\log n)/2^d})$ **Round-Robin** calls for total of $O(m\sqrt{c(\log n)/2^d} \log(2^d n^2/m))$ work at depth d . Summing over all depths gives a total work bound of $O(m\sqrt{c \log n} \log(n^2/m))$. ■

As with maximum flows, Gabow’s algorithm is better than DAUG for small minimum cut values. The problem is the extra $m \log^2 m$ work caused by the unsuccessful calls to **Round-Robin**. To fix this problem, before running the algorithm, approximate the minimum cut c to within some constant factor in linear time (using Matula’s Algorithm or skeletons). Then, modify the divide and conquer algorithm: at depth $\log(c/\log n)$ in the recursion, abandon DAUG and use Gabow’s original algorithm. Thus, if the minimum cut is less than $\log n$, the running time matches Gabow’s since we do not call DAUG. If the minimum cut exceeds $\log n$, we modify the proof of the previous lemma by showing a better bound on the work of unsuccessful augmentations. Since we stop the recursion at depth $\log(c/\log n)$, that time is bounded by

$$\sum_{d=1}^{\log(c/\log n)} m \log(2^d n^2/m) = O(m(\log^2(c/\log n) + \log(c/\log n) \log(n^2/m))).$$

We also consider the work in the calls to Gabow's algorithm. At depth $d = \log(c/\log n)$, there will be 2^d such calls on graphs with minimum cut $O(\log n)$, each taking $O((m/2^d)(\log n)(\log(n^2c/m \log n)))$ time. Since by assumption $c > \log n$, simple calculations show that these time bounds are dominated by the time bound for successful augmentations. We therefore have:

Theorem 10.3.2 *The minimum cut can be found in $O(m \min(c, \sqrt{c \log n}) \log(n^2/m))$ time (LV).*

The improved time for computing a complete c -intersection has other ramifications in Gabow's work [66]. He presents other algorithms for which computing a maximum complete intersection is the computational bottleneck. He presents an algorithm for computing a compact m -tree representation of all minimum cuts, and shows that this representation can be converted to the older $O(n)$ -space cactus representation [44] in linear time. He also gives an algorithm for finding a minimum set of edges to add to augment the connectivity of a graph from c to $c + \delta$. In both of these algorithms, computing the minimum cut forms the bottleneck in the running time.

Corollary 10.3.3 *The cactus and m -tree representations of all minimum cuts in an undirected graph can be constructed in $\tilde{O}(m\sqrt{c})$ time (LV).*

Corollary 10.3.4 *A minimum set of edges augmenting the connectivity of a graph from c to $c + \delta$ can be computed in $\tilde{O}(m + n(c^{3/2} + \delta c + \delta^2))$ time (LV).*

10.3.2 Approximation Algorithms

Just as with maximum flows, we can combine a minimum cut algorithm with random sampling to develop Monte Carlo and Las Vegas algorithms for finding *approximate* minimum cuts.

Corollary 10.3.5 *A $(1 + \epsilon)$ -minimal cut can be found in $O(m + n((\log n)/\epsilon)^3)$ time (MC).*

Proof: Replace Gabow's algorithm with our new, faster minimum cut algorithm in Lemma 6.3.3. ■

Corollary 10.3.6 *A $(1 + \epsilon)$ -minimal cut and $(1 - \epsilon)$ -maximal complete intersection can be found in $O(m(\log^2 n)/\epsilon)$ time (LV).*

Proof: Given ϵ and its corresponding p , divide the graph in $1/p$ pieces, find a maximum complete intersection in each of the pieces independently, and add the intersections. The analysis proceeds exactly as in the approximate max-flow algorithm of Section 10.2.2. As in Corollary 10.2.10, the combination of a cut of value $(1 + \epsilon/2)c$ and a complete $(1 - \epsilon/2)c$ -intersection brackets the minimum cut between these two bounds. ■

10.4 Weighted Graphs

We now investigate the changes that occur when we apply our cut and flow algorithms to weighted graphs. Our cut approximation time bounds are essentially unchanged, but the time for approximate and exact flows increases. The only change for s - t our cut approximation is that we use the $O(pm \log n)$ -time weighted-graph skeleton construction.

Corollary 10.4.1 *In a weighted graph, a $(1 + \epsilon)$ -minimal s - t cut can be found in $\tilde{O}(m + n(v/c)^2\epsilon^{-3})$ time (MC).*

Proof: Use **Scan-First-Search** (Section 3.3) to construct a sparse $3nv$ -connectivity certificate of total weight $O(nv)$ (use repeated doubling to estimate the value of v). Assuming $\epsilon < 1$, approximate cuts in the certificate correspond to those in the original graph. Construct a p -skeleton of the certificate using weighted selection in $O(pnv \log m)$ time. Now proceed as in the unweighted graph case. ■

We can also adapt our sampling-based maximum flow and complete intersection algorithms to weighted graphs. If we directly simulated the unweighted graph algorithm, we would simulate the random partitioning of the edges into two groups by generating a binomial distribution for each weighted edge in order to determine how much of its weight went to each of the two subgraphs. To avoid having to generate such complicated distributions, we return to Theorem 6.2.1 and use the following approach. If w is even, assign weight $w/2$ to each group. If w is odd, then assign weight $\lfloor w/2 \rfloor$ to each group, and flip a coin to decide which group gets the remaining single unit of weight. Since the minimum expected cut (\hat{c} of Theorem 6.2.1) which results in each half is still $c/2$, we can deduce as in unweighted case that little augmentation need be done after the recursive calls.

We have described the change in implementation, and correctness is clear, but we have to change the time bound analysis. It is no longer true that each new graph has half the edges of the old. Indeed, if all edge weights are large, then each new graph will have just

as many edges as the old. We therefore add a new parameter and analyze the algorithm in terms of the number of edges m , the minimum cut c , the desired flow value v , and the *total weight* W of edges in the graph. Note the two subgraphs that we recurse on have total weight roughly $W/2$. In order to contrast with scaling techniques, we also use the *average edge weight* $U = W/m$ which is no more than the maximum edge weight. The unweighted analysis suggests a time bound for minimum cuts of $\tilde{O}(W\sqrt{c}) = \tilde{O}(mU\sqrt{c})$, but we can show a better one:

Lemma 10.4.2 *The minimum cut of value c can be found in $\tilde{O}(m\sqrt{cU})$ time (LV).*

Proof: We divide the recursion tree into two parts. At depths $d \leq \log(W/m)$, we bound the number of edges in a node by m . As in the unweighted analysis, we know each node at depth d has to perform $\tilde{O}(\sqrt{c/2^d})$ augmentations, each taking $\tilde{O}(m)$ time, so the total work at depth d is $\tilde{O}(2^d m \sqrt{c/2^d}) = \tilde{O}(m\sqrt{2^d c})$. Summing over $d \leq \log(W/m)$ gives a total work bound of $\tilde{O}(m\sqrt{Wc/m}) = \tilde{O}(m\sqrt{cU})$. At depth $\log(W/m)$, we have W/m computation nodes, each with minimum cut $\tilde{O}(mc/W)$ (by the sampling theorem) and $O(m)$ edges (by the Chernoff bound). Our unweighted graph analysis shows that the time taken by each such node together with its children is $\tilde{O}(m\sqrt{mc/W})$. Thus the total work below depth $\log(W/m)$ is $\tilde{O}((W/m)(m\sqrt{mc/W})) = \tilde{O}(m\sqrt{cU})$. ■

Corollary 10.4.3 *In a weighted graph, a $(1 + \epsilon)$ -minimal cut and $(1 - \epsilon)$ -maximal flow can be found in $\tilde{O}(m\sqrt{U}/\epsilon)$ time (LV).*

A similar result can be derived if we use the same algorithm to find flows, replacing Gabow's Round Robin Algorithm with standard augmenting paths.

Corollary 10.4.4 *A maximum flow of value v can be found in $\tilde{O}(mv\sqrt{U/c})$ time (LV).*

Corollary 10.4.5 *A $(1 - \epsilon)$ -maximal flow of value v can be found in $\tilde{O}(mv\sqrt{U}/\epsilon c)$ time.*

10.5 An Evolutionary Graph Model for Dynamic Algorithms

We now consider an alternative approach to sparsification. Rather than fixing a probability p and using the sparse graph $G(p)$ to estimate the minimum cut in G , we estimate the minimum cut in G by determining the value of p for which $G(p)$ is sparse. This approach yields algorithms which dynamically maintain a $(\sqrt{1 + 2/\epsilon})$ -approximation to the minimum

cut value as edges are inserted in and deleted from a graph; the cost per update is $O(n^\epsilon)$ if only insertions are allowed, and $O(n^{\epsilon+1/2})$ if both insertions and deletions are permitted. This algorithm gives the approximate value but does not exhibit a cut of the given value; it is not clear that the technique generalizes to finding a cut.

10.5.1 Motivation

We recall the following result from Section 10.1:

Corollary 10.1.2 *If each edge of a graph with minimum cut c is removed with probability p , then the probability that the graph becomes disconnected is at least p^c and at most $n^2 p^c$.*

The corollary suggests the following idea for approximating minimum cuts using only connectivity tests. The corollary gives the disconnection probability as a function of c and can therefore be inverted to give c as a function of the disconnection probability. This lets us estimate c by causing random edge failures and observing the resulting disconnection probability.

More precisely, given the graph G , fix some $\epsilon < 1$ and identify the value p such that killing each edge with probability p causes the graph to become disconnected with probability $n^{-\epsilon}$. Then use Corollary 10.1.2 to estimate the minimum cut as follows. The corollary says that

$$p^c < n^{-\epsilon} < n^2 p^c.$$

Since we know all other quantities, we can solve for c to deduce

$$\epsilon \ln_{1/p} n < c < (2 + \epsilon) \ln_{1/p} n$$

Thus if we take c to be the geometric mean of its two bounds, the error in approximation can be at most $\sqrt{1 + 2/\epsilon}$.

The difficulty in this approach is in determining the correct value of p to cause disconnection at the appropriate probability. Note that it is insufficient to simply try a small number of different possible values of p , since the fact that p is exponentiated by c means that a small variation in p can cause a tremendous change in the disconnection probability. The same problem makes binary search among p -values infeasible: c bits of accuracy would be needed. The problem becomes particularly challenging when we need to solve it in a dynamic fashion. Therefore we define a new sampling model which lets us reformulate Corollary 10.1.2 more usefully.

10.5.2 Evolutionary Connectivity

We consider an *evolutionary* graph model. Each edge e of G is given a random *arrival time* t_e chosen uniformly from the interval $[0, 1]$. We can now consider the graph $G(t)$ consisting of those edge which arrived at or before time t . We study the *connectivity time* $t_{conn}(G)$, a random variable equal to the minimum t such that $G(t)$ is connected. Note that given the arrival times, $t_{conn}(G)$ is the maximum value of an edge in the minimum spanning tree of G if we use the arrival times as edge weights. We can rephrase corollary 10.1.2 in terms of connectivity times:

Corollary 10.5.1 *If G has minimum cut c and the edge arrival times are independent uniform $[0, 1]$ variables, then*

$$(1 - t)^c < \Pr[t_{conn}(G) > t] < n^2(1 - t)^c.$$

Proof: The value $t_{conn}(G)$ is just the smallest time t such that if all edges of arrival time greater than t are removed from G then G remains connected. Thus $\Pr[t_{conn}(G) > t]$ is just the probability that G becomes disconnected if we remove all edges with arrival times t or more. However, assigning uniform arrival times and then deleting all edges of time at least t is equivalent to deleting each edge with probability $1 - t$, so Corollary 10.1.2 applies with $p = 1 - t$. ■

We have therefore reduced our problem to the following: identify the time t^* such that $\Pr[t_{conn}(G) > t^*] = n^{-\epsilon}$. Computing t^* exactly is hard, so we settle for an approximation. We perform N experiments. In each, we assign random arrival times to edges and compute the resulting $t_{conn}(G)$. This gives us N different values; we take the $(n^{-\epsilon}N)^{th}$ largest value t as an estimate for t^* . The following claim is easy to verify using Chernoff bounds: if $N = O(n^\epsilon(\log n)/\delta^2)$, then with high probability t will be such that $\Pr[t_{conn}(G) > t] \in (1 \pm \delta)n^{-\epsilon}$. It follows from Corollary 10.5.1 that $(1 - t)^c < (1 + \delta)n^{-\epsilon}$ and that $(1 - \delta)n^{-\epsilon} < n^2(1 - t)^c$. Rearranging, we have

$$\frac{-\epsilon \ln n + \ln(1 + \delta)}{\ln(1 - t)} \leq c \leq \frac{-(2 + \epsilon) \ln n + \ln(1 - \delta)}{\ln(1 - t)}$$

and thus the geometric mean of the bounds estimates the minimum cut to within a $\sqrt{1 + 2/\epsilon} + O(\delta/\log n)$ bound.

Theorem 10.5.2 *A $(\sqrt{1 + 2/\epsilon} + o(1))$ -approximation to the value of the minimum cut can be computed through $O(n^\epsilon \log n)$ minimum spanning tree computations.*

One might hypothesize that the cut produced by removing the heaviest minimum spanning tree edge (*i.e.* the last edge to arrive) would be an approximately minimum cut, but we have not yet been able to prove this fact. All we can prove is a approximation to the minimum cut *value*, while the actual approximate cut eludes us. Note, though, that our evolutionary graph is in effect implementing the contraction algorithm: the two connected components existing just before time $t_{conn}(G)$ are the two sides of the cut the contraction algorithm would produce. Thus the probability does exceed n^2 that we will output the actual minimum cut.

10.5.3 Weighted Graphs

We now discuss the changes needed to extend this approach to weighted graphs. In a weighted graph, the natural approach is to treat an edge of weight w as a set of w parallel unweighted edges. We can then immediately apply the approach of the previous section. Unfortunately, this would suggest that we must generate w random arrival times for an edge of weight w . To solve this problem, observe that the arrival times are used to construct a minimum spanning tree. Thus, the only value that matters is the smallest among the arrival times on the parallel edges. Thus, for an edge of weight w , it suffices to generate one random arrival time distributed as the minimum of w uniform distributions. This problem was already addressed in Section 4.5.2, where we showed that the solution was to assign each edge a score drawn at random from the exponential distribution. More precisely, we consider replacing each edge of weight w by kw unweighted edges, each with an arrival time uniformly distributed in the interval $[0, k]$. Now the probability that no edge arrives before time t is $(1 - t/k)^{wk}$, which approaches e^{-wt} as k grows large. The techniques needed for generating these exponential variates using only unbiased random bits can be found in the appendix.

Corollary 10.5.3 *In a weighted graph, $O(n^\epsilon \log n)$ minimum spanning tree computations can be used to estimate the minimum cut to within a factor of $\sqrt{1 + 2/\epsilon}$ (Monte Carlo).*

10.5.4 Dynamic Approximation

We now use “inverse sparsification” in dynamic approximation algorithms. Eppstein et al [51] give an algorithm for dynamically maintaining a minimum spanning tree of a graph in $\tilde{O}(\sqrt{n})$ time per edge insertion or deletion (coincidentally, their algorithm is also based on

a graph sparsification technique). They give another algorithm which maintains a minimum spanning tree under insertions only in $\tilde{O}(1)$ time per insertion. We use this as follows. Given an unweighted graph G , we maintain $\tilde{O}(n^\epsilon)$ copies G_i of G , each with randomly assigned edge weights, and dynamically maintain the minimum spanning trees of the G_i . When an edge is added to our graph G , we add the edge to each G_i , assigning it an independently chosen random weight in each. When an edge is deleted, we delete it from each of the G_i . It is easy to modify the dynamic minimum-spanning tree algorithms to maintain the values $w(G_i)$ with no additional overhead. Thus after each update, we simply inspect the values $w(G_i)$ in order to estimate the minimum cut. By choosing constants appropriately, we can ensure a polynomially small probability that our analysis will fail at any particular step in the update sequence. It follows that over any polynomial length sequence of updates, we have a high probability of the analysis being correct at all points in the sequence. If we now plug in the time bounds for the dynamic minimum spanning tree algorithms, we deduce time bounds for dynamically approximating the minimum cut.

Theorem 10.5.4 *The minimum cut of an unweighted graph can be dynamically approximated with high probability to within a $\sqrt{1 + 2/\epsilon}$ factor in $\tilde{O}(n^{\epsilon+1/2})$ time.*

Remark: We must be careful with the precise meaning of high probability. Our analysis shows that the $\tilde{O}(n^\epsilon)$ minimum spanning tree existing at one particular point in the insertion/deletion sequence has only a polynomially small probability of giving the wrong answer about the minimum cut at that point in the sequence. Unfortunately, this means that if the length of the insertion/deletion sequence is superpolynomial, we cannot claim that that we will be right all the time. Therefore, we restrict our discussion to the case of polynomial-length update sequences. ■

Theorem 10.5.5 *The minimum cut of an unweighted graph can be dynamically approximated to within a $\sqrt{1 + 2/\epsilon}$ factor over any polynomial length sequence of edge insertions in $\tilde{O}(n^\epsilon)$ time per insertion (Monte Carlo).*

Remark: It should be noted that in these dynamic algorithms an important but natural assumption is that the adversary determining the update sequence is not aware of any of the random bits used by the algorithm. ■

10.6 Evolutionary k -Connectivity

Since the Recursive Contraction Algorithm can compute minimum cuts from scratch in $\tilde{O}(n^2)$ time, the previous dynamic scheme is useful only when $\epsilon < 2$, implying that the best approximation it gives is $\sqrt{2}$. In Section 6.3.4, we gave a graph which used $\tilde{O}(n/\epsilon^3)$ time per update to approximate minimum cuts to within ϵ . However, that algorithm maintained and updated $O(\log c)$ skeletons of the graph in question and was therefore slow for graphs with very large minimum cuts. Here, we use the evolutionary sampling model to get similar bounds for weighted graphs. Indeed, even for unweighted graphs, we improve the algorithm by maintaining only a single skeleton instead of $O(\log n)$ of them.

We start with unweighted graphs. As before, we can assign a uniformly distributed arrival time to each edge and watch the evolving graph $G(t)$. Eventually, at a certain time $t_{k\text{-conn}} = t_{k\text{-conn}}(G)$, the evolving graph will have minimum cut $k > \log n$. We argue that at this point in time $G(t_{k\text{-conn}})$ approximates the minimum cut of G very accurately.

Lemma 10.6.1 *There is a $k = O((\log n)/\epsilon^2)$ such that the minimum cut of $G(t_{k\text{-conn}})$ corresponds to a $(1 + \epsilon)$ -minimal cut of G with high probability.*

Proof: Since each edge has probability t of arriving before time t , examining $G(t)$ is the same as building a t -skeleton. Let G have minimum cut c and let $t = O((\log n)/\epsilon^2 c)$ from the sampling theorem. Finally, let $k = (1 + \epsilon)tc$.

The sampling theorem says that at time t , $(1 \pm \epsilon)tv$ edges have arrived from any cut of value v . In particular, the minimum cut of $G(t)$ is at most $(1 + \epsilon)tc = k$. Furthermore, more than k edges have arrived from every cut of value exceeding $k/(1 - \epsilon)$. On the other hand, at time $t(1 + \epsilon)/(1 - \epsilon)$, the sampling theorem says that at least k edges have arrived in every cut. In other words, the minimum cut of $G(t(1 + \epsilon)/(1 - \epsilon))$ exceeds k . Therefore, $t \leq t_{\text{conn}} \leq t(1 + \epsilon)/(1 - \epsilon) \approx t(1 + 2\epsilon)$ with high probability.

Since at time t at least $(1 - \epsilon)tv$ edges have arrived from every cut of value v in G , any cut of $G(t)$ containing at most k edges can correspond to a cut of value at most $k/t(1 - \epsilon) = (1 + \epsilon)c/(1 - \epsilon) \approx (1 + 2\epsilon)c$ in G . This clearly continues to be true at any time after time t . Therefore, any cut of value k in $G(t_{k\text{-conn}})$ corresponds to a cut of value at most $(1 + 2\epsilon)c$ in G . ■

Corollary 10.6.2 *There is a $k = O((\log n)/\epsilon^2)$ such that with high probability, $c = (1 \pm \epsilon)k/t_{k\text{-conn}}$, and any minimum cut of $G(t_{k\text{-conn}})$ corresponds to a $(1 + \epsilon)$ -minimal cut of G .*

The edge corresponding to $t_{k\text{-conn}}(G)$ is such that if it is removed, there will be a single cut of value $k - 1$ in the graph. The lemma which we have just proved says that with high probability, this cut corresponds to a $(1 + \epsilon)$ -minimal cut in the graph. We have therefore reduced the problem of $(1 + \epsilon)$ approximation to the problem of performing an evolutionary experiment until we get a k -connected graph, $k = O((\log n)/\epsilon^2)$.

10.6.1 Dynamic Maintenance

To do so, we return to sparse certificates and the dynamic minimum spanning trees of [51]. Suppose that we have already assigned random arrival times to the edges. We show how to find $t_{k\text{-conn}}$ in a specially constructed sparse certificate of G . Let F_1 be the minimum spanning forest of G (according to arrival times). Let F_2 be the minimum spanning forest of $G - F_1$, F_3 the minimum spanning forest of $G - (F_1 \cup F_2)$, and so on through F_k . Let S be $\cup_{i=1}^k F_i$. S is clearly a sparse k -connectivity certificate of G , since it was constructed by a particular implementation of the greedy sparse certificate algorithm of Section 3.3. We show that in addition, $t_{k\text{-conn}}(G) = t_{k\text{-conn}}(S)$.

Lemma 10.6.3 *The k earliest arriving edges of every cut of G are in S .*

Lemma 10.6.4 $t_{k\text{-conn}}(S) = t_{k\text{-conn}}(G)$.

Proof: Clearly $t_{k\text{-conn}}(S) \geq t_{k\text{-conn}}(G)$ since every k -connected subgraph of S is a k -connected subgraph of G ; we show the converse. Let us consider the edge e whose arrival makes S k -connected, so $t_e = t_{k\text{-conn}}(S)$. Since S is k -connected before e arrives but not after, e must cross a cut C of value k . By the previous lemma, the k smallest edges crossing C in G are all in S . Therefore, the only way S can fail to have k edges crossing before time t_e is if e is one of the k earliest-arriving edges crossing C in G . But in this case, $G(t)$ will also not be k -connected before the arrival of edge e . Thus, $t_{k\text{-conn}}(S) = t_e \leq t_{k\text{-conn}}(G)$, as desired. ■

It therefore suffices to identify $t_{k\text{-conn}}(S)$ and the minimum cut of S at that time. To do so, order the edges of S by arrival time and perform a binary search to identify the index i such that the i smallest edges are necessary and sufficient to k -connect the graph. The i^{th} edge determines $t_{k\text{-conn}}(S) = t_{k\text{-conn}}(G)$, and removing it creates a single cut of value $k - 1$. If we use the randomized complete intersection algorithm of Section 10.3, this takes $\tilde{O}(m\sqrt{k})$ time in a graph with m edges.

Now note that all this information can be maintained dynamically. To maintain the greedy weighted sparse certificate S of G , we use the dynamic minimum spanning tree algorithm of Eppstein et al to maintain the first forest F_1 , maintain $G - F_1$, maintain F_2 , the minimum spanning forest of $G - F_1$, and so on. Inserting a weighted edge requires at most k updates, one for each minimum spanning tree (the argument is the same as in [51] for maintaining standard sparse connectivity certificates) and therefore takes $\tilde{O}(k\sqrt{n})$ time. Now, however, we can perform our identification of $t_{k\text{-conn}}(G)$ in the sparse certificate S . Since S has $O(kn)$ edges, this takes $\tilde{O}(nk^{3/2})$ time. This proves the following:

Lemma 10.6.5 *A $(1 + \epsilon)$ -approximation to the minimum cut in an unweighted graph can be maintained $\tilde{O}(n/\epsilon^3)$ time per insertion or deletion.*

10.6.2 Weighted Graphs

We can again extend this approach to weighted graphs using exponential variates. Suppose we replace an edge of weight w with rw multiple edges and assign each of them an arrival time uniformly distributed in the interval $[0, r]$. Since we are interested only in k -connectivity, we can stop looking at a particular pair of endpoints as soon as k edges with those endpoints have arrived, since at this point the two endpoints are clearly k -connected. Therefore, we are asking for the k smallest values among rw uniform selections from the interval $[0, r]$. In the limit as r grows, these values converge to a *Poisson Distribution*. That is, if the k^{th} smallest arrival time is t_i , then the values $t_{i+1} - t_i$ are independent and exponentially distributed with parameter w . We can therefore determine t_1 through t_k as the cumulative sums of k exponential variables whose generation is described in the appendix. As is discussed there, generating k exponential variables takes $\tilde{O}(k)$ time with high probability. We have therefore shown:

Lemma 10.6.6 *A $(1 + \epsilon)$ -approximation to the minimum cut in a weighted graph can be maintained $\tilde{O}(n/\epsilon^3)$ time per insertion or deletion.*

10.7 Other Cut Problems

10.7.1 Parallel Flow Algorithms

In the s - t min-cut problem the need for the final “cleanup” augmentations interferes with the development of efficient \mathcal{RNC} algorithms for the problems, because there are no good

parallel reachability algorithms for directed graphs. However, we can still take advantage of the randomized divide-and-conquer technique in a partially parallel algorithm for the problem. Khuller and Schieber [118] give an algorithm for finding disjoint s - t paths in undirected graphs. It uses a subroutine which augments a set of k disjoint s - t paths to $k+1$ if possible, using $\tilde{O}(k)$ time and kn processors. This lets them find a flow of value v in in $\tilde{O}(v^2)$ time using vn processors. We can speed up this algorithm by applying the randomized divide and conquer technique we used for maximum flows. Finding the final augmentations after merging the results of the recursive calls is the dominant step in the computation, and requires $\tilde{O}(v^2/\sqrt{c})$ time using vn processors. Thus we decrease the running time of their algorithm by an $\tilde{O}(\sqrt{c})$ factor, without changing the processor cost.

10.7.2 Balanced and Quotient Cuts

The *balanced cut* problem is to find a cut with a minimum number of edges such that $n/2$ vertices are on each side. The *quotient cut* problem is to find a cut (A, B) of value v minimizing the value of the quotient $v/(\|A\|\|B\|)$. These problems are \mathcal{NP} -complete and the best known approximation ratio is $O(\log n)$. One algorithm which achieves this approximation for quotient cuts is due to Leighton and Rao [137].

Klein, Stein, and Tardos [123] give a fast concurrent flow algorithm which they use to improve the running time of Leighton and Rao's algorithm. Their algorithm runs in $O(m^2 \log m)$ time, and finds a cut with quotient within an $O(\log n)$ factor of the optimum. Consider a skeleton of the graph which approximates cuts to within a $(1 \pm \epsilon)$ factor. Since the denominator of a cut's quotient is unchanged in the skeleton, the quotients in the skeleton also approximate their original values to within a $(1 \pm \epsilon)$ factor. It follows that we can take $p = O(\log n/c)$ and introduce only a constant factor additional error in the approximation. By the same argument, it suffices to look for balanced cuts in a skeleton rather than the original graph.

Theorem 10.7.1 *An $O(\log n)$ -approximation to the minimum quotient cut can be computed in $O((m/c)^2 \log m)$ time (MC).*

10.7.3 Orienting a Graph

Given an undirected graph, the *graph orientation problem* is to find an assignment of directions to the edges such that the resulting directed graph has the largest possible (directed)

connectivity. Gabow [68] cites a theorem of Nash-Williams [157] showing that a solution of connectivity k exists if and only if the input graph is $2k$ -connected, and also gives a submodular-flow-based algorithm for finding the orientation in $O(kn^2(\sqrt{kn} + k^2 \log(n/k)))$ time. We have the following result:

Lemma 10.7.2 *A $(k - O(\sqrt{k \log n}))$ -connected orientation of a $2k$ -connected graph can be found in linear time.*

Proof: Orient each edge randomly with probability $1/2$ in each direction. A minor adaptation of Theorem 6.2.1 shows that with high probability, for each cut, there will be at least $k - O(\sqrt{k \log n})$ edges oriented in each direction. In other words, every directed cut will have a value exceeding the desired one. ■

Using this randomly oriented graph as a starting point in Gabow's algorithm also allows us to speed up that algorithm by a factor of $\tilde{O}(\sqrt{k})$.

10.7.4 Integral Multicommodity Flows

Suppose we are given an unweighted graph G and a multicommodity flow problem with k source-sink pairs (s_i, t_i) and demands d_i . Let c_i be the value of the s_i - t_i minimum cut and suppose that $\sum d_i/c_i \leq 1$. Then it is obvious that there is a fractional solution to the problem: divide the graph into k new graphs G_i , giving a d_i/c_i fraction of the capacity of each edge to graph G_i . Then the s_i - t_i minimum cut of G_i has value exceeding d_i , so commodity i can be routed in graph G_i . There has been some interest in the question of when an *integral* multicommodity flow can be found [60, 153]. Sampling lets us find an integral solution, and find it faster, if we have some slack. Rather than assigning a fraction of each edge to each graph, assign each edge to a graph G_i with probability proportional to d_i/c_i . We now argue as for the flow algorithms, that given the right conditions on c , each graph G_i will be able to integrally satisfy the demands for commodity i . Thus k max-flow computations will suffice to route all the commodities. In fact, in an unweighted graph, if m_i is the number of edges in G_i , we have that $\sum m_i = m$, so that the max-flow computations will take a time of $O(\sum m_i n) = O(mn)$ time. Various results follow; we give one as an example:

Lemma 10.7.3 *Suppose that each $d_i \geq \log n$, and that $\sum d_i/c \leq 1/2$. Then an integral multicommodity flow satisfying the demands can be found in $O(mn)$ time.*

Proof: Assign each edge to group i with probability proportional to d_i/c . Since $\sum d_i/c \leq 1/2$, this means the probability an edge goes to i is at least $2d_i/c$. Thus the minimum expected cut in G_i is at least $2d_i$, so the minimum cut exceeds d_i with high probability and that graph can satisfy the i^{th} demand. ■

10.8 Conclusions

We have given further applications of random sampling in problems involving cuts. Clearly, there are many more potential applications. We might wish to reexamine some problems to see if they can be reformulated in terms of cuts so that random sampling can be applied.

One result of this approach has been to reduce large maximum flow and min-cut problems on undirected graphs to small maximum flow and minimum cut problems on directed graphs. Our techniques are in a sense “meta-algorithms” in that improved cut or flow algorithms that are subsequently developed may well be accelerated by application of our technique. In particular, our exact algorithms running times are dominated by the time needed to perform “cleaning up” augmenting path computations; any improvement in the time to compute a sequence of augmenting paths would translate immediately into an improvement in our algorithm’s running time. One way to get such an improvement might be to generalize our sampling theorems to the case of directed graphs.

We have considered dynamic sampling at two “points in time:” when the graph becomes connected, and when the graph becomes $O(\log n)$ -connected. The larger connectivity induces a greater accuracy in our approximations. There is in fact a smooth improvement in accuracy over time: the graph’s biconnectivity time gives more accurate information than its connectivity time; its triconnectivity time gives yet more accuracy, and so on. We can use fast dynamic biconnectivity and triconnectivity algorithms [51] to estimate these higher connectivity times. Unfortunately, the tradeoff of connectivity for accuracy means that biconnectivity and triconnectivity times give only $o(1)$ improvements in the accuracy compared to the connectivity time. The best dynamic algorithm for higher connectivities than 4 is the same one we used for $O(\log n)$ -connectivity. It might therefore be worth investigating dynamic algorithms for k -connectivity when k is a very slowly growing function.

Portions of this chapter appeared in [105] and [104].

Chapter 11

Random Sampling in Matroids

11.1 Introduction

In this chapter, we put our results on random sampling into a more general framework. We extend our sampling theorems to matroid optimization (a generalization of the minimum spanning tree problem) and to basis packing (a generalization and variation on our minimum cut/maximum flow results).

11.1.1 Matroids and the Greedy Algorithm

We give a brief discussion of matroids and the ramifications of our approach to them. An extensive discussion of matroids can be found in [186].

The matroid is a powerful abstraction that generalizes both graphs and vector spaces. A matroid \mathcal{M} consists of a ground set M of which some subsets are declared to be *independent*. The independent sets must satisfy three properties:

- The empty set is independent.
- All subsets of an independent set are independent.
- If U and V are independent, and $|U| > |V|$, then some element of U can be added to V to yield an independent set.

This definition clearly generalizes the notion of linear independence in vector spaces; indeed this was the first use of matroids. However, it was quickly noted [187, 183] that matroids also generalize graphs: in the *graphic matroid* the edges of the graph form the ground set,

and the independent sets are the acyclic sets of edges (forests). Maximal independent sets of a matroid are called *bases*; bases in a vector space are the standard ones while bases in a graph are the spanning forests (spanning trees, if the graph is connected). In the *matching matroid* of a graph [134], bases correspond to maximum matchings.

Matroids have rich structure and are the subject of much study in their own right [186]. Matroid theory is used to solve problems in electrical circuit analysis and structural rigidity [171]. A discussion of many optimization problems that turn out to be special cases of matroid problems can be found in [136]. In computer science, perhaps the most natural problem involving matroids is *matroid optimization*. If a weight is assigned to each element of a matroid, and the weight of a set is defined as the sum of its elements' weights, the optimization problem is to find a basis of minimum weight. The MST problem is the matroid optimization problem on the graphic matroid. Several other problems can also be formulated as instances of matroid optimization [41, 134, 136].

11.1.2 Matroid Optimization

Edmonds [48] was the first to observe that the matroid optimization problem can be solved by the following natural greedy algorithm. Begin with an empty independent set I , and consider the matroid elements in order of increasing weight. Add each element to I if doing so will keep I independent. Applying the greedy algorithm to the graphic matroid yields Kruskal's algorithm [133] for minimum spanning trees: grow a forest by repeatedly adding to the forest the minimum weight edge that does not form a cycle with edges already in the forest. A converse result [186] is that if a family of sets does not form a matroid, then there is an assignment of weights to the elements for which the greedy algorithm will fail to find an optimum set in the family.

The greedy algorithm has two drawbacks. First, the elements of the matroid must be examined in order of weight. Thus the matroid elements must be sorted, forcing an $\Omega(m \log m)$ lower bound on the running time of the greedy algorithm on an m -element matroid. Second, the independent set under construction is constantly changing, so that the problem of determining independence of elements is a *dynamic* one.

Contrast the optimization problem with that of *verifying* the optimality of a given basis. For matroids, all that is necessary is to verify that no single element of the matroid \mathcal{M} "improves" the basis. Thus in verification the elements of \mathcal{M} can be examined in any order. Furthermore, the basis that must be verified is *static*. Extensive study of dynamic

algorithms has demonstrated that they tend to be significantly more complicated than their static counterparts—in particular, algorithms on a static input can preprocess the input so as to accelerate queries against it.

Extending our minimum spanning tree result, we show how an algorithm for verifying basis optimality can be used to construct an optimum basis. The reduction is very simple and suggests that the best way to develop a good optimization algorithm for a matroid is to focus attention on developing a good verification algorithm. To demonstrate this approach, we give a new algorithm for the problem of *scheduling unit time tasks with deadlines and penalties*, a classic problem that can be found in many discussions of matroid optimization [134, 136, 41].

11.1.3 Matroid Basis Packing

We also investigate the problem of packing matroid bases, *i.e.* finding a maximum set of disjoint bases in a matroid.¹ This problem arises in the analysis of electrical networks and also in the analysis of the structural rigidity of physical structures (see [136] for details). Edmonds [47] gave an early algorithm for the problem. A simpler algorithm was given by Knuth [127]. Faster algorithms exist for the special case of the graphic matroid [72] where the problem is to find a maximum collection of disjoint spanning trees (this particular problem is important in network reliability—see for example Colbourn’s book [36]).

We apply random sampling to the basis packing problem. Let the *packing number* of a matroid be the maximum number of disjoint bases in it. We show that a random sample of a $1/k$ fraction of the elements from a matroid with packing number n has a packing number tightly distributed around n/k . This provides the approximation results needed to apply our sampling-based approaches.

11.1.4 Related work

There has been relatively little study of applications of randomization to matroids. Reif and Spirakis [172] studied random matroids; however, they used a more general notion of matroids and focused on other problems; their results generalized existence proofs and algorithms for Hamiltonian paths and perfect matchings in random graphs. Their approach

¹Unlike the problem of counting disjoint bases, the problem of counting the total number of bases in a matroid is hard. This $\#\mathcal{P}$ -complete generalization of the problem of counting perfect matchings in a graph has been the focus of much recent work; see for example [54].

was to analyze the average case behavior of matroid algorithms on random inputs, while our goal is to develop randomized algorithms that work well on all inputs. Poleskii [165], generalizing his earlier work with Lomonosov (Theorem 10.1.1, proven in [140]) studied the probability that a random sample from a matroid contains one basis; he derived an equivalent to our Theorem 11.3.3.

11.2 Sampling for Optimization

We now observe that our minimum spanning tree results extend almost without change to matroid optimization.

11.2.1 A Sampling Theorem

We begin with a definition of random sampling.

Definition 11.2.1 *For a fixed universe S , $S(p)$ is a set generated from S by including each element independently with probability p . For $A \subseteq S$, $A(p) = A \cap S(p)$.*

Definition 11.2.2 *An independent set X spans an element e if $X \cup \{e\}$ is not independent.*

Note that X spans e in a graph if it contains a path between the endpoints of e .

Definition 11.2.3 *Given an independent set F , element e is F -heavy if the elements of F lighter than e span e , and F -light otherwise.*

Consider now Lemma 2.2.1 about minimum spanning trees. We claim that this lemma applies unchanged to more general matroids.

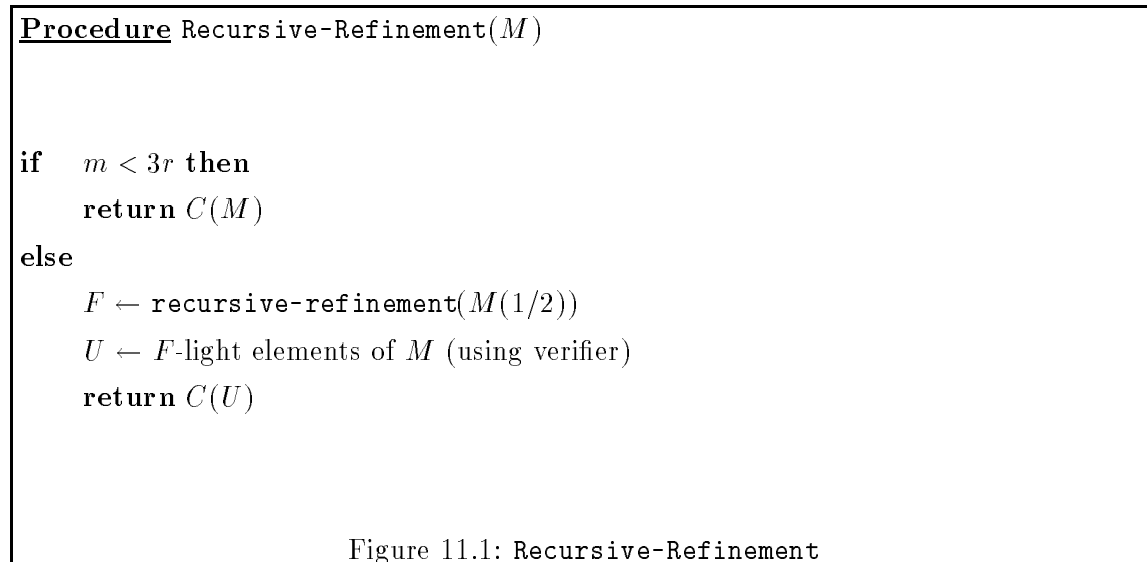
Theorem 11.2.4 *Let \mathcal{M} have rank r . and let F be the optimum basis of $M(p)$. The expected number of F -light elements of M is less than r/p . For any constant $\epsilon > 0$, the probability that more than $(1 + \epsilon)r/p$ elements of M are F -light is $O(e^{-\Omega(r)})$.*

Proof: This follows immediately from the fact that Kruskal's algorithm is simply the greedy algorithm for matroid optimization. So just replace the word "edge" with "matroid element" and the word "forest" with "independent set" everywhere in the proof of Lemma 2.2.1. ■

11.2.2 Optimizing by Verifying

It follows that we can apply the minimum spanning tree's sampling techniques to matroid optimization, reducing the problem of *constructing* the optimum basis to the problem of *verifying* a basis F to determine which matroid elements are F -light. To begin with, suppose that we have two algorithms available: a *construction* algorithm that takes a matroid of size m and rank r and finds its optimum basis in time $C(m, r)$; and a *verification* algorithm that takes a size m , rank r matroid M and an independent set F and determines which elements of M violate F in time $V(m, r)$. We show how to combine these two algorithms to yield a more efficient construction algorithm when V is faster than C .

At this point, we must diverge slightly from the minimum spanning tree approach because there is no analogue of Borůvka's algorithm for reducing the rank of a general matroid. We apply the algorithm `Recursive-Refinement` of Figure 11.1.



Algorithm `Recursive-Refinement` is clearly correct; we analyze its running time. By a standard Chernoff bound, $M(1/2)$ will have size at most $m/1.9$ with high probability. Furthermore, by Theorem 11.2.4, U will have size at most $3n$ with high probability. This leads to a recurrence for the running time C' of the new construction algorithm.

$$\begin{aligned}
 C'(3n, n) &= C(3n, n) \\
 C'(m, n) &\leq C'(m/1.9, n) + V(m, n) + C(3n, n).
 \end{aligned}$$

Given the assumption that $V(m, n) = \Omega(m)$ (since every element must be examined), this

recurrence solves to

$$C'(m, n) = O(V(m, n) + C(3n, n) \log(m/n)).$$

we have therefore proved the following:

Lemma 11.2.5 *Suppose an m element, rank r matroid has algorithms for constructing an optimum basis in $C(m, r)$ time and for determining the elements that violate a given independent set in $V(m, r)$ time. Then with high probability, an optimum basis for the matroid can be found in $O(V(m, r) + C(r, r) \log(m/r))$ time.*

11.2.3 Application: Scheduling with Deadlines

In their survey paper [136], Lee and Ryan discuss several applications of matroid optimization. These include job sequencing and finding a minimum cycle basis of a graph. In the applications they discuss, attention has apparently been focused on the construction rather than the verification of the optimum basis. Sampling indicates a potential avenue toward improved algorithms for them.

We apply this idea to the problem of *scheduling unit-time tasks with deadlines and penalties for a single processor*. This problem is a favorite pedagogical example of matroid optimization, appearing among others in [134] and [41]. We follow the treatment of [41, Section 17.5]. We are given a set of m unit time tasks, each with a deadline by which it must be performed and a penalty we pay if the deadline is missed. The tasks must be linearly ordered so that each task is assigned to one unit-time *slot* and each slot receives only one task. A penalty is paid for each task whose deadline precedes the time slot to which it is assigned. The goal is to schedule the problems so as to minimize the total penalty. Given a schedule of tasks, call a task *early* if it is scheduled to be done before its deadline. We call a set of tasks *independent* if there is a schedule in which they are all early. It is shown that this defines a matroid on the universe of tasks. The rank r of this matroid is simply the maximum number of tasks that can be simultaneously early, and may be much less than m . In particular, it is no more than the largest deadline. An algorithm to solve the problem is given, but it runs in $\Omega(m \log m)$ time because the tasks must be sorted in order of decreasing penalty. By applying the sampling method, we can make the running time $O(m + r \log r \log(m/r))$; this *output sensitive* algorithm will run faster when the output solution is small.

To achieve this time bound, we apply sampling through an $O(r \log r)$ -time verification algorithm which we now present. It is based on the $O(r \log r)$ -time construction algorithm given in [41, Problem 17-3]. This algorithm will schedule a set of tasks legally or will determine that they are not independent. Sort the tasks in order of decreasing penalty. We consider them in this order, and add each task to the latest free slot remaining before its deadline. If no such free slot exists, we stop because the set of tasks is not independent. After sorting, it is easy to implement this algorithm using disjoint set union over the universe of slots: the roots of the sets are the remaining free slots and each slot is in the set of the first free slot preceding it.

We now modify this algorithm so that on a given independent set of tasks T it preprocesses them so as to allow any other task t to be verified against T (checking if it is spanned by the tasks of larger penalty than its own in T) in unit time. Suppose task t has deadline d and penalty p and consider running the algorithm on $T \cup \{p\}$. Let $P \subseteq T$ be the set of tasks in T with penalties larger than p . Then from the correctness of the construction algorithm we know that t is spanned by P if and only if there is no free slot preceding d after the tasks in P have been added. We therefore modify the scheduling algorithm to assign to each slot the penalty associated with the job that filled it (this does not change the running time). Then t is spanned by P if and only if every slot preceding d has a penalty exceeding p , *i.e.* the minimum penalty preceding d is larger than p . Therefore, after performing the schedule, in time $O(\|T\|)$ we compute for each slot the minimum of the penalties preceding it. Then, to verify that t is not spanned by P we simply check whether the value in slot d is less than p or not. Since we run the verifier only on independent sets, $\|T\| \leq r$ and it follows that the time to verify a candidate early task set against the m tasks is $O(r \log r)$ to preprocess plus $O(m)$ to verify for a total of $O(m + r \log r)$. Applying random sampling (Lemma 11.2.5) immediately gives the desired result:

Theorem 11.2.6 *Scheduling unit-time tasks with deadlines and penalties for a single processor can be solved in $O(m + r \log r \log(m/r))$ time (Las Vegas).*

11.3 Sampling for Packing

We now turn to the *basis packing problem*. The basis packing problem is to find a maximum disjoint collection of bases in a matroid \mathcal{M} . The first algorithm for this problem was given by Edmonds [47], and there have been several improvements. It is closely related to the

problem of finding a basis in a k -fold matroid sum for \mathcal{M} , whose independent sets are the sets that can be partitioned into k independent sets of \mathcal{M} . Recall that Gabow's minimum cut algorithm used just such a concept.

Many matroid packing algorithms use a concept of augmentation: the algorithms repeatedly augment a collection of independent sets by a single element until they form the desired number of bases. These augmentation steps generally have running times dependent on the matroid size m , the matroid rank r , and k , the number of bases already found. For example Knuth's algorithm [127] finds an augmenting path in $O(mrk)$ time and can therefore find a set of k disjoint bases of total size rk (if they exist) in time $O(mr^2k^2)$ (Time here is measured as the number of calls that must be made to an *independence oracle* that determines whether a given set is independent). We can use such augmentation algorithms in the same ways as we used augmenting paths and **Round-Robin** in sampling for maximum flows and minimum cuts.

As the proofs needed for this section are quite technical, we have left them for a later section and will focus here on how the sampling theorems can be used. After discussing the sampling theorems, we show how they lead to efficient algorithms for packing problems.

11.3.1 Packing Theorems

We generalize and extend a well known fact due to Erdős and Renyi [52, 18] that if a random graph on n vertices is generated by including each edge independently with probability exceeding $(\ln n)/n$, then the graph is likely to be connected. Rephrased in the language of graphic matroids, if the edges of a complete graph on n vertices are sampled with the given probability, then the sampled edges are likely to contain a spanning tree, *i.e.* a basis. We generalize this result to arbitrary matroids. Similarly, we generalize our cut-sampling theorem to analyze the number of bases in a random sample from a matroid. As before, we consider constructing a matroid sample $\mathcal{M}(p)$ from matroid \mathcal{M} by including each element of the matroid's ground set M in the sample with probability p .

Definition 11.3.1 *The packing number $P(\mathcal{M})$ for a matroid \mathcal{M} is the maximum number of disjoint bases in it.*

If we sample matroid elements with probability p , the most obvious guess as to the expected number of bases in the sample is that it should scale by a factor of p . This turns out to be true. The main theorem we shall apply is the following:

Theorem 11.3.2 *Given a matroid \mathcal{M} of rank r and packing number n , and given p , let n' be the number of disjoint bases of \mathcal{M} in $\mathcal{M}(p)$. Then*

$$\Pr[|n' - np| > \epsilon np] < re^{-\epsilon^2 np/2}.$$

Proof: Section 11.4 ■

A special case of this theorem was proven by Polesskii [165]:

Theorem 11.3.3 *Suppose M contains $a + 2 + k \ln r$ disjoint bases. Then $M(1/k)$ contains a basis for \mathcal{M} with probability $1 - O(e^{-a/k})$.*

Proof: Section 11.4 ■

Remark: The second theorem is in a sense orthogonal to Theorem 11.2.4. That theorem shows that regardless of the number of bases, few elements are likely to be independent of the sample. However, it does not prove that the sample contains a basis. This corollary shows that if the number of bases is large enough, no elements will be independent of the sample (because the sample will contain a basis). ■

Consider the graphic matroid on G . The bases of the graphic matroid are the spanning trees of the graph.

Corollary 11.3.4 *If a graph G contains k disjoint spanning trees, then with high probability $G(p)$ contains between $kp - 2\sqrt{kp \log n}$ and $kp + 2\sqrt{kp \log n}$ disjoint spanning trees.*

Remark: It is interesting to contrast this corollary with Corollary 6.2.2 on the connectivity of a skeleton. A theorem of Polesskii [36] shows that a graph with minimum cut c contains between $c/2$ and c disjoint spanning trees. However, both these boundary value can be obtained (one with a cycle, the other with a tree). Thus, though one might expect one corollary to follow from or be equivalent to the other, they in fact appear to be independent. ■

11.3.2 Packing Algorithms

Having developed approximation theorems for basis packing, we now use sampling to develop algorithms for exact and approximate basis packing.

We begin by estimating the packing number of a matroid.

Theorem 11.3.5 *The packing number k of an m -element matroid of rank r can be estimated to within any constant factor using $O(mr^2/k)$ independence tests.*

Proof: If we find p such that $\mathcal{M}(p)$ has packing number $z = \Theta(\log n)$, then from Theorem 11.3.2 we can be sure that \mathcal{M} has packing number k roughly equal to z/p . By starting with a very small p and repeatedly doubling it until the proper number of bases is observed in the sample, we can ensure that $p = O((\log n)/k)$. Thus all the samples we examine have $\tilde{O}(m/k)$ elements and $\tilde{O}(1)$ disjoint independent sets. Furthermore, in a matroid with packing number k , the sample we examine will have $O(m/k)$ elements. ■

We can extend this approach in a randomized divide and conquer algorithm to find a maximum packing of bases, exactly as we used augmentation to find maximum flows and complete intersections.

Theorem 11.3.6 *A maximum packing of k matroid bases in an m element, rank r matroid can be found with high probability in $O(mr^2k^{3/2})$ time.*

This result “accelerates” Knuth’s algorithm by a factor of \sqrt{k} .

Proof: Suppose that the matroid contains k bases. We can randomly partition the matroid elements into 2 groups by flipping a coin to decide which group each element goes in. This means each group looks like a random sample with $p = 1/2$, though the groups are not independent. We can apply the sampling theorem with $p = 1/2$ to each group to deduce that with high probability each group contains $k/2 - O(\sqrt{k \log n})$ disjoint bases. We recursively run the packing algorithm on each group to find each subcollection of bases, and join them to yield a set of $k - O(\sqrt{k \log n})$ bases. The benefit is that this packing was found by examining smaller matroids. We now augment the packing to k bases using Knuth’s algorithm; this takes $O(mr^2k^{3/2})$ time and is the dominant term in the running time of our algorithm. ■

Gabow and Westermann [72] study the problem of packing spanning trees in the graphic matroid, and give algorithms that are faster than the one just presented (they use special properties of graphs, and are based on an analogue to blocking flows rather than augmenting paths). Combining their algorithm with our sampling techniques, we can estimate the number of disjoint spanning trees in a graph to within any constant factor in $\tilde{O}(m^{3/2})$ time. It is an open problem to combine our sampling approach with their algorithm to find optimum packings faster than they already do.

11.4 Proofs

In the section we proved the theorems about sampling matroid bases. To introduce our techniques intuitively, we begin by proving a theorem on the *existence* of a basis in the sample, and we then generalize this theorem by estimating the *number* of disjoint bases we will find in the sample.

11.4.1 Finding a Basis

We begin with some definitions needed in the proof.

Definition 11.4.1 *The rank of $A \subseteq M$, denoted ρA , is the size of the largest independent subset of A .*

Definition 11.4.2 *A set A spans an element x if $\rho A = \rho(A \cup \{x\})$. The span of a set A , denoted σA , is the set of elements spanned by A . A spans B if $B \subseteq \sigma A$.*

If $A \subseteq B$ then $\sigma A \subseteq \sigma B$. If A spans B and B spans C then A spans C .

The concept of a contracted matroid is well known in matroid theory; however, we use slightly different terminology. For the following definitions, fix some independent set T in \mathcal{M} .

Definition 11.4.3 *A set A is T -independent or independent of T if $A \cup T$ is independent in \mathcal{M} .*

Definition 11.4.4 *The contraction of \mathcal{M} by T , denoted \mathcal{M}/T , is the matroid on M whose independent sets are all the T -independent sets of \mathcal{M} .*

Definition 11.4.5 *A/T is any maximal T -independent subset of A .*

Lemma 11.4.6 *If A is a basis of \mathcal{M} , then A/T is a basis for \mathcal{M}/T .*

Lemma 11.4.7 *If B is a basis of \mathcal{M}/T , then $B \cup T$ is a basis of \mathcal{M} .*

Recall the binomial distribution $B(n, p)$ (see the appendix for details). To avoid defining a dummy variable, we also use $B(n, p)$ to denote a single sample from the binomial distribution.

Theorem 11.4.8 *Suppose \mathcal{M} contains $a + 2 + k \ln r$ disjoint bases. Then $\mathcal{M}(1/k)$ contains a basis for \mathcal{M} with probability $1 - O(e^{-a/k})$.*

Proof: Let $p = 1/k$. Let $\{B_i\}_{i=1}^{a+2+k \ln r}$ be disjoint bases of \mathcal{M} . We construct the basis in $\mathcal{M}(p)$ by examining the sets $B_i(p)$ one at a time and adding some of their elements to an independent set I (initially empty) until I is large enough to be a basis. We invert the problem by asking how many bases must be examined before I becomes a basis. Suppose we determine $U = B_1(p)$, the set of elements of B_1 contained in $\mathcal{M}(p)$. Note that the size u of U is distributed as $B(r, p)$; thus $E[u] = rp$. Consider the contraction \mathcal{M}/U . By Lemma 11.4.6, this matroid contains disjoint bases $B_2/U, B_3/U, \dots$, and has rank $r - u$. We ask recursively how many of these bases we need to examine to construct a basis B for the contracted matroid. Once we have done so, we know from Lemma 11.4.7 that $U \cup B$ is a basis for \mathcal{M} . This gives a *probabilistic recurrence* for the number of bases we need to examine:

$$T(r) = 1 + T(r - u), \quad u = B(r, p).$$

If we replaced random variables by their expected values, we would get a recurrence of the form $S(r) = 1 + S((1-p)r)$, which solves to $S(r) = \log_b r$, where $b = 1/(1-p)$. Probabilistic recurrences are studied by Karp in [111]. His first theorem exactly describes our recurrence, and proves that for any a ,

$$\Pr[T(r) \geq \lfloor \log_b r \rfloor + a + 2] \leq (1 - 1/k)^a.$$

In our case, $\log_b r \approx k \ln r$. ■

11.4.2 Counting Bases

We devote this section to the proof of the following theorem:

Theorem 11.4.9 *If $P(\mathcal{M}) = n$ then the probability that $\mathcal{M}(p)$ fails to contain k disjoint bases of \mathcal{M} is at most $r \cdot \Pr[B(n, p) \leq k]$.*

To prove it, we generalize the technique of the previous section. We line up the bases $\{B_i\}$ and pass through them one by one, adding some of the sampled elements from each basis to an independent set I that grows until it is itself a basis. For each B_i , we set aside some of the elements because they are dependent on elements already added to I ; we then

examine the remaining elements of B_i to find out which ones were actually sampled and add those sampled elements to I . The change in the procedure is that we do this more than once: to construct the next basis, we examine those elements set aside the first time.

Consider a series of phases; in each phase we will construct one basis. At the beginning of phase k , there will be a *remaining portion* R_n^k of B_n ; the elements of R_n^k are those elements of B_n that were not examined in any of the previous phases. We construct an independent set I^k by processing each of the R_n^k in order. Let I_{n-1}^k be the portion of I^k that we have constructed before processing R_n^k . To process R_n^k , we split it into two sets: R_n^{k+1} are those elements that are set aside until the next phase, while $E_n^k = R_n^k - R_n^{k+1}$ is the set of elements we *examine* in this phase. The elements of E_n^k will be independent of I_{n-1}^k . Thus as in the single-basis case, we simply check which elements of E_n^k are in the sampled set, identifying the set $U_n^k = E_n^k(p)$ of elements we *use*, and add them to our growing basis. Formally, we let $I_n^k = I_{n-1}^k \cup U_n^k$; by construction I_n^k will be independent.

I_n^k	Independent set so far.
R_n^k	Remainder of n^{th} basis.
E_n^k	Elements examined for use.
U_n^k	Elements actually used from E_n^k , namely $E_n^k(p)$.

Figure 11.2: Variables describing n^{th} basis in k^{th} phase

We now explain precisely how we determine the split of R_n^k into R_n^{k+1} and E_n^k . Let r_n^k , i_n^k , e_n^k , and u_n^k be the size of R_n^k , I_n^k , E_n^k , and U_n^k respectively. Suppose that we have I_{n-1}^k in hand, and wish to extend it by examining elements of R_n^k . We assume by induction that $i_{n-1}^k \leq r_n^k$. It follows from the definition of matroids that there must exist a set $E_n^k \subseteq R_n^k$ such that $I_{n-1}^k \cup E_n^k$ is independent and has size r_n^k . Defining E_n^k this way determines $R_n^{k+1} = R_n^k - E_n^k$. We then set $U_n^k = E_n^k(p)$, and $I_n^k = I_{n-1}^k \cup U_n^k$.

To justify our inductive assumption we use induction on k . To prove it for $k+1$, note that our construction makes $r_n^{k+1} = i_{n-1}^k$. Thus the fact that $i_{n-2}^k \leq i_{n-1}^k$ implies that $r_{n-1}^{k+1} \leq r_n^{k+1}$. Our construction forces $i_{n-1}^{k+1} \leq r_{n-1}^{k+1}$; thus $i_{n-1}^{k+1} \leq r_n^{k+1}$ as desired.

We now use the just noted invariant $r_n^{k+1} = i_{n-1}^k$ to derive recurrences for the sizes of the various sets. Note that when we reach a value n such that $I_n^k = r$, we have constructed the k^{th} basis. As before, the recurrences will be probabilistic in nature. Let $f_n^k = E[e_n^k]$.

Lemma 11.4.10 $f_n^k = \binom{n}{k} p^k (1-p)^{n-k}$

Proof: Recall that u_n^k is the size of U_n^k , so $u_n^k = B(e_n^k, p)$. Thus

$$\begin{aligned} r_n^{k+1} &= i_{n-1}^k \\ &= i_{n-2}^k + u_{n-1}^k \\ &= r_{n-1}^{k+1} + B(e_{n-1}^k, p). \end{aligned}$$

It follows that

$$\begin{aligned} e_n^k &= r_n^k - r_n^{k+1} \\ &= [r_{n-1}^k + B(e_{n-1}^{k-1}, p)] - [r_{n-1}^{k+1} + B(e_{n-1}^k, p)] \\ &= e_{n-1}^k - B(e_{n-1}^k, p) + B(e_{n-1}^{k-1}, p). \end{aligned}$$

Now let $f_n^k = E[e_n^k]$. Linearity of expectation applied the recurrence shows that

$$f_n^k = (1-p)f_{n-1}^k + pf_{n-1}^{k-1}.$$

Since we examine the entire first basis in the first phase, $e_0^0 = r$ and $e_0^k = 0$ for $k > 0$. Therefore this recurrence is solved by

$$f_n^k = \binom{n}{k} p^k (1-p)^{n-k} r.$$

■

We now ask how big n needs to be to give us a basis in the k^{th} phase. As in Section 11.3, it simplifies matters to assume that we begin with an infinite set of disjoint bases, and ask for the value of n such that in the k^{th} phase, we finish constructing the k^{th} sampled basis I^k before we reach the n^{th} original basis B_n . Recall the variable u_n^k denoting the number of items from B_n used in I^k . Suppose that in the k^{th} phase we use no elements from any basis after B_n . One way this might happen is if we never finish constructing I^k . However, this is a probability 0 event. The only other possibility is that we have finished constructing I^k by the time we reach B_n so that we examine no more bases.

It follows that if $u_j^k = 0$ for every $j \geq n$, then we must have finished constructing I^k before we examined B_n . Since the u_j^k are non-negative, this is equivalent to saying that $\sum_{j \geq n} u_j^k = 0$. It follows that our problem can be solved by determining the value n such that $\sum_{j \geq n} u_j^k = 0$ with high probability.

From the Markov inequality, which says that for positive integer random variables $\Pr[X > 0] \leq E[X]$, and from the fact that $E[u_j^k] = pE[e_j^k] = pf_j^k$, we deduce that the probability that we fail to construct I^k before reaching B_n is at most

$$s_n^k = E \left[\sum_{j \geq n} u_j^k \right] = p \sum_{j \geq n} f_j^k.$$

To bound s_n^k , we can sum by parts to prove (c.f. [84, Chapter 2]) that

$$\begin{aligned} s_n^k &= p \sum_{j \geq n} \binom{j}{k} p^k (1-p)^{j-k} r \\ &= \frac{pr}{k!} \left(\frac{p}{1-p} \right)^k \sum_{j \geq n} j^{\underline{k}} (1-p)^j \\ &= \frac{pr}{k!} \left(\frac{p}{1-p} \right)^k \left(\left. \frac{j^{\underline{k}} (1-p)^j}{-p} \right|_n^\infty - \sum_{j \geq n} k j^{\underline{k-1}} (1-p)^{j+1} \right) \\ &< \frac{pr}{k!} \left(\frac{p}{1-p} \right)^k \left(\frac{n^{\underline{k}} (1-p)^n}{p} \right) \\ &= \binom{n}{k} p^k (1-p)^{n-k} r \\ &= r \Pr[B(n, p) = k] \end{aligned}$$

(Note $j^{\underline{k}} = k(k-1)\cdots(k-j+1)$). This proves the theorem.

The probability of finding no bases is thus at most $s_n^0 \approx re^{-np}$; this is exactly the result proven in the previous section.

We also consider the converse problem, namely to upper bound the number of bases that survive. This analysis is relatively easy thanks to the following packing theorem due to Edmonds [47]. Let \bar{A} denote $M - A$.

Theorem 11.4.11 (Edmonds) *A matroid \mathcal{M} on M with rank r has n disjoint bases if and only if*

$$n\rho(A) + |\bar{A}| \geq nr$$

for every $A \subseteq M$.

Corollary 11.4.12 *If $P(\mathcal{M}) \leq n$, and $k > np$, then the probability that $M(p)$ contains more than k disjoint bases of \mathcal{M} is at most $\Pr[B(n, p) \geq k]$.*

Proof: By Edmonds' theorem, there must exist some $A \subset M$ such that

$$(n + 1)\rho(A) + |\overline{A}| < (n + 1)r.$$

If $\rho(A) = r$, the above statement cannot be true. Thus $\rho(A) \leq r - 1$. It follows that in fact

$$(n + 1)\rho(A) + \max(|\overline{A}|, n) < (n + 1)r.$$

Now consider what happens in $M(p)$. If $M(p)$ contains no basis of \mathcal{M} , then certainly it contains fewer than k bases. On the other hand, if $M(p)$ does contain a basis then $M(p)$ has rank r . The rank of $A(p)$ is certainly at most $\rho(A)$. To bound $|\overline{A}(p)|$, consider two cases. If $|\overline{A}| \geq n$, then $\Pr[|\overline{A}(p)| > (k/n)|\overline{A}|] < \Pr[B(n, p) > k]$. On the other hand, if $|\overline{A}| < n$, then $\Pr[|\overline{A}| > k] < \Pr[B(n, p) > k]$. In other words, with the desired probability $|\overline{A}(p)| < (1 + \epsilon)p \max(|\overline{A}|, n)$. It follows that with the desired probability,

$$\begin{aligned} (k + 1)\rho(A(p)) + |\overline{A}(p)| &< (k + 1)\rho(A) + \frac{k + 1}{n + 1} \max(|\overline{A}|, n) \\ &= \frac{k + 1}{n + 1} [(n + 1)\rho(A) + \max(|\overline{A}|, n)] \\ &< \frac{k + 1}{n + 1} (n + 1)r \\ &= (k + 1)r \end{aligned}$$

In other words, $A(p)$ demonstrates through Edmonds' Theorem that $M(p)$ contains at most k bases. ■

Applying the Chernoff bound [30] to the previous two theorems yields Theorem 11.3.2.

11.5 Conclusion

This chapter has suggested extended our random sampling approach from graphs to more general matroids, and given results that apply to matroids as models for greedy algorithms and as packing problems. A natural question is whether the paradigms we presented can be extended further. In one direction, Korte, Lovász and Schrader [132] define *greedoids*, structures that capture more general greedy algorithms than those of matroids. Does our optimization approach generalize as well? In the other direction, is it possible to define some sort of “packoid” that would capture the properties needed for our sampling and randomized divide-and-conquer algorithms to work?

Lomonosov [138] also examined the probability that a random sample from a matroid would contain a basis. He derived formula's based on parameters very different from, and apparently more complicated than, the number of disjoint bases. He did not address counting the number of bases in the sample. His work and this one should probably be unified.

The true power of matroids is shown when we consider the *matroid intersection problem*, which captures problems such as maximum matching. The goal is to find a set that is simultaneously a basis in two different matroids. Can any of our random sampling techniques be applied there?

In the realm of combinatorics, how much of the theory of random graphs can be extended to the more general matroid model? There is a well defined notion of connectivity in matroids [186]; is this relevant to the basis packing results presented here? What further insight into random graphs can be gained by examining them from a matroid perspective? Erdős and Renyi showed a tight threshold of $p = (\ln n)/n$ for connectivity in random graphs, whereas our result gives a looser result of $p = \Omega((\log n)/n)$ for matroid bases. Is there a 0-1 law for bases in a matroid?

Chapter 12

Network Design without Repeated Edges

In this chapter, we address additional variants of the network design problem, the most important variant being that which allows edges to be used only once. Recall that in order to use randomized rounding, we scaled up each edge weight in order to make up for the loss in cut value caused by randomized rounding. In the single edge-use case, we are constrained not to let scaling increase the value of a fractional variable above 1. In order to solve this problem, we first consider general covering problems. We present a modified Chernoff bound argument that goes some way towards solving the problem. We then discuss the approximation ratio we can achieve by using this Chernoff bound.

We also consider a generalization of network design. In the *fixed charge* version [75], the edges have not only arbitrary costs but also arbitrary capacities; one can buy all or none of the capacity but not a fraction of it.

12.1 Oversampling for Covering Problems

Here, we give a variant of the Chernoff bound which we can use if we are not allowed to scale weights above 1.

Definition 12.1.1 *Consider a random sum $S = \sum_{i=1}^n X_i$ in which $X_i = 1$ with probability p_i and 0 otherwise. Define the oversampling of S by α as $S(\alpha) = \sum_{i=1}^n Y_i$, where $Y_i = 1$ with probability $\min(1, \alpha p_i)$ and 0 otherwise.*

Note that $S(1) = S$.

Theorem 12.1.2 *Let $E[S] = \mu$. Then $\Pr[S(1 + \delta) < (1 - \epsilon)\mu] < e^{-\epsilon\delta\mu/2}$.*

Proof: Suppose $S = \sum X_i$. Write $S = S_1 + S_2$, where S_1 is the sum of X_i with $p_i \geq 1/(1 + \delta)$ and S_2 is the sum of the remaining X_i . Let $\mu_1 = E[S_1]$ and $\mu_2 = E[S_2]$. We see that $\mu = \mu_1 + \mu_2$, and also that $S(1 + \delta) = S_1(1 + \delta) + S_2(1 + \delta)$.

Since the variables in S_1 have $p_i \geq 1/(1 + \delta)$, $S_1(1 + \delta)$ is not random: it is simply the number of variables in S_1 , since each is 1 with probability one. In particular, $S_1(1 + \delta)$ is certainly at least μ_1 . It follows that that $S(1 + \delta) < (1 - \epsilon)\mu$ only if $S_2 < (1 - \epsilon)\mu - \mu_1 = \mu_2 - \epsilon\mu$.

The variables in S_2 have $p_i < 1/(1 + \delta)$ so that the corresponding oversamplings have probabilities $(1 + \delta)p_i$. It follows that $E[S_2(1 + \delta)] = (1 + \delta)\mu_2$. By the standard Chernoff bound, the probability that $S_2 < \mu_2 - \epsilon\mu$ is at most

$$\exp\left(-\frac{((1 + \delta)\mu_2 - (\mu_2 - \epsilon\mu))^2}{2(1 + \delta)\mu_2}\right) = \exp\left(-\frac{(\delta\mu_2 + \epsilon\mu)^2}{2(1 + \delta)\mu_2}\right)$$

Our weakest bound arises when the above quantity is maximized with respect to μ_2 . It is straightforward to show that the quantity is a concave function of μ_2 with its global maximum at $\mu_2 = \epsilon\mu/\delta$. However, μ_2 is constrained to be at least $\epsilon\mu$ (since otherwise $\mu_1 \geq (1 - \epsilon)\mu$, immediately giving $S(1 + \delta) \geq \mu_1$). We thus have two cases to consider. If $\delta < 1$, then $\epsilon\mu/\delta$ is a valid value for μ_2 , and the corresponding bound is $\exp(2\epsilon\delta\mu/(1 + \delta))$. If $\delta > 1$, then the bound is maximized at the smallest possible μ_2 , namely $\mu_2 = \epsilon\mu$, in which case the bound is $\epsilon\mu(1 + \delta)/2$. Over the given ranges of δ , each of these bounds is less than the bound given in the theorem. ■

The theorem easily extends to the case where the X_i take on arbitrary values between 0 and w . In this case, $e^{-\epsilon\delta\mu}$ bounds the probability that the deviation exceeds $\epsilon w\mu$ rather than $\epsilon\mu$.

Consider applying oversampling to a covering problem of minimizing cx subject to $Ax \geq b$. Suppose there are m constraints in the problem, and that for simplicity the all b_i have the same value, say μ . Given the fractional solution, suppose we oversample with rate $(1 + \delta)$. The cost of the resulting solution will have value at most about $(1 + \delta)$ times optimum with high probability, but we must also consider its feasibility. Let a_i be the rows of matrix A . Theorem 12.1.2 proves that with probability $1 - 1/m^2$, $a_i x \geq (1 - \epsilon)\mu$, where

$\epsilon = 6(\ln m)/(\delta\mu)$. This is thus true for all a_i with probability $1 - 1/m$. In other words, with high probability we have that for each i , $a_i x \geq b - 6(\ln m)/\delta$.

We can apply this result in several different ways. One approach is to take $\delta = 7 \ln m$. It follows that $a_i x \geq b - 6/7$ (w.h.p.). Since a and b are integers, it follows that in fact $a_i x \geq b$. This means that we can always achieve an $O(\log m)$ factor approximation to the set cover problem. This was already known [96, 141].

More interestingly, consider the *bounded degree* set multicover problem in which each element is contained in at most d sets. It follows that the size of the optimum solution must exceed $m\mu/d$. After oversampling by $(1 + \delta)$, we can certainly cover the remaining $O(m(\log m)/\delta)$ remaining units of demand with $O(m(\log m)/\delta)$ additional elements (though of course in practice we would use a better scheme). The cost of the resulting solution relative to the optimum value v is at most

$$\begin{aligned} (1 + \delta)v + m(\log m)/\delta &= v(1 + m(\log m)/(\delta v)) \\ &\leq v(1 + \delta + m(\log m)/(\delta(m\mu/d))) \\ &\leq v(1 + \delta + O(d(\log m)/(\mu\delta))) \end{aligned}$$

If we minimize with respect to choice of δ , we achieve an approximation ratio of $1 + O(\sqrt{d(\log m)/\mu})$. This ratio is useful when the degree is much less than the demand.

12.2 Network Design

We now consider the network design version in which it is only permissible to use an edge a single time. This means that we cannot arbitrarily scale up the weights in the fractional solution as we did in the multiple use case. We can still use oversampling, but we are now forced to truncate weights at 1 and apply Theorem 12.1.2. In particular, combining that theorem with the proof of Theorem 6.2.1 yields the following:

Corollary 12.2.1 *Given a fractional solution to f to a network design problem, if each edge weight w_e is increased to $\min(1, (1 + \delta)w_e)$, and randomized rounding is performed, then high probability no cut in the rounded graph will have value less than $(1 - \epsilon)$ times its value in the original weighted graph, where $\epsilon = O(\log n/(\delta f_{\min}))$.*

This theorem does not guarantee our rounded values will meet the desired demands, but it does guarantee we will get close. We therefore investigate ways to augment the nearly feasible solution to a feasible one at little cost. We therefore make the following definition:

Definition 12.2.2 *Given a tentative solution, the deficit of a cut is the difference between the demand across that cut and the number of tentative solution edges crossing it.*

The unit-cost network design problem is relatively easy to deal with because we have good bounds on the value of the optimum. First observe that any k -connected graph must contain at least $kn/2$ edges. This follows from the fact that the minimum degree at each vertex must be at least k .

For the specific case of the minimum k -connected subgraph problem, it is easy to achieve an approximation ratio of two (a different 2-approximation algorithm extending to weighted graphs is given in [119]). Simply construct a sparse k -connectivity certificate. This graph will contain at most kn edges, while the optimum graph must have at least $kn/2$.

We improve this result with randomized rounding:

Theorem 12.2.3 *For $k > \log n$, a $(1 + O(\sqrt{(\log n)/k}))$ -approximation to the minimum k -connected subgraph can be found in polynomial time (LV).*

Proof: Begin with the fractional solution F as found by the ellipsoid algorithm [71]. By definition, F has minimum cut k . Suppose the solution has total weight W (which must exceed $kn/2$ to give minimum degree k). Clearly W is a lower bound on the number of edges in the integral solution. Treating the weights p_e as probabilities, we build a subgraph H by including edge e with probability p_e . Since F has minimum cut k , Theorem 6.2.1 says that H has minimum cut $k - O(\sqrt{k \log n})$ with high probability. By the Chernoff bound, the number of edges in H is $W + O(\sqrt{W \log n})$ with high probability.

After deleting all the edges in H , build a sparse $O(\sqrt{k \log n})$ -connectivity certificate C in the remaining graph. Clearly, $C \cup H$ is k -connected. C has $O(n\sqrt{k \log n})$ edges. Since $W \geq kn/2$, $n\sqrt{k \log n} = O(W\sqrt{(\log n)/k})$ and $\sqrt{W \log n} = O(W\sqrt{(\log n)/kn})$. Thus the total number of edges in $H \cup C$ is $W + O(\sqrt{W \log n}) + O(\sqrt{k \log n})$, which is $O(W(1 + \sqrt{(\log n)/k}))$. ■

We can use much the same approach to the generalized Steiner problem. The only change is in how we augment the rounded solution to a feasible one. Since we can no longer bound the optimum directly, we instead use the *Forest Algorithm* of [75]. This algorithm

augments a graph to meet the demands f at a total cost of $\log \alpha$ times the optimum, where α is the maximum deficit.

We use Corollary 12.2.1. Set $\delta = 2$, so that at cost twice the optimum we get a graph in which the maximum deficit is $O(\log n)$. Then use the Forest Algorithm of [75] to augment it to optimum. This yields the following:

Lemma 12.2.4 *An $O(\log \log n)$ approximation to the minimum cost k -connected subgraph can be found in polynomial time.*

This result is not useful, since there is already a simple 2-approximation algorithm for the minimum cost k -connected subgraph problem [119]. However, the generalization is new:

Lemma 12.2.5 *There is an $O(\log \frac{f_{\max} \log n}{f_{\min}})$ approximation algorithm for the network design problem.*

This compares favorably with the Forest Algorithm's $O(\log f_{\max})$ bound whenever $f_{\min} > \log n$.

12.3 Fixed Charge Networks

Our algorithms also apply to the fixed charge problem in which edges have capacities. In this problem, the best currently known approximation ratio is a factor of f_{\max} [75]. The introduction of large capacities increases the variances in our random sampling theorems. In particular, if we let U denote the maximum edge capacity, we have the following result based on a modification of Theorem 6.2.1:

Corollary 12.3.1 *Given a fractional solution to f , if each edge weight w_e is increased to $(1 + \epsilon)w_e$, and randomized rounding is performed, then high probability no cut in the rounded graph will have value less than its value in the original fractionally weighted graph, where $\epsilon = O(U \log n / (\epsilon f_{\min}))$.*

Corollary 12.3.2 *There is a $(1 + O(\sqrt{\frac{U f_{\max} \log n}{f_{\min}}}))$ -approximation algorithm for the fixed-charge generalized Steiner problem.*

Note that without loss of generality we can assume $U \leq f_{\max}$, since we can always decrease the capacities of larger edges without changing the optimum solution.

Corollary 12.3.3 *There is an $O(f_{\max}\sqrt{\frac{\log n}{f_{\min}}})$ -approximation algorithms for the fixed charge generalized Steiner problem.*

Corollary 12.3.4 *There is an $O(\sqrt{k \log n})$ -approximation algorithm for the fixed-charge k -connected subgraph problem.*

12.4 General Distributions

The random graph model can be generalized: instead of the simple version in which an edge e is either present or not present with probability p_e , we can give the edge a weight which is a random variable w_e chosen from some arbitrary distribution. We define an “expected graph” \hat{G} and its associated minimum expected cut \hat{c} and expected s - t cut \hat{c}_{st} by assigning edge weights $E[w_e]$ to \hat{G} .

To analyze this more general model, note that the only time the proof of Theorem 6.2.1 used knowledge of the distribution was in the application of the Chernoff bound. We therefore use the following easy generalization of the Chernoff bound to arbitrary distributions:

Lemma 12.4.1 *Let $S = \sum X_i$ be a sum of independent random variables arbitrarily distributed on the interval $[0, 1]$, and let $\mu E[S]$. Then*

$$\Pr[|S - \mu| > \epsilon\mu] < e^{-\epsilon^2\mu/2}.$$

The proof follows from a perturbation argument that shows that binomial random variables have the “worst” tails.

Using this lemma immediately lets us generalize our sampling theorem:

Theorem 12.4.2 *Let G be a random graph with edge weights independently chosen from various distributions on the $[0, 1]$ interval. Then with high probability, every cut S in G satisfies $|\delta(S) - \hat{\delta}(S)| < \epsilon\hat{\delta}(S)$, where $\epsilon = \sqrt{\frac{6 \log n}{\hat{c}}}$ and \hat{c} is the minimum expected cut of G .*

Distributions on larger intervals can be handled simply by scaling the distributions so that the maximum value in a distribution becomes 1. Corollaries for minimum cuts and s - t minimum cuts follow as before. What we have essentially shown is that so long as $\hat{c} = \Omega(W \log n)$, where W is the maximum possible weight of an edge, the cuts in the random graph have predictable values. This bound simply says that if the failure of one edge can cause catastrophic changes in the value of a cut, then the outcome becomes unpredictable.

Notes

Goemans, Tardos, and Williamson [76] have observed that for the case of weakly supermodular functions, it is possible to “uncross” the fractional solution into a laminar system so that only $O(n)$ edges have fractional values. This gives a $(1 + O(1/k))$ -approximation algorithm for the k -connected subgraph problem.

Chapter 13

EREW Minimum Spanning Tree Algorithms

We now show how sampling can be used to improve the efficiency of parallel algorithms for minimum spanning trees. We concentrate on the restrictive exclusive-write PRAM model of computation, in which each location in shared memory can be written to by at most one processor in each time step. We consider both exclusive-read and concurrent read models.

The problem of finding a minimum spanning forest is a generalization of finding a spanning forest, which is equivalent to finding connected components in a graph. It is known [39] that there is an $\Omega(\log n)$ time bound for finding connected components on a CREW PRAM; this bound clearly applies to minimum spanning trees as well. There is also an obvious $\Omega(m)$ time bound on the total work (time-processor product) required to solve either problem.

Until recently, the best time bound for connected components or minimum spanning trees was $O(\log^2 n)$. Johnson and Metaxas [95] broke this barrier with an $O(\log^{1.5} n)$ time, $m + n$ processor CREW algorithm for connected components, and soon achieved the same time bound for minimum spanning trees. Their minimum spanning tree algorithm was improved by Chong and Lam [31] to a running time of $O(\log n \log \log n)$ in the EREW model with the same processor cost. The Chong and Lam algorithm is thus within a factor of $O(\log \log n)$ of the optimum time bound. However, its total work bound of $O(m \log n \log \log n)$ is further from the optimum $O(m)$ bound.

Randomization gave a different approach to the connected components problem. Karger, Nisan and Parnas [109] used random walks to find connected components in $O(\log n)$ time

using $(m + n^{1+\epsilon})/\log n$ processors for any constant ϵ . The algorithm is therefore optimum on dense graphs. Halperin and Zwick [88] used this technique in an optimum algorithm which runs in $O(\log n)$ time using $(m + n)/\log n$ processors.

A remaining open question is to find a minimum spanning tree algorithm with the same time and total work bounds. Cole and Vishkin [38] give an algorithm running on a CRCW PRAM that requires $O(\log n)$ time on $O((n + m)\log \log n/\log n)$ processors. Cole, Klein, and Tarjan [37], have adapted the randomized minimum spanning tree algorithm presented above to run in parallel. The parallel algorithm does linear expected work and runs in $O(\log n \cdot 2^{\log^* n})$ expected time on a CRCW PRAM. Here, we give sampling algorithms for exclusive-write models.

As a first step, we reduce the amount of work performed by the algorithm of Chong and Lam from $O(m \log n \log \log n)$ to $O(m + n(\log n \log \log n)^2)$ without affecting the time bound in the CREW model, thus producing an algorithm which is work-optimum on sufficiently dense graphs. Then we show how the same approach can be applied to an algorithm which has an optimum time bound but is very inefficient in terms of work, producing an EREW algorithm which is optimum in terms of both work and time bounds on dense graphs.

Use of the sampling paradigm requires a verification algorithm. Alon and Schieber [8] give a CREW algorithm for verifying minimum spanning trees. Using $n \log^* n/\log n$ processors and $O(\log n)$ time, they build a data structure which can a single processors can use to verify a single edge in $O(1)$ time.

13.1 Reducing Work

We begin with the $O(\log n \log \log n)$ time algorithm of Chong and Lam, which is inefficient because it performs $\Omega(m \log n \log \log n)$ work. We improve the efficiency of the algorithm by applying our sampling techniques. Assume we have $p \geq n \log^* n$ processors. Choose each graph edge with probability p/m . We will select $O(p)$ edges w.h.p. We can therefore use p processors to compute their minimum spanning tree F in $O(\log n \log \log n)$ time using the Chong-Lam algorithm. We now preprocess F using the verification algorithm of [8]. By assigning each processor to do the work of $\log \log n$ “virtual” processors, we can use $n \log^* n/\log n \log \log n$ processors and run in $O(\log n \log \log n)$ time to get a structure that lets us verify a single graph edge against F in $O(1)$ time. We now assign m/p edges to each of our p processors and let each processor verify its edges against the data structure.

This takes $O(m/p)$ time. Theorem 11.2.4 now proves that the expected number of F -light edges is $O(nm/p)$. The minimum spanning tree of this set of edges can be computed in $O(\log n \log \log n)$ time using $O(nm/p)$ processors. If we set $p = m/\log n \log \log n$, the four steps of our approach require $O(\log n \log \log n)$ time and, respectively, $O(m/\log n \log \log n)$, $O(n \log^* n / \log n \log \log n)$, $O(m/\log n \log \log n)$, and $O(n \log n \log \log n)$ processors. We deduce the following:

Lemma 13.1.1 *The minimum spanning tree of a graph can be computed in $O(\log n \log \log n)$ time with high probability using $m/\log n \log \log n + n \log n \log \log n$ CREW processors.*

This algorithm therefore performs *optimum work* on all graphs with $\Omega(n(\log n \log \log n)^2)$ edges, and still has the same time bound as before.

13.2 Reducing Work and Time

We can apply the same approach as above to a fast but workaholic minimum spanning tree algorithm. In the next section, we give an $m^{1+\epsilon}$ -processor $O(\log n)$ -time EREW algorithm for constructing minimum spanning trees and an $m/\log n + n^{1+\epsilon}$ -processor $O(\log n)$ -time EREW algorithm for verifying them. Combining these two algorithms with sampling yields an algorithm which is optimum on dense graphs.

Lemma 13.2.1 *Using $m/\log n + n^{1+\delta}$ processors, where δ is any constant, a minimum spanning tree can be computed with high probability in $O(\log n)$ time.*

Proof: We set $\epsilon = \delta/3$. If $m < n^{1+\epsilon}$, apply the $m^{1+\epsilon}$ processor algorithm (to follow) using only $n^{(1+\epsilon)^2} \leq n^{1+\delta}$ processors. Otherwise, sample each edge with probability $n^{1+\epsilon}/m$, producing a subgraph which has $O(n^{1+\epsilon})$ edges with high probability. Apply the $m^{1+\epsilon}$ processor algorithm to this subgraph (using less than $n^{1+\delta}$ processors) and perform verification against the result forest F using $m/\log n$ processors as in the previous section. By Lemma 2.2.1, $O(n(m/n^{1+\epsilon})) = O(m/n^\epsilon)$ edges are F -light (w.h.p.); since $m < n^2$ this is in fact $O(m^{1-\epsilon/2})$ edges. Therefore $m/\log n$ processors suffice to find the minimum spanning tree of these edges (and thus of the original graph) in $O(\log n)$ time using the following algorithm. ■

13.3 Fast Algorithms for Dense Graphs

We now fill in the details of the previous section by presenting an $m^{1+\epsilon}$ -processor $O(\log n)$ -time EREW algorithm for construction minimum spanning trees and an $m + n^{1+\epsilon}$ -processor $O(\log n)$ -time EREW algorithm for verifying them. This section is of technical interest only and can be skipped with no loss of continuity.

13.3.1 Construction

We now present the inefficient minimum spanning tree algorithm which is used as the basis of the above lemma. Our algorithm is a variant of a simple m^2 reduction from minimum spanning trees to connected components. This simple algorithm is based on the cycle and cut properties from Section 2.1.3, which show that an edge is in the minimum spanning tree if and only if its endpoints are not connected by the set of all edges smaller than itself. Once we sort all the edges (which can be done in $O(\log n)$ time using any optimum sorting algorithm) we can for each edge e apply the connected components algorithm of [88] to the set of edges smaller than e . This will immediately tell us whether e is in the minimum spanning tree. Doing this simultaneously for each edge requires $O(\log n)$ time and $O(m^2)$ processors.

We now show how the processor cost can be reduced to $m^{1+\epsilon}$. Assume we have sorted the edges and numbered them e_1, \dots, e_m in increasing order. Partition the edges into k contiguous *blocks* of m/k edges. Edge e_i belongs to the block numbered $\lceil ik/m \rceil$. Let G_r be the graph induced by the edges in blocks 1 through r . If e_i is in block $r + 1$ and G_r connects the endpoints of e_i , then e_i is G_r -heavy and thus is not in the minimum spanning tree. If (using [88]) we compute connected components for each of the k graphs G_r in parallel, using km processors and $O(\log n)$ time, then we can discard all these non-minimum spanning tree edges.

We next construct a family of graphs G'_r for each r . The vertices of G'_r are the connected components of G_{r-1} , which have just been computed. The edges of G'_r correspond to the edges in block r which were not deleted in the previous step. Each such edge e will by construction have its endpoints in two different connected components of G_{r-1} ; we use a corresponding edge in G'_r to connect the two components containing the endpoints of e . To ensure that there are fewer vertices than edges, we also delete from G'_r any vertex with no incident edge.

We now come to the point of this construction: the edges in the minimum spanning tree of G are simply the edges in the minimum spanning trees of all the graphs G'_r . To see this, note that an edge e is in the minimum spanning tree of G'_r whenever it is not spanned by the edges smaller than itself in G'_r . Since we already know that any edge in G'_r is not spanned by the edges in preceding blocks, this is equivalent to saying that e is not spanned by all the edges smaller than itself in the original graph G , so e is in the minimum spanning tree of G . We can therefore find the minimum spanning tree of G by recursively finding the minimum spanning trees of all the graphs G'_r . However, each graph G'_r has at most m/k edges, namely those from block r . We have also ensured that the graphs we are considering have fewer vertices than edges. This gives a recurrence for the time T and processor bounds P on the recursive algorithm:

$$\begin{aligned} T(m) &= O(\log n) + T(m/k) \\ P(m) &= \max(km, kP(m/k)) \end{aligned}$$

These recurrences easily solve to $T(m) = O(\log n \log_k m)$ and $P(m) = O(km)$. In particular, if we fix $k = m^\epsilon$, we deduce that an minimum spanning tree can be constructed in $O(\log n)$ time with high probability using $O(m^{1+\epsilon})$ processors for any constant ϵ .

13.3.2 Verification

Here we give the $(m + n^{1+\epsilon})$ -processor $O(\log n)$ -time verification algorithm used previously. We first define a data structure for verification. This data structure was previously developed by both Chazelle [27] and Alon and Schieber [8]. Both these papers actually used a more complex version of this structure to solve a more general problem.

Definition 13.3.1 *The Cartesian tree $B(F)$ for a forest F is a tree whose nodes are the edges and vertices of the original forest. It is defined as follows:*

- *The Cartesian tree of a vertex is that vertex.*
- *Given a tree T , let e be the edge of greatest weight in it. Removing e from T produces two trees T_1 and T_2 . Then $B(T)$ has root e , and subtrees $B(T_1)$ and $B(T_2)$.*
- *The Cartesian tree of a forest has root \perp , which for simplicity we shall treat as an edge of infinite weight, and its children are the Cartesian trees of its trees.*

The leaves of $B(F)$ are the vertices of F , and its internal nodes are the edges of F (and \perp).

Definition 13.3.2 For vertices u and v of F , $B(F, u, v)$ is the least common ancestor of u and v in $B(F)$.

Fact 13.3.3 $B(F, u, v)$ is the heaviest edge on the (unique) path in F from u to v if a path exists, and \perp otherwise.

It follows that once the Cartesian tree for a forest F is built, we can verify an edge against it by performing a single least common ancestors computation. Schieber and Vishkin [174] present an algorithm that uses n EREW processors to preprocess a tree in $O(\log n)$ time such that m EREW processors can process m least common ancestor queries in $O(\log n)$ time. Therefore, all we need for our verification algorithm is build the Cartesian tree. It is easy to modify the algorithm of Section 13.2 to construct the Cartesian tree of a minimum spanning tree while it is constructing the minimum spanning tree. Recall that we partitioned the sorted list of edges into blocks and then recursively solved a minimum spanning tree problem in each block. Assuming that we also found the Cartesian trees in each block, we can combine them into the full Cartesian tree. Simply note that a leaf in the Cartesian tree of block r corresponds to a vertex in G_r , which in turn corresponds to a single connected component in block $r - 1$, which has a Cartesian tree associated with it. Thus we point the root of a Cartesian tree of a connected component in block $r - 1$ at the parent of the leaf corresponding to it in block r .

Appendix A

Probability Distributions and Sampling Theorems

Here, we discuss the various probability distributions and tools used in this work.

A.1 Probability Distributions

In this work we have used several standard probability distributions. We summarize their properties here; they can be found in any standard probability text such as [57].

The *binomial distribution* $B(n, p)$ counts the number of successes X in n independent trials with success probability p . $\Pr[X = k] = \binom{n}{k} p^k (1 - p)^{n-k}$ and $E[X] = np$.

The *negative binomial distribution* $B^-(k, p)$ counts the number of independent trials X with success probability p must be performed to encounter k successes. $\Pr[X = n] = \binom{n}{k-1} p^k (1 - p)^{n-k+1}$ and $E[X] = k/p$.

The *geometric distribution* with parameter p is $B^-(1, p)$, thus $\Pr[X = k] = p(1 - p)^k$ and $E[X] = 1/p$.

The *exponential distribution* with rate w is a continuous distribution corresponding to the discrete geometric distribution. $\Pr[X > t] = e^{-wt}$ and $E[X] = 1/w$.

The *Poisson distribution* $P(u, k)$ with parameter u counts the number of events X occurring in a Poisson process: $\Pr[X = k] = e^{-u} u^k / k!$ and $E[X] = u$. The time between events of a Poisson process with rate w is an exponential variable with rate w .

The *Gaussian distribution* has probability density function $e^{-x^2/2} / \sqrt{2\pi}$. It has mean 0 and variance 1.

A.2 The Chernoff Bound

Proofs of this lemma can be found in [9, Page 232], [30], [151], and [167, Page 54].

Lemma A.2.1 (Chernoff [30]) *Let X be a sum of Bernoulli random variables on n independent trials with success probabilities p_1, \dots, p_n and expected number of successes $\mu = np$. Then, for $\epsilon \leq 1$,*

$$\Pr[|X - \mu| > \epsilon\mu] \leq e^{-\epsilon^2\mu/2}.$$

The lemma also applies to sums $\sum X_i$ of arbitrarily distributed independent random variables X_i so long as the maximum value attained by any X_i is one.

A.3 Nonuniform Random Selection

In this section, we describe a strongly polynomial implementation of procedure **Random-Select**. The input to **Random-Select** is an array W of length n . This *cumulative weight array* is constructed from n weights w_i by setting $W_k = \sum_{i \leq k} w_i$. Procedure **Random-Select** implements the goal of choosing an index i at random with probability proportional to weight w_i . This problem of *nonuniform selection* is not new. It has been known for some time [130] that the fastest possible algorithm for random selection has expected running time proportional to the *entropy*; this section essentially uses similar techniques to get high probability amortized bounds.

Let $M = W_n$ be the sum of all weights. If the edge weights w_i (and thus the total weight M) are polynomial in n , then it is simple to implement Procedure **Random-Select** in $O(\log n)$ time: simply generate a uniformly distributed $(\log M)$ -bit number k in the range $[0, M]$ (all logs are base 2), and return the value i such that $W_{i-1} \leq k < W_i$. This can be done even in the model where only a single random bit, rather than an $O(\log n)$ -bit random number, can be generated in unit time.

When the weights are arbitrary integers that sum to M , the time needed for an exact implementation is $\Omega(\log M)$. However, we can modify the algorithm to introduce a negligible error and run in $O(\log n)$ time. Suppose we know that only t calls to **random-select** will be made during the running of our algorithm. To select an edge from the cumulative distribution, even if the sum of the edge weights is superpolynomial in n , we let $N = tn^4$, generate s uniformly at random from $[0, N]$, and choose the edge i such that $W_{i-1} < W_m s/N < W_i$. The edge that we choose differs from the one that we would have chosen

using exact arithmetic only if $W_m s/N$ and $W_m(s+1)/N$ specify different indices. But there can only be at most n such values in the “boundaries” of different indices, so there are at most n values that we could choose for s that would cause an error. Thus the probability that we make an error with one selection is less than $n/N = O(1/tn^3)$ and the probability that we make any errors is $O(1/n^3)$. This approach reflects what is typically done in practice—we simply use the random number generator available in a system call, perform rounding, and ignore the possible loss of precision that results.

A drawback of this approach in theory is that even if a particular input to **Random-Select** has only two choices, we still need to use $\Omega(\log t)$ bits to generate a selection. Using this approach adds an extra $\log n$ factor to the running time of **Random-Select** on constant size inputs (which arise at the leaves of the recursion tree of our algorithm) and thus increases the running time of **Recursive-Contract**.

A better approach is the following. Intuitively, we generate the $\log M$ random bits needed to select uniformly from the range $[0, M]$, but stop generating bits when all possible outcomes of the remaining bits yield the same selection. Given the length n input, partition the range $[0, M]$ into $2n$ equal sized intervals of length $M/2n$. Use $1 + \log n$ random bits to select one of the intervals uniformly at random—this requires $O(\log n)$ time spent in binary search among the cumulative weights. If this interval does not contain any of the cumulative weight values W_i (which happens with probability $1/2$, since at most n of the $2n$ intervals can contain one of the cumulative weight values), then we have unambiguously selected a particular index because the values of the remaining bits in the $(\log M)$ -bit random number are irrelevant. If the interval contains one or more of the cumulative values, then divide this one interval into $2n$ equal sized subintervals and again use $1 + \log n$ bits to select one subinterval. If the subinterval contains a cumulative weight value, then we subdivide again. Repeat this process until an index is unambiguously selected. Each subdivision requires $O(\log n)$ time and $O(\log n)$ random bits, and successfully identifies an index with probability $1/2$.

Lemma A.3.1 *On an input of size n , the expected time taken by **Random-Select** is $O(\log n)$. The probability the **Random-Select** takes more than $t \log n$ time to finish is $O(2^{-t})$.*

Proof: Each binary search to select a subinterval requires $O(\log n)$ time. Call an interval search a *success* if it selects a unique index, and a *failure* if it must further subdivide an interval. The probability of a success is then $1/2$. The total number of interval searches is

therefore determined by how many failures occur before a success. Since each search fails with probability $1/2$, the probability that t failures occur before a success is $O(2^{-t})$ and the expected number of failures preceding the first success is 2. ■

Lemma A.3.2 *Suppose that t calls are made to **Random-Select** on inputs of size n . Then with probability $1 - e^{-\Omega(t)}$, the amortized time for each call is $O(\log n)$.*

Proof: Each interval search in a call requires $O(\log n)$ time. It therefore suffices to prove that the amortized number of interval searches used is $O(1)$, i.e. that the total number is $O(t)$. We use the definitions of success and failure from the previous lemma. We know the number of successes over the t calls to **Random-Select** is t , since each success results in the termination of one call. The total number of searches is therefore determined how many trials occur before the t^{th} success. This number is simply the *negative binomial distribution* (Section A.1) for the t^{th} success with probability $1/2$. Since the chances of success and failure are equal, we expect to see roughly the same number of successes as failures, namely t , for a total of $2t$ trials. The Chernoff bound (cf. [151, page 427]) proves the probability that the number of trials exceeds $3t$ is exponentially small in t . ■

Lemma A.3.3 *If n calls are made to **Random-Select** and each input is of size $n^{O(1)}$, then with high probability in n the amortized time for **Random-Select** on an input of size s is $O(\log s)$.*

Proof: Let the i^{th} input have size n_i and let $t_i = \lceil \log n_i \rceil$. From above, we know that the expected time to run **Random-Select** on input i is $O(t_i)$. We need to show that the total time to run **Random-Select** on all the problems is $O(\sum t_i)$ with high probability. Note that the largest value of t_i is $O(\log n)$.

Call the i^{th} call to **Random-Select** *typical* if there are more than $5 \log n$ calls with the same value t_i , and *atypical* otherwise. Since the largest value of t_i is $O(\log n)$, there can be only $O(\log^2 n)$ atypical calls. For atypical call i , by Lemma A.3.1 and since $t_i = O(\log n)$, we know that the time for call i is $O(\log^2 n)$ with high probability. Thus the time spent in all the atypical calls is $O(\log^4 n)$ with high probability. By Lemma A.3.2, if i is a typical call then its amortized cost is $O(t_i)$ with high probability in n . Therefore, the total time spent on all calls is $O(\log^4 n + \sum t_i)$, which is $O(n + \sum t_i)$. Since there are n calls made, the amortized cost for call i is then $1 + t_i = O(\log n_i)$. ■

Now suppose that instead of using $2t$ intervals per phase on a problem of size t , we use t^2 intervals. This still requires $O(\log t)$ random bits, but now that probability that we fail to isolate a particular element drops to $1/t$. Thus on problems of size greater than $n^{O(1)}$, with high probability in n only one phase of the algorithm will be required. Combining this with lemma proves the following:

Theorem A.3.4 *Given n calls to random select, with high probability in n each call of size t will take $O(\log t)$ amortized time.*

We have therefore shown how to implement `random-select` in $O(\log t)$ amortized time on size t inputs, assuming a simple condition on the inputs. To see that this condition is met in the Recursive Contraction Algorithm, note that we perform $\Omega(n)$ calls to `Random-Select` (for example, the ones in the two calls to `Contract` at the top level of the recursion). This concludes the proof of the time bound of the Recursive Contraction Algorithm.

Note that while the analysis of this section is necessary to prove the desired time bound of `Recursive-Contract`, it is unlikely that it would be necessary to actually implement the procedure `Random-Select` in practice. The system supplied random number generator and rounding will probably suffice.

A.4 Generating Exponential Variates

At certain points we made use of the exponential distribution with parameter w which has probability distribution $\Pr[X > t] = e^{-wt}$. Perhaps the simplest way to generate a variable X with probability density function e^{-wt} is to generate a variable U uniformly distributed in the $[0, 1]$ interval, and then to set $X = -(\ln U)/w$ [128, Page 128]. Two obstacles arise in practice. One is that we cannot sample uniformly from $[0, 1]$. Another is that we cannot compute logarithms exactly, but must instead rely on some form of approximation.

Note, however, that our use of the exponential distribution has been limited. Specifically, the only thing we ever did with the exponential variables as compare them. We show that using $O(\log n)$ random bits and polylogarithmic time per variate, we can generate approximately exponential variables such that all comparisons turn out the same with high probability. Suppose first that we can compute logarithms exactly, but can only generate random bits.

We begin with the following model. Suppose that we could generate exponential variates exactly, but that an adversary changed them by a factor of $(1 \pm \epsilon)$ before we looked at them.

We show that with probability $O(\epsilon)$, this does not affect the results of any comparisons. This will show that we need determine only the $O(\log n)$ most-significant bits of our exponential variates, since the error introduced by rounding to this many bits will be $O(1/n^d)$. To prove our claim, we instead show that with probability $1 - O(\epsilon)$, no two exponential variates have a ratio of values in the range $(1 \pm 4\epsilon)$. It follows that changing the two variates' values by a factor of $(1 \pm \epsilon)$ does not make the larger of the two become the smaller, so all comparisons between the variates yield the same result as before they were changed.

To prove the theorem, we consider two exponential variates: X distributed with parameter w , and Y distributed with parameter v . The probability density function for X is then $\Pr[t \leq X \leq dt] = we^{-wt} dt$, while the cumulative distribution for Y is $\Pr[Y \geq s] = e^{-vs}$. Therefore,

$$\begin{aligned}
\Pr[Y \in (1 \pm \epsilon)X] &= \int_0^\infty (we^{-wt} dt) \Pr[Y \in (1 \pm \epsilon)t] \\
&= \int_0^\infty (we^{-wt} dt)(e^{-(1-\epsilon)vt} - e^{-(1+\epsilon)vt}) \\
&= w \int_0^\infty (e^{-(w+(1-\epsilon)v)t} - e^{-(w+(1+\epsilon)v)t}) dt \\
&= \frac{w}{w + (1 + \epsilon)v} - \frac{w}{w + (1 - \epsilon)v} \\
&= \frac{1}{1 + (1 + \epsilon)r} - \frac{1}{1 + (1 - \epsilon)r} \quad (r = v/w) \\
&= \frac{2\epsilon}{r(1 - \epsilon^2) + 2 + 1/r} \\
&\leq \epsilon
\end{aligned}$$

We have therefore shown that it suffices to generate $(1 \pm \epsilon)$ -approximations to exponentially distributed variates. This in turn reduces to generating $(1 \pm \epsilon)$ -approximations to exponential variables with parameter 1, since an exponential variate with parameter w can be produced by generating a sample X from the exponential distribution with parameter 1 and then using X/w as the values; scaling by w does not change the relative error in the approximation.

We sketch two schemes for generating an exponential variate (see also [128]). One is to generate a variate U uniformly distributed in the range $[0, 1]$ and then to set $X = -\ln U$. This introduces the new problem of approximating the logarithm. However, since we need only the $O(\log n)$ most significant bits of the result, we can compute them using the first $O(\log n)$ bits in the Taylor expansion of the logarithm function (furthermore, it suffices to use only the $O(\log n)$ most significant bits of U , so we need only $O(\log n)$ random bits).

Another approach due to Von Neumann [158] avoids all use of logarithms. Generate numbers Y_i from the uniform distribution until for some n we have $Y_n \leq Y_{n+1}$. If n is even, we count the whole attempt as a failure and try again. Eventually, after X failures, we will have a success (n will be odd). At this point, we return the value $X + Y_1$. It is perhaps surprising that this results in an exponentially distributed value. It is more straightforward to show that the *number* of draws from the uniform distribution before we finish is geometrically distributed with mean roughly 6; thus if a large number of exponential variates is called for, the probability is high that the amortized number of uniform draws per exponential variate is less than 7. Finally, we note that it is sufficient to generate only $O(\log n)$ bits for each sample from the uniform distribution; this approximates the actual uniform distribution to within $(1 + \epsilon)$ and therefore approximates the exponential distribution to the same degree of accuracy.

Lemma A.4.1 *In $O(\log m)$ time per variate, with high probability it is possible to generate approximately exponentially distributed variates such that all comparisons are the same as for exact exponential distributions.*

Bibliography

- [1] AGGARWAL, A., AND ANDERSON, R. J. A random \mathcal{NC} algorithm for depth first search. In *Proceedings of the 19th Annual ACM Symposium on Theory of Computing* (1987), ACM Press, pp. 325–334.
- [2] AGGARWAL, A., KLEIN, P., AND RAVI, R. When trees collide: An approximation algorithm for the generalized steiner network problem. In *Proceedings of the 23rd ACM Symposium on Theory of Computing* (May 1991), ACM, ACM Press, pp. 134–144.
- [3] AHUJA, R. K., MAGNANTI, T. L., AND ORLIN, J. B. *Network Flows: Theory, Algorithms, and Applications*. Prentice Hall, 1993.
- [4] AJTAI, M., KOMLÓS, J., AND SZEMERÉDI, E. Deterministic simulation in logspace. In *Proceedings of the 19th ACM Symposium on Theory of Computing* (1987), ACM, ACM Press, pp. 132–140.
- [5] ALIZADEH, F. Interior point methods in semidefinite programming with applications to combinatorial optimization. In *Proceedings of the 2nd MPS Conference on Integer Programming and Combinatorial Optimization* (Carnegie-Mellon University, 1992). To appear in *SIAM Journal on Optimization*.
- [6] ALON, N. Personal communication, Aug. 1994.
- [7] ALON, N., AND KAHALE, N. A spectral technique for coloring random 3-colorable graphs. In *Proceedings of the 26th ACM Symposium on Theory of Computing* (May 1994), ACM, ACM Press, pp. 346–355.
- [8] ALON, N., AND SCHIEBER, B. Optimal preprocessing for answering online product queries. Tech. rep., Tel Aviv University, 1987.

- [9] ALON, N., AND SPENCER, J. H. *The Probabilistic Method*. John Wiley & Sons, Inc., New York, NY, 1992.
- [10] APPLGATE, D. AT&T Bell Labs, 1992. Personal Communication.
- [11] ARORA, S., LUND, C., MOTWANI, R., SUDAN, M., AND SZEGEDY, M. Proof verification and hardness of approximation problems. In *Proceedings of the 33rd Annual Symposium on the Foundations of Computer Science* (Oct. 1992), IEEE, IEEE Computer Society Press, pp. 14–23.
- [12] AWERBUCH, B., AND SHILOACH, Y. New connectivity and MSF algorithms for shuffle-exchange network and PRAM. *IEEE Transactions on Computers* 36, 10 (Oct. 1987), 1258–1263.
- [13] BELLARE, M., GOLDREICH, O., AND GOLDWASSER, S. Randomness in interactive proofs. *Computational Complexity* 3 (1993), 319–354. Abstract in FOCS 1990.
- [14] BELLARE, M., AND SUDAN, M. Improved non-approximability results. In *Proceedings of the 26th ACM Symposium on Theory of Computing* (May 1994), ACM, ACM Press, pp. 184–193.
- [15] BENCZÚR, A. A. Augmenting undirected connectivity in RNC and in randomized $\tilde{O}(n^3)$ time. In *Proceedings of the 26th ACM Symposium on Theory of Computing* (May 1994), ACM, ACM Press, pp. 658–667.
- [16] BERGE, C. *Graphs and Hypergraphs*. North-Holland, Amsterdam, 1973.
- [17] BLUM, A. New approximation algorithms for graph coloring. *Journal of the ACM* 41, 3 (May 1994), 470–516.
- [18] BOLLOBÁS, B. *Random Graphs*. Harcourt Brace Janovich, 1985.
- [19] BOLLOBÁS, B., AND THOMASON, A. G. Random graphs of small order. In *Random Graphs*, M. Karnoski and Z. Palka, Eds., no. 33 in *Annals of Discrete Mathematics*. Elsevier Science Publishing Company, 1987, pp. 47–97.
- [20] BOPPANA, R. B., AND HALLDORSSON, M. M. Approximating maximum independent sets by excluding subgraphs. *BIT* 32 (1992), 180–196.

- [21] BORØUVKA, O. O jistém problému minimálním. *Práce Moravské Přírodovědecké Společnosti 3* (1926), 37–58.
- [22] BOTAFOGO, R. A. Cluster analysis for hypertext systems. In *Proceedings of the 16th Annual International ACM SIGIR Conference on Research and Development in Information Retrieval* (June 1993), pp. 116–125.
- [23] BRIGGS, P., COOPER, K. D., KENNEDY, K., AND TORCZON, L. Coloring heuristics for register allocation. In *Proceedings of the SIGPLAN 89 Conference on Programming Language Design and Implementation* (1989), pp. 275–274.
- [24] CHAITIN, G. J. Register allocation and spilling via graph coloring. In *Proceedings of the SIGPLAN 89 Conference on Programming Language Design and Implementation* (1982), pp. 98–101.
- [25] CHAITIN, G. J., AUSLANDER, M. A., CHANDRA, A. K., COCKE, J., HOPKINS, M. E., AND MARKSTEIN, P. W. Register allocation via coloring. *Computer Languages 6* (1981), 47–57.
- [26] CHATERJEE, S., Apr. 1994. Personal communication.
- [27] CHAZELLE, B. Computing on a free tree via complexity preserving mappings. *Algorithmica 2* (1987), 337–361.
- [28] CHERIYAN, J., AND HAGERUP, T. A randomized maximum-flow algorithm. In *Proceedings of the 30th Annual Symposium on the Foundations of Computer Science* (1989), IEEE, IEEE Computer Society Press, pp. 118–123.
- [29] CHERIYAN, J., KAO, M. Y., AND THURIMELLA, R. Scan-first search and sparse certificates: An improved parallel algorithm for k -vertex connectivity. *SIAM Journal on Computing 22*, 1 (Feb. 1993), 157–174.
- [30] CHERNOFF, H. A measure of the asymptotic efficiency for tests of a hypothesis based on the sum of observations. *Annals of Mathematical Statistics 23* (1952), 493–509.
- [31] CHONG, K. W., AND LAM, T. W. Connected components in $O(\log n \log \log n)$ time on the EREW PRAM. In *Proceedings of the 4th Annual ACM-SIAM Symposium on Discrete Algorithms* (Jan. 1993), ACM-SIAM, pp. 11–20.

- [32] CHOR, B., AND GOLDREICH, O. On the power of two-point sampling. *Journal of Complexity* 5 (1989), 96–106.
- [33] CHOW, F. C., AND HENNESSY, J. L. The priority based coloring approach to register allocation. *Transactions on Programming Languages and Systems* 12, 4 (Oct. 1990), 501–536.
- [34] CLARKSON, K. L., AND SHOR, P. W. Applications of random sampling in computational geometry, II. *Discrete and Computational Geometry* 4, 5 (1987), 387–421.
- [35] COHEN, A., AND WIGDERSON, A. Dispersers, deterministic amplification, and weak random sources. In *Proceedings of the 30th Annual Symposium on the Foundations of Computer Science* (1989), IEEE, IEEE Computer Society Press, pp. 14–19.
- [36] COLBOURN, C. J. *The Combinatorics of Network Reliability*, vol. 4 of *The International Series of Monographs on Computer Science*. Oxford University Press, 1987.
- [37] COLE, R., KLEIN, P. N., AND TARJAN, R. E. A linear-work parallel algorithm for finding minimum spanning trees. In *Proceedings of the 6th Annual ACM-SIAM Symposium on Parallel Algorithms and Architectures* (1994), pp. 11–16.
- [38] COLE, R., AND VISHKIN, U. Approximate and exact parallel scheduling with applications to list, tree and graph problems. In *Proceedings of the 27th Annual Symposium on Foundations of Computer Science* (1986), IEEE Computer Society Press.
- [39] COOK, S., DWORK, C., AND REISCHUK, R. Upper and lower bounds for parallel random access machines without simultaneous writes. *SIAM Journal on Computing* (Feb. 1986).
- [40] COPPERSMITH, D. IBM T. J. Watson Laboratories, Mar. 1994. Personal Communication.
- [41] CORMEN, T. H., LEISERSON, C. E., AND RIVEST, R. L. *Introduction to Algorithms*. MIT Press, Cambridge, MA, 1990.
- [42] DAHLHAUS, E., JOHNSON, D. S., PAPADIMITRIOU, C. H., SEYMOUR, P. D., AND YANNAKAKIS, M. The complexity of multiway cuts. In *Proceedings of the 24th ACM Symposium on Theory of Computing* (May 1992), ACM, ACM Press, pp. 241–251.

- [43] DANTZIG, G. B., FULKERSON, D. R., AND JOHNSON, S. M. Solution of a large-scale traveling salesman problem. *Operations Research* 2 (1954), 393–410.
- [44] DINITZ, E. A., KARZANOV, A. V., AND LOMONOSOV, M. V. On the structure of a family of minimal weighted cuts in a graph. In *Studies in Discrete Optimization*, A. A. Fridman, Ed. Nauka Publ., 1976, pp. 290–306.
- [45] DIXON, B., RAUCH, M., AND TARJAN, R. E. Verification and sensitivity analysis of minimum spanning trees in linear time. *SIAM Journal on Computing* 21, 6 (1992), 1184–1192.
- [46] DYER, M. E., FRIEZE, A. M., AND KANNAN, R. A random polynomial time algorithm for approximating the volume of convex bodies. *Journal of the ACM* 38 (1991), 1–17.
- [47] EDMONDS, J. Minimum partition of a matroid into independent subsets. *Journal of Research of the National Bureau of Standards* 69 (1965), 67–72.
- [48] EDMONDS, J. Matroids and the greedy algorithm. *Mathematical Programming* 1 (1971), 126–136.
- [49] EDMONDS, J., AND KARP, R. M. Theoretical improvements in algorithmic efficiency for network flow problems. *Journal of the ACM* 19 (1972), 248–264.
- [50] ELIAS, P., FEINSTEIN, A., AND SHANNON, C. E. Note on maximum flow through a network. *IRE Transactions on Information Theory IT-2* (1956), 117–199.
- [51] EPPSTEIN, D., GALIL, Z., ITALIANO, G. F., AND NISSENZWEIG, A. Sparsification—a technique for speeding up dynamic graph algorithms. In *Proceedings of the 33rd Annual Symposium on the Foundations of Computer Science* (Oct. 1992), IEEE, IEEE Computer Society Press, pp. 60–69.
- [52] ERDÖS, P., AND RÉNYI, A. On random graphs I. *Publ. Math. Debrecen* 6 (1959), 290–297.
- [53] ESWARAN, K. P., AND TARJAN, R. E. Augmentation problems. *SIAM Journal on Computing* 5 (1976), 653–665.

- [54] FEDER, T., AND MIHAIL, M. Balanced matroids. In *Proceedings of the 24th ACM Symposium on Theory of Computing* (May 1992), ACM, ACM Press, pp. 26–38.
- [55] FEDER, T., AND MOTWANI, R. Clique partitions, graph compression and speeding-up algorithms. In *Proceedings of the 23rd ACM Symposium on Theory of Computing* (May 1991), ACM, ACM Press, pp. 123–133. To appear in *Journal of Computer and System Sciences*.
- [56] FEIGE, U., GOLDWASSER, S., LOVÁSZ, L., SAFRA, S., AND SZEGEDY, M. Approximating clique is almost NP-complete. In *Proceedings of the 32nd Annual Symposium on the Foundations of Computer Science* (Oct. 1991), IEEE, IEEE Computer Society Press, pp. 2–12.
- [57] FELLER, W. *An Introduction to Probability Theory and its Applications*, 3 ed., vol. 1. John Wiley & Sons, 1968.
- [58] FLOYD, R. W., AND RIVEST, R. L. Expected time bounds for selection. *Communications of the ACM* 18, 3 (1975), 165–172.
- [59] FORD, JR., L. R., AND FULKERSON, D. R. Maximal flow through a network. *Canadian Journal of Mathematics* 8 (1956), 399–404.
- [60] FORD, JR., L. R., AND FULKERSON, D. R. *Flows in Networks*. Princeton University Press, Princeton, New Jersey, 1962.
- [61] FRANKL, P., AND RODL, V. Forbidden intersections. *Transactions of the American Mathematical Society* 300 (1994), 259–286.
- [62] FREDMAN, M., AND WILLARD, D. E. Trans-dichotomous algorithms for minimum spanning trees and shortest paths. In *Proceedings of the 31st Annual Symposium on the Foundations of Computer Science* (Oct. 1990), IEEE, IEEE Computer Society Press, pp. 719–725.
- [63] FRIEZE, A., AND JERRUM, M. Improved approximation algorithms for MAX k -CUT and MAX BISECTION. Manuscript., June 1994.
- [64] FÜRER, M. Improved hardness results for approximating the chromatic number. Private Communication, 1994.

- [65] GABBER, O., AND GALIL, Z. Explicit construction of linear-sized superconcentrators. *Journal of Computer and System Sciences* 22 (1981), 407–420.
- [66] GABOW, H. N. Applications of a poset representation to edge connectivity and graph rigidity. In *Proceedings of the 32nd Annual Symposium on the Foundations of Computer Science* (Oct. 1991), IEEE Computer Society Press, pp. 812–821.
- [67] GABOW, H. N. A matroid approach to finding edge connectivity and packing arborescences. In *Proceedings of the 23rd ACM Symposium on Theory of Computing* (May 1991), ACM, ACM Press, pp. 112–122. To appear in *Journal of Computer and System Sciences*.
- [68] GABOW, H. N. A framework for cost-scaling algorithms for submodular flow problems. In *Proceedings of the 34th Annual Symposium on the Foundations of Computer Science* (Nov. 1993), IEEE, IEEE Computer Society Press, pp. 449–458.
- [69] GABOW, H. N., GALIL, Z., AND SPENCER, T. H. Efficient implementation of graph algorithms using contraction. In *Proceedings of the 25th Annual Symposium on the Foundations of Computer Science* (Los Alamitos, CA, 1984), IEEE, IEEE Computer Society Press, pp. 347–357.
- [70] GABOW, H. N., GALIL, Z., SPENCER, T. H., AND TARJAN, R. E. Efficient algorithms for finding minimum spanning tree in undirected and directed graphs. *Combinatorica* 6 (1986), 109–122.
- [71] GABOW, H. N., GOEMANS, M. X., AND WILLIAMSON, D. P. An efficient approximation algorithm for the survivable network design problem. In *Proceedings of the Third MPS Conference on Integer Programming and Combinatorial Optimization* (1993), pp. 57–74.
- [72] GABOW, H. N., AND WESTERMANN, H. H. Forests, frames, and games: Algorithms for matroid sums and applications. *Algorithmica* 7 (1992), 465–497.
- [73] GALIL, Z., AND PAN, V. Improved processor bounds for combinatorial problems in *RNC*. *Combinatorica* 8 (1988), 189–200.
- [74] GAREY, M. R., AND JOHNSON, D. S. *Computers and Intractability: A Guide to the Theory of NP-Completeness*. W. H. Freeman and Company, San Francisco, 1979.

- [75] GOEMANS, M. X., GOLDBERG, A., PLOTKIN, S., SHMOYS, D., TARDOS, É., AND WILLIAMSON, D. Improved approximation algorithms for network design problems. In *Proceedings of the 5th Annual ACM-SIAM Symposium on Discrete Algorithms* (Jan. 1994), ACM-SIAM, pp. 223–232.
- [76] GOEMANS, M. X., TARDOS, É., AND WILLIAMSON, D. P., 1994. Personal Communication.
- [77] GOEMANS, M. X., AND WILLIAMSON, D. P. .878-approximation algorithms for MAX CUT and MAX 2SAT. In *Proceedings of the 26th ACM Symposium on Theory of Computing* (May 1994), ACM, ACM Press, pp. 422–431.
- [78] GOLDBERG, A. V., AND TARJAN, R. E. A new approach to the maximum flow problem. *Journal of the ACM* 35 (1988), 921–940.
- [79] GOLDSCHLAGER, L. M., SHAW, R. A., AND STAPLES, J. The maximum flow problem is logspace complete for P. *Theoretical Computer Science* 21 (1982), 105–111.
- [80] GOLDSCHMIDT, O., AND HOCHBAUM, D. Polynomial algorithm for the k -cut problem. In *Proceedings of the 29th Annual Symposium on the Foundations of Computer Science* (1988), IEEE Computer Society Press, pp. 444–451.
- [81] GOLUB, G. H., AND LOAN, C. F. V. *Matrix Computations*. Johns Hopkins University Press, Baltimore, MD, 1983.
- [82] GOMORY, R. E., AND HU, T. C. Multi-terminal network flows. *Journal of the Society of Industrial and Applied Mathematics* 9, 4 (Dec. 1961), 551–570.
- [83] GRAHAM, R. L., AND HELL, P. On the history of the minimum spanning tree problem. *Annals of the History of Computing* 7 (1985), 43–57.
- [84] GRAHAM, R. L., KNUTH, D. E., AND PATASHNIK, O. *Concrete Mathematics*. Addison-Wesley, 1989.
- [85] GRÖTSCHEL, M., LOVÁSZ, L., AND SCHRIJVER, A. The ellipsoid method and its consequences in combinatorial optimization. *Combinatorica* 1 (1981), 169–197.
- [86] GRÖTSCHEL, M., LOVÁSZ, L., AND SCHRIJVER, A. *Geometric Algorithms and Combinatorial Optimization*, vol. 2 of *Algorithms and Combinatorics*. Springer-Verlag, 1988.

- [87] HALLDÓRSSON, M. M. A still better performance guarantee for approximate graph coloring. *Information Processing Letters* 45 (1993), 19–23.
- [88] HALPERIN, S., AND ZWICK, U. An optimal randomized logarithmic time connectivity algorithm for the EREW PRAM. In *Proceedings of the 6th Annual ACM-SIAM Symposium on Parallel Algorithms and Architectures* (1994), pp. 1–10.
- [89] HAO, J., AND ORLIN, J. B. A faster algorithm for finding the minimum cut in a graph. In *Proceedings of the 3rd Annual ACM-SIAM Symposium on Discrete Algorithms* (Jan. 1992), ACM-SIAM, pp. 165–174.
- [90] HASTAD, J. Improved lower bounds for small depth circuits. In *Proceedings of the 18th Annual ACM Symposium on Theory of Computing* (1986), ACM Press, pp. 6–20.
- [91] HOARE, C. A. R. Quicksort. *Computer Journal* 5, 1 (1962), 10–15.
- [92] IMPAGLIAZZO, R., AND ZUCKERMAN, D. How to recycle random bits. In *Proceedings of the 30th Annual Symposium on the Foundations of Computer Science* (1989), pp. 222–227.
- [93] ISRAELI, A., AND SHILOACH, Y. An improved parallel algorithm for maximal matching. *Information Processing Letters* 22 (1986), 57–60.
- [94] JERRUM, M., AND SINCLAIR, A. Approximating the permanent. *SIAM J. Comput.* 18, 6 (1989).
- [95] JOHNSON, D. B., AND METAXAS, P. A parallel algorithm for computing minimum spanning trees. In *Proceedings of the 4th Annual ACM-SIAM Symposium on Parallel Algorithms and Architectures* (June 1992), pp. 363–372.
- [96] JOHNSON, D. S. Approximation algorithms for combinatorial problems. *Journal of Computer and System Sciences* 9 (1974), 256–278.
- [97] JOHNSON, D. S. Worst case behavior of graph coloring algorithms. In *Proceedings of the 5th Southeastern Conference on Combinatorics, Graph Theory and Computing*, no. X in *Congressus Numerantium*. 1974, pp. 513–527.
- [98] JOHNSON, D. S. The NP-completeness column: An ongoing guide. *Journal of Algorithms* 8, 2 (1987), 285–303.

- [99] KANNAN, R. Markov chains and polynomial time algorithms. In *Proceedings of the 35th Annual Symposium on the Foundations of Computer Science* (Nov. 1994), IEEE, IEEE Computer Society Press, pp. 656–671.
- [100] KAO, M.-Y., AND KLEIN, P. N. Towards overcoming the transitive-closure bottleneck: Efficient parallel algorithms for planar digraphs. In *Proceedings of the 22nd ACM Symposium on Theory of Computing* (May 1990), ACM, ACM Press, pp. 181–192.
- [101] KARGER, D. R. Approximating, verifying, and constructing minimum spanning forests. Manuscript., 1992.
- [102] KARGER, D. R. Global min-cuts in \mathcal{RNC} and other ramifications of a simple mincut algorithm. In *Proceedings of the 4th Annual ACM-SIAM Symposium on Discrete Algorithms* (Jan. 1993), ACM-SIAM, pp. 21–30.
- [103] KARGER, D. R. Random sampling in matroids, with applications to graph connectivity and minimum spanning trees. In *Proceedings of the 34th Annual Symposium on the Foundations of Computer Science* (Nov. 1993), IEEE, IEEE Computer Society Press, pp. 84–93.
- [104] KARGER, D. R. Random sampling in cut, flow, and network design problems. In *Proceedings of the 26th ACM Symposium on Theory of Computing* (May 1994), ACM, ACM Press, pp. 648–657.
- [105] KARGER, D. R. Using randomized sparsification to approximate minimum cuts. In *Proceedings of the 5th Annual ACM-SIAM Symposium on Discrete Algorithms* (Jan. 1994), ACM-SIAM, pp. 424–432.
- [106] KARGER, D. R., KLEIN, P. N., AND TARJAN, R. E. A randomized linear-time algorithm to find minimum spanning trees. *Journal of the ACM* (1994). To appear.
- [107] KARGER, D. R., AND MOTWANI, R. Derandomization through approximation: An \mathcal{NC} algorithm for minimum cuts. In *Proceedings of the 25th ACM Symposium on Theory of Computing* (May 1993), ACM, ACM Press, pp. 497–506. Also appeared as Stanford University technical report STAN-CS-93-1471.
- [108] KARGER, D. R., MOTWANI, R., AND SUDAN, M. Approximate graph coloring by semidefinite programming. In *Proceedings of the 35th Annual Symposium on the*

- Foundations of Computer Science* (Nov. 1994), IEEE, IEEE Computer Society Press, pp. 2–13.
- [109] KARGER, D. R., NISAN, N., AND PARNAS, M. Fast connected components algorithms for the EREW PRAM. In *Proceedings of the 4th Annual ACM-SIAM Symposium on Parallel Algorithms and Architectures* (June 1992), pp. 562–572.
- [110] KARGER, D. R., AND STEIN, C. An $\tilde{O}(n^2)$ algorithm for minimum cuts. In *Proceedings of the 25th ACM Symposium on Theory of Computing* (May 1993), ACM, ACM Press, pp. 757–765.
- [111] KARP, R. M. Probabilistic recurrence relations. In *Proceedings of the 23rd ACM Symposium on Theory of Computing* (May 1991), ACM, ACM Press, pp. 190–197.
- [112] KARP, R. M., LUBY, M., AND MADRAS, N. Monte-carlo approximation algorithms for enumeration problems. *Journal of Algorithms* 10, 3 (Sept. 1989), 429–448.
- [113] KARP, R. M., AND LUBY, M. G. Monte carlo algorithms for planar multiterminal network reliability problems. *Journal of Complexity* 1 (1985), 45–64.
- [114] KARP, R. M., AND RAMACHANDRAN, V. Parallel algorithms for shared memory machines. In *Handbook of Theoretical Computer Science*, J. van Leeuwen, Ed., vol. A. MIT Press, Cambridge, MA, 1990, pp. 869–932.
- [115] KARP, R. M., UPFAL, E., AND WIGDERSON, A. Constructing a perfect matching is in random \mathcal{NC} . *Combinatorica* 6, 1 (1986), 35–48.
- [116] KARZANOV, A. V., AND TIMOFEEV, E. A. Efficient algorithm for finding all minimal edge cuts of a non-oriented graph. *Cybernetics* 22 (1986), 156–162.
- [117] KHANNA, S., LINIAL, N., AND SAFRA, S. On the hardness of approximating the chromatic number. In *Proceedings 2nd Israeli Symposium on Theory and Computing Systems* (1992), pp. 250–260.
- [118] KHULLER, S., AND SCHIEBER, B. Efficient parallel algorithms for testing connectivity and finding disjoint s - t paths in graphs. *SIAM Journal on Computing* 20, 2 (Apr. 1991), 352–375.

- [119] KHULLER, S., AND VISHKIN, U. Biconnectivity approximations and graph carvings. *Journal of the ACM* 41, 2 (Mar. 1994), 214–235. A preliminary version appeared in STOC 92.
- [120] KING, V. A simpler algorithm for verifying minimum spanning trees. Manuscript., 1993.
- [121] KING, V., RAO, S., AND TARJAN, R. E. A faster deterministic maximum flow algorithm. In *Proceedings of the 3rd Annual ACM-SIAM Symposium on Discrete Algorithms* (Jan. 1992), ACM-SIAM, pp. 157–164.
- [122] KLEIN, P., PLOTKIN, S. A., STEIN, C., AND TARDOS, É. Faster approximation algorithms for the unit capacity concurrent flow problem with applications to routing and finding sparse cuts. *SIAM Journal on Computing* 23, 3 (1994), 466–487. A preliminary version appeared in STOC 90.
- [123] KLEIN, P. N., STEIN, C., AND TARDOS, É. Leighton-Rao might be practical: Faster approximation algorithms for concurrent flow with uniform capacities. In *Proceedings of the 22nd ACM Symposium on Theory of Computing* (May 1990), ACM, ACM Press, pp. 310–321.
- [124] KLEIN, P. N., AND TARJAN, R. E. A randomized linear-time algorithm for finding minimum spanning trees. In *Proceedings of the 26th ACM Symposium on Theory of Computing* (May 1994), ACM, ACM Press, pp. 9–15.
- [125] KNESER, M. Aufgabe 300. *Jber. Deutsch. Math.-Verein.* 58 (1955).
- [126] KNUTH, D. E. *Fundamental Algorithms*, 2nd ed., vol. 1 of *The Art of Computer Programming*. Addison-Wesley Publishing Company, 1973.
- [127] KNUTH, D. E. Matroid partitioning. Tech. Rep. STAN-CS-73-342, Stanford University, 1973.
- [128] KNUTH, D. E. *Seminumerical Algorithms*, 2nd ed., vol. 2 of *The Art of Computer Programming*. Addison-Wesley Publishing Company, 1981.
- [129] KNUTH, D. E. The sandwich theorem. *The Electronic Journal of Combinatorics* 1 (1994), 1–48.

- [130] KNUTH, D. E., AND YAO, A. C. The complexity of nonuniform random number generation. In *Algorithms and Complexity: New Directions and Recent Results*, J. F. Traub, Ed. Academic Press, 1976, pp. 357–428.
- [131] KOMLOS, J. Linear verification for spanning trees. *Combinatorica* 5, 1 (1985), 57–65.
- [132] KORTE, B. H., LOVÁSZ, L., AND SCHRADER, R. *Greedoids*. Springer-Verlag, Berlin, 1991.
- [133] KRUSKAL, JR., J. B. On the shortest spanning subtree of a graph and the traveling salesman problem. *Proceedings of the American Mathematical Society* 7, 1 (1956), 48–50.
- [134] LAWLER, E. L. *Combinatorial Optimization: Networks and Matroids*. Holt, Reinhardt and Winston, 1976.
- [135] LAWLER, E. L., LENSTRA, J. K., KAN, A. H. G. R., AND SHMOYS, D. B., Eds. *The Traveling Salesman Problem*. John Wiley & Sons, 1985.
- [136] LEE, J., AND RYAN, J. Matroid applications and algorithms. *ORSA Journal on Computing* 4, 1 (1992), 70–96.
- [137] LEIGHTON, T., AND RAO, S. An approximate max-flow min-cut theorem for uniform multicommodity flow problems with applications to approximation algorithms. In *Proceedings of the 29th Annual Symposium on the Foundations of Computer Science* (Oct. 1988), IEEE, IEEE Computer Society Press, pp. 422–431.
- [138] LOMONOSOV, M. V. Bernoulli scheme with closure. *Problems of Information Transmission* 10 (1974), 73–81.
- [139] LOMONOSOV, M. V. On monte carlo estimates in network reliability. *Probability in the Engineering and Informational Sciences* (1994). To appear.
- [140] LOMONOSOV, M. V., AND POLESSKII, V. P. Lower bound of network reliability. *Problems of Information Transmission* 7 (1971), 118–123.
- [141] LOVÁSZ, L. On the ratio of optimal integral and fractional covers. *Discrete Mathematics* 13 (1975), 383–390.

- [142] LOVÁSZ, L. On the shannon capacity of a graph. *IEEE Transactions on Information Theory IT-25* (1979), 1–7.
- [143] LOVÁSZ, L., Mar. 1994. Personal Communication.
- [144] LUBY, M. G. A simple parallel algorithm for the maximal independent set problem. *SIAM Journal on Computing 15* (1986), 1036–1053.
- [145] LUBY, M. G., NAOR, J., AND NAOR, M. On removing randomness from a parallel algorithm for minimum cuts. Tech. Rep. TR-093-007, International Computer Science Institute, Feb. 1993.
- [146] LUND, C., AND YANNAKAKIS, M. On the hardness of approximating minimization problems. In *Proceedings of the 25th ACM Symposium on Theory of Computing* (May 1993), ACM, ACM Press, pp. 286–293.
- [147] MATULA, D. W. Determining edge connectivity in $O(nm)$. In *Proceedings of the 28th Annual Symposium on the Foundations of Computer Science* (1987), IEEE, IEEE Computer Society Press, pp. 249–251.
- [148] MATULA, D. W. A linear time $2 + \epsilon$ approximation algorithm for edge connectivity. In *Proceedings of the 4th Annual ACM-SIAM Symposium on Discrete Algorithms* (Jan. 1993), ACM-SIAM, pp. 500–504.
- [149] MILNER, E. C. A combinatorial theorem on systems of sets. *Journal of the London Mathematical Society 43* (1968), 204–206.
- [150] MOTWANI, R., AND NAOR, J. On exact and approximate cut covers of graphs. Manuscript., 1993.
- [151] MULMULEY, K. *Computational Geometry*. Prentice Hall, 1994.
- [152] MULMULEY, K., VAZIRANI, U. V., AND VAZIRANI, V. V. Matching is as easy as matrix inversion. *Combinatorica 7*, 1 (1987), 105–113.
- [153] NAGAMUCHI, H., AND IBARAKI, T. On max-flow min-cut and integral flow properties for multicommodity flows in directed networks. *Information Processing Letters 31* (1989), 279–285.

- [154] NAGAMUCHI, H., AND IBARAKI, T. Computing edge connectivity in multigraphs and capacitated graphs. *SIAM Journal of Discrete Mathematics* 5, 1 (Feb. 1992), 54–66.
- [155] NAGAMUCHI, H., AND IBARAKI, T. Linear time algorithms for finding k -edge connected and k -node connected spanning subgraphs. *Algorithmica* 7 (1992), 583–596.
- [156] NAOR, D., AND VAZIRANI, V. V. Representing and enumerating edge connectivity cuts in \mathcal{RNC} . In *Proceedings of the 2nd Workshop on Algorithms and Data Structures* (Aug. 1991), F. Dehne, J. R. Sack, and N. Santoro, Eds., vol. 519 of *Lecture Notes in Computer Science*, Springer-Verlag, pp. 273–285.
- [157] NASH-WILLIAMS, C. S. J. A. Well-balanced orientations of finite graphs and unobtrusive odd-vertex-pairings. In *Recent Progress in Combinatorics*, W. T. Tutte, Ed. Academic Press, 1969, pp. 133–149.
- [158] NEUMANN, J. V. Various techniques used in connection with random digits. *National Bureau of Standards, Applied Math Series 12* (1951), 36–38.
- [159] NISAN, N., SZEMEREDI, E., AND WIGDERSON, A. Undirected connectivity in $O(\log^{1.5} n)$ space. In *Proceedings of the 33rd Annual Symposium on the Foundations of Computer Science* (Oct. 1992), IEEE, IEEE Computer Society Press, pp. 24–29.
- [160] NOGA ALON, N. K., AND SZEGEDY, M. Personal communication, Aug. 1994.
- [161] PADBERG, M., AND RINALDI, G. An efficient algorithm for the minimum capacity cut problem. *Mathematical Programming* 47 (1990), 19–39.
- [162] PHILLIPS, S., AND WESTBROOK, J. Online load balancing and network flow. In *Proceedings of the 24th ACM Symposium on Theory of Computing* (May 1992), ACM, ACM Press, pp. 402–411.
- [163] PICARD, J., AND QUEYRANNE, M. Selected applications of minimum cuts in networks. *I.N.F.O.R.: Canadian Journal of Operations Research and Information Processing* 20 (Nov. 1982), 394–422.
- [164] PODDERYUGIN, V. D. An algorithm for finding the edge connectivity of graphs. *Vopr. Kibern.* 2, 136 (1973).

- [165] POLESSKII, V. P. Bounds on the connectedness probability of a random graph. *Information Processing Letters* 26 (1990), 90–98.
- [166] PROVAN, J. S., AND BALL, M. O. The complexity of counting cuts and of computing the probability that a network remains connected. *SIAM Journal on Computing* 12, 4 (1983), 777–788.
- [167] RAGHAVAN, P. Lecture notes on randomized algorithms. Research Report RC 15340 (#68237), Computer Science/Mathematics IBM Research Division, T. J. Watson Research Center, Yorktown Heights, NY, 1990.
- [168] RAGHAVAN, P., AND THOMPSON, C. Probabilistic construction of deterministic algorithms: Approximate packing integer programs. *Journal of Computer and System Sciences* 37, 2 (Oct. 1988), 130–43.
- [169] RAMACHANDRAN, V. Flow value, minimum cuts and maximum flows. Manuscript., 1987.
- [170] RAMANATHAN, A., AND COLBOURN, C. Counting almost minimum cutsets with reliability applications. *Mathematical Programming* 39, 3 (Dec. 1987), 253–61.
- [171] RECSKI, A. *Matroid Theory and its Applications In Electric Network Theory and in Statics*. No. 6 in Algorithms and Combinatorics. Springer-Verlag, 1989.
- [172] REIF, J. H., AND SPIRAKIS, P. Random matroids. In *Proceedings of the 12th ACM Symposium on Theory of Computing* (1980), pp. 385–397.
- [173] RÉNYI, A. *Probability Theory*. Elsevier, New York, 1970.
- [174] SCHIEBER, B., AND VISHKIN, U. On finding lowest common ancestors: Simplification and parallelization. *SIAM Journal on Computing* 17 (Dec. 1988), 1253–1262.
- [175] SHILOACH, Y., AND VISHKIN, U. An $O(\log n)$ parallel connectivity algorithm. *Journal of Algorithms* 3 (1982), 57–67.
- [176] SHRIJVER, A. *Theory of Linear and Integer Programming*. Wiley-Interscience Series in Discrete Mathematics. John Wiley & Sons, 1986.
- [177] SLEATOR, D. D., AND TARJAN, R. E. A data structure for dynamic trees. *Journal of Computer and System Sciences* 26 (1983), 362–391.

- [178] SZEGEDY, M. AT&T Bell Laboratories, Mar. 1994. Personal Communication.
- [179] SZEGEDY, M. A note on the θ number of lovász and the generalized delserte bound. In *Proceedings of the 35th Annual Symposium on the Foundations of Computer Science* (Nov. 1994), IEEE, IEEE Computer Society Press, pp. 36–39.
- [180] TARJAN, R. E. Applications of path compression on balanced trees. *Journal of the ACM* 26, 4 (Oct. 1979), 690–715.
- [181] TARJAN, R. E. *Data Structures and Network Algorithms*, vol. 44 of *CBMS-NSF Regional Conference Series in Applied Mathematics*. Society for Industrial and Applied Mathematics, 1983.
- [182] VALIANT, L. The complexity of enumeration and reliability problems. *SIAM Journal on Computing* 8 (1979), 410–421.
- [183] VAN DER WAERDEN, B. L. *Moderne Algebra*. Springer, 1937.
- [184] VAN EMDE BOAS, P. Machine models and simulations. In *Handbook of Theoretical Computer Science*, J. van Leeuwen, Ed., vol. A. MIT Press, Cambridge, MA, 1990, ch. 2, pp. 3–66.
- [185] VAZIRANI, V. V., AND YANNAKAKIS, M. Suboptimal cuts: Their enumeration, weight, and number. In *Automata, Languages and Programming. 19th International Colloquium Proceedings* (July 1992), vol. 623 of *Lecture Notes in Computer Science*, Springer-Verlag, pp. 366–377.
- [186] WELSH, D. J. A. *Matroid Theory*. London Mathematical Society Monographs. Academic Press, 1976.
- [187] WHITNEY, H. On the abstract properties of linear independence. *American Journal of Mathematics* 57 (1935), 509–533.
- [188] WIGDERSON, A. Improving the performance guarantee for approximate graph coloring. *Journal of the ACM* 30 (1983), 729–735.
- [189] WILLIAMSON, D., GOEMANS, M. X., MIHAIL, M., AND VAZIRANI, V. V. A primal-dual approximation algorithm for generalized steiner problems. In *Proceedings of*

the 25th ACM Symposium on Theory of Computing (May 1993), ACM, ACM Press, pp. 708–717.

- [190] WINTER, P. Generalized steiner problem in outerplanar networks. *Networks* (1987), 129–167.
- [191] WOOD, D. C. A technique for coloring a graph applicable to large-scale optimization problems. *Computer Journal* 12 (1969), 317.