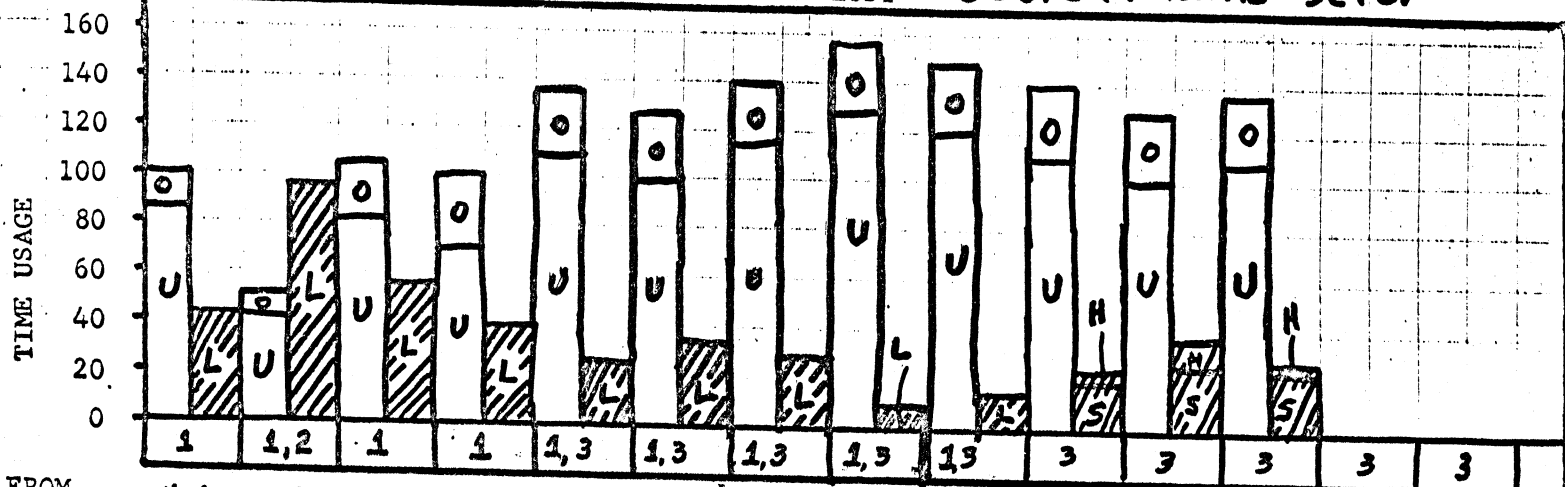


*Saltzer*

MULTICS STATISTICAL SUMMARY

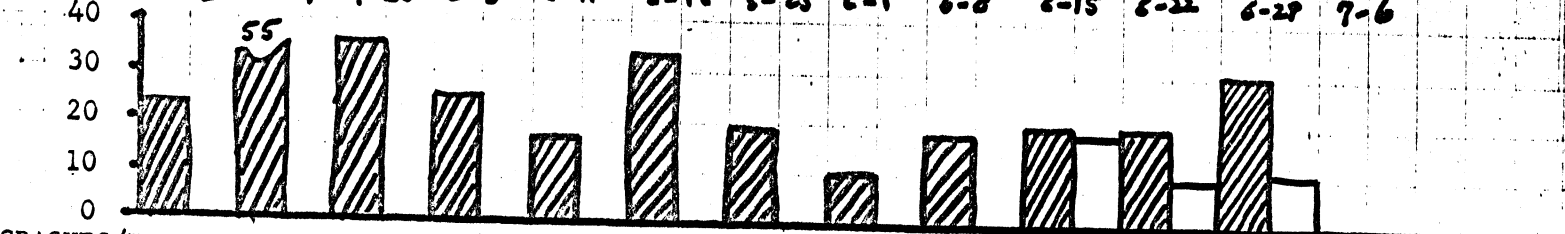
J.M. Grochow

• U= UP    S= SOFTWARE LOST    H= HARDWARE LOST    O= OPERATIONAL SETUP



FROM TO


4-6	4-13	4-20	4-27	5-5	5-12	5-19	5-26	6-2	6-9	6-16	6-23	6-30
4-12	4-19	4-26	5-3	5-11	5-18	5-25	6-1	6-8	6-15	6-22	6-29	7-6



CRASHES/EMERGENCY SHUTDOWNS

MTBF - (HOURS)

7.5	2.75	4.0	5.0	8.0	4.0	7.0	15.5	7.5	8.0	6.5	4.5
-----	------	-----	-----	-----	-----	-----	------	-----	-----	-----	-----



USER AVERAGE PER SHIFT    1 = 8 A.M. → 4 P.M.; 2 = 4 A.M. → MID; 3 = MID → 8 A.M.

1. L = S + H
2. H >> S
3. NEW REPORTING SCHEME INSTITUTED 6-1. OPERATIONS HAS COMPUTED COMPARABLE FIGURES FROM 5-5.