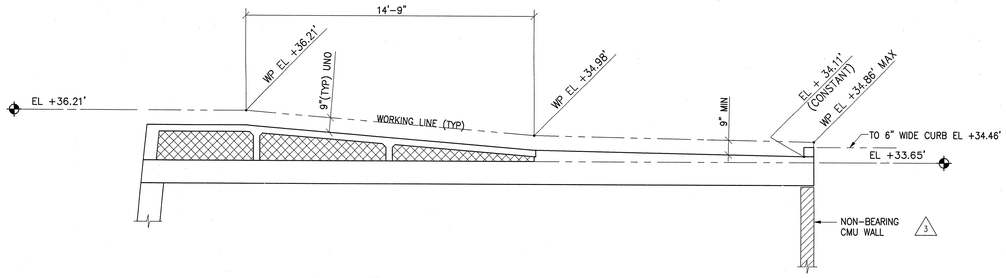

3 LONGITUDINAL SECTION
3/8"=1'-0"

NOTE: CURBS NOT SHOWN IN LONGITUDINAL SECTIONS FOR WORKING LINE CLARITY

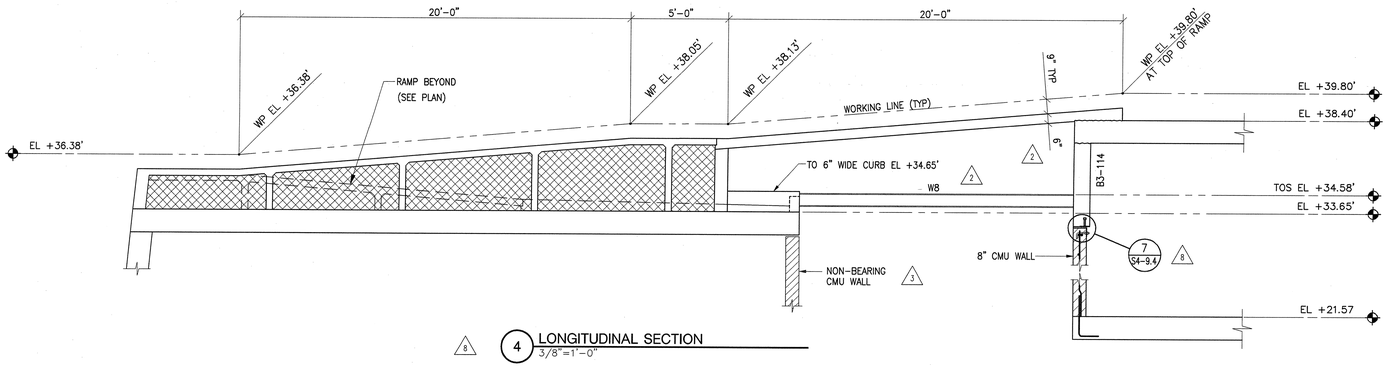

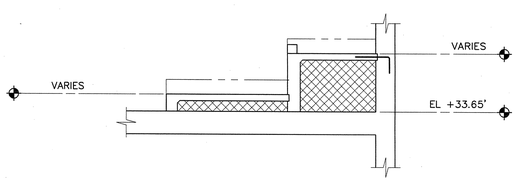

7 TRANSVERSE SECTION
3/8"=1'-0"

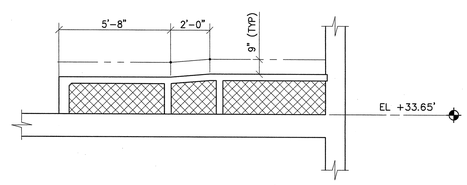

5 TRANSVERSE SECTION
3/8"=1'-0"

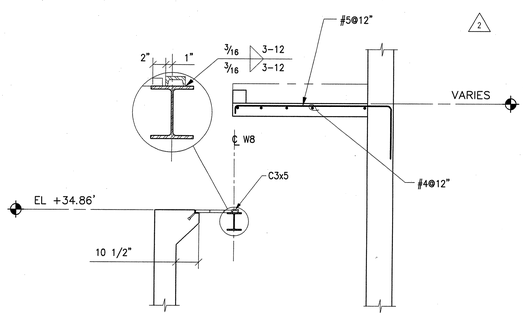

9 8 TRANSVERSE SECTION
1/2"=1'-0"

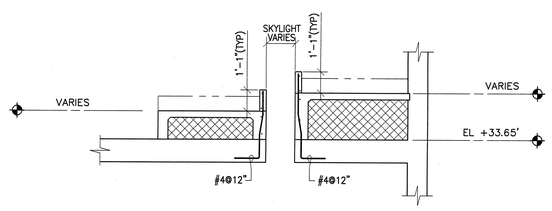

6 SECTION AT SKYLIGHT
3/8"=1'-0"

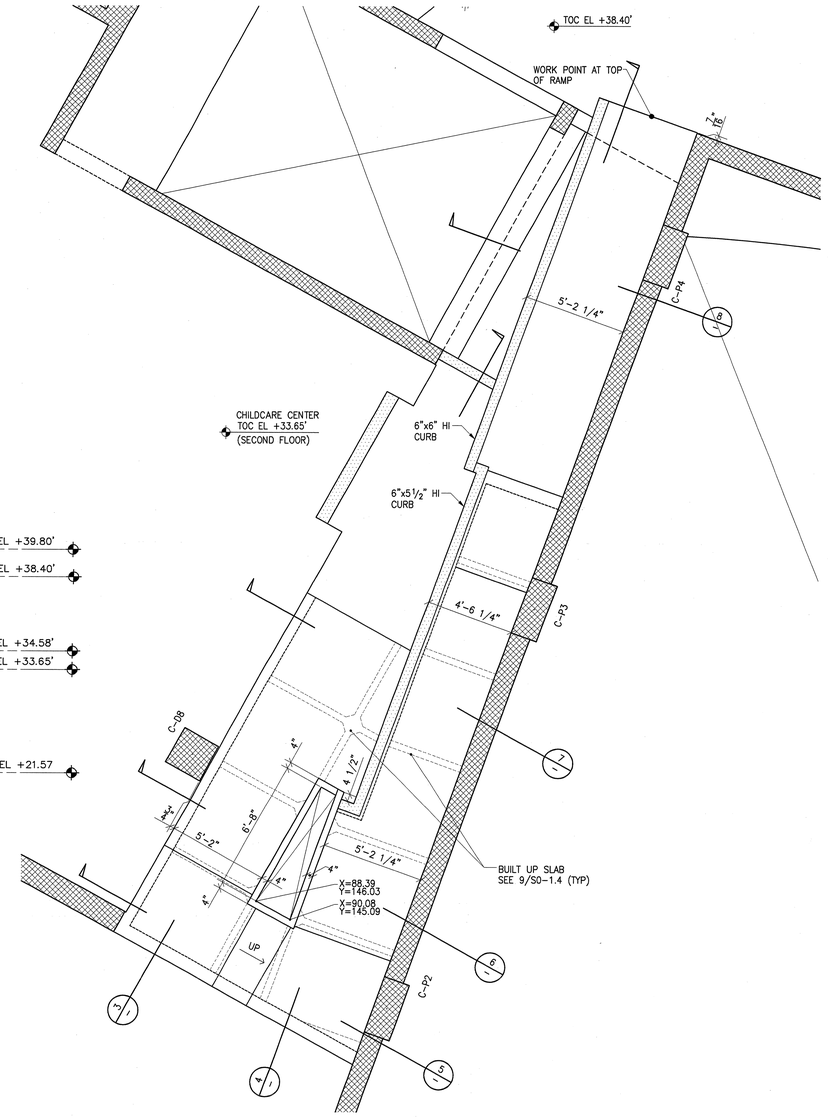

1 CHILDCARE RAMP PLAN
3/8"=1'-0"

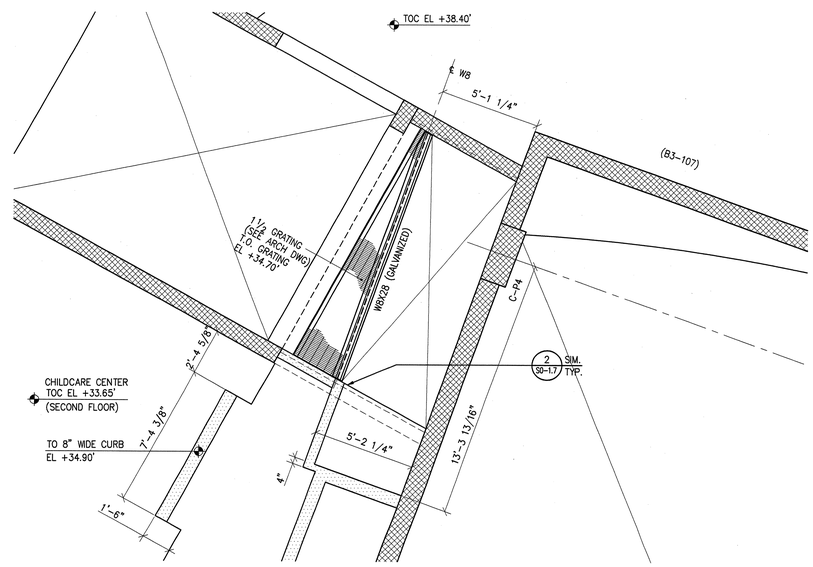

2 CHILDCARE RAMP PLAN
3/8"=1'-0"

SUPPLEMENTAL INSTRUCTIONS #89
MARCH 13, 2002

FRANK O. GEHRY & ASSOCIATES, INC.
1520-B GLOVERFIELD BOULEVARD, SANTA MONICA, CALIFORNIA 90404 TEL (310)828-6088 FAX (310)828-2098

CANNON DESIGN
Mechanical Engineer
RG VANDERWEIL ENGINEERS, INC.
Electrical Engineer

JOHN A. MARTIN & ASSOCIATES, INC.
Structural Engineer

THE RAY AND MARIA STATA CENTER

MASSACHUSETTS INSTITUTE OF TECHNOLOGY
32 VASSAR ST. CAMBRIDGE MASSACHUSETTS 02139

NOTES:

NO	DATE	ISSUE
6	02/26/01	DRILL & CORE (P12) BE SET-NOT FOR CONSTRUCT
5	04/20/01	DRILL & CORE (P11) - CONSTRUCTION SET
4	04/30/01	ADDENDUM #1 (TO ISSUE #5)
2	07/20/01	ADDENDUM #2 (TO ISSUE #5)
3	08/27/01	SUPPLEMENTAL INSTRUCTIONS #89
-	10/31/02	SUPPLEMENTAL INSTRUCTIONS #89

TITLE
CONCRETE SECTIONS & DETAILS, CHILDCARE RAMP

PROJECT NUMBER
9801
SCALE
3/8"=1'-0"
DRAWN BY

DATE
JULY 30, 2001

SHEET NUMBER
S4-14
3-89

© FRANK O. GEHRY & ASSOCIATES, INC.